

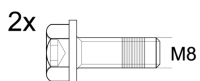
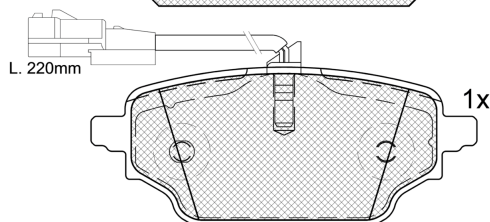
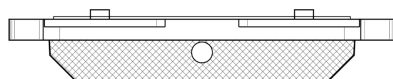
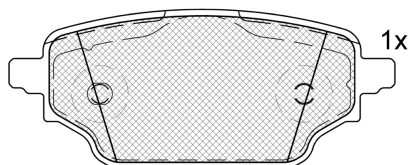
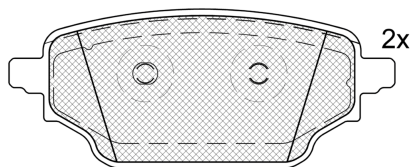
LISTA DE APLICACIONES - BUYERS GUIDE

RB2474-203



Qty: 300 Weight: 920

O.E.M.	MAKE
420 420 56 00	MERCEDES-BENZ
420 421 25 00	MERCEDES-BENZ



1- Ref. 690568 E

RB2474-203

E 9 90R-02A0111/5902



ZF Sachs

102.1x42.1x17.3

WVA

26654

26655

26999

Sin Filas



Trac.	CC	Kw	CV
-------	----	----	----



Front / Rear

MERCEDES-BENZ

CITAN II (W420) 09.21-							Furgoneta/MPV (LCVs-N1 Segment)		
1.3 110 (420.653)	Gasolina	FWD	1332	75	102	09.21-			*
1.3 113 (420.663, 420.665)	Gasolina	FWD	1332	96	131	09.21-			*
1.5 108 CDI (420.613)	Diesel	FWD	1461	55	75	09.21-			*
1.5 110 CDI (420.623, 420.625)	Diesel	FWD	1461	70	95	09.21-			*
1.5 112 CDI (420.633, 420.635)	Diesel	FWD	1461	85	116	09.21-			*
CITAN II (W420) 09.21-							MPV (LCVs-N1 Segment)		
110 (420.753)	Gasolina	FWD	1332	75	102	09.21-			*
113 (420.763, 420.765)	Gasolina	FWD	1332	96	131	09.21-			*
108 CDI (420.713)	Diesel	FWD	1461	55	75	09.21-			*
110 CDI (420.723)	Diesel	FWD	1461	70	95	09.21-			*
112 CDI (420.733)	Diesel	FWD	1461	85	116	09.21-			*
T-CLASS (W420) 05.22-							MPV (LCVs-N1 Segment)		
T 160 (420.853)	Gasolina	FWD	1332	75	102	05.22-			*
T 180 (420.863, 420.865)	Gasolina	FWD	1332	96	131	05.22-			*
T 160 CDI (420.823)	Diesel	FWD	1461	70	95	05.22-			*
T 180 CDI (420.833)	Diesel	FWD	1461	85	116	05.22-			*