

# LISTA DE APLICACIONES - BUYERS GUIDE

## RB2473

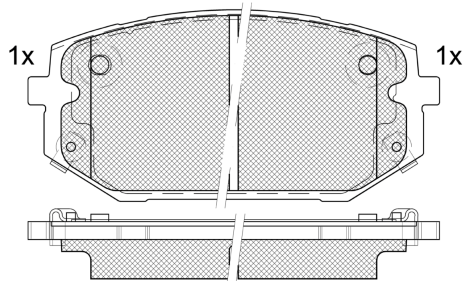
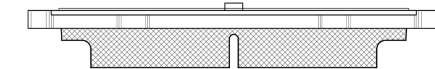
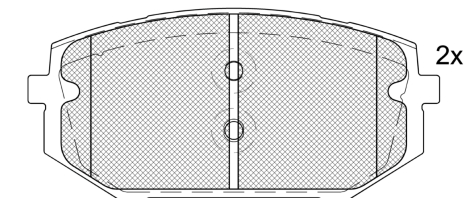


8 424073 289032

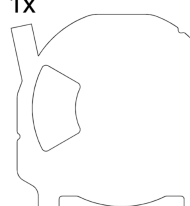
Qty: 300

Weight: 2.260

O.E.M.	MAKE
58101-R2A10	KIA

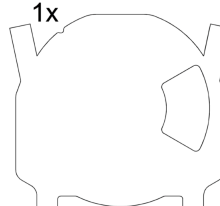


1x



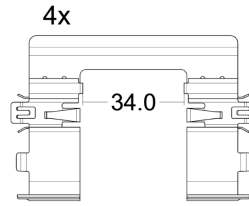
1- 652492

1x



1- 652493

4x



1- 690699 E

## RB2473



90R-02A0111/5899



Sumitomo

138.3x64.4x19.9

WVA

26731

26732

26733

Sin Filas



Trac.

CC

Kw

CV



Front / Rear

### HYUNDAI

#### TUCSON IV (NX4E, NX4A) 10.20-

#### SUV (Compact SUV-J Segment)

1.6 T-GDI	Gasolina	FWD	1598	110	150	05.21-	*
1.6 T-GDI HTRAC	Gasolina	4WD	1598	110	150	01.22-	*
1.6 T-GDI	Gasolina	FWD	1598	118	160	05.24-	*
1.6 T-GDI	Gasolina	FWD	1598	132	179	07.21-	*
1.6 T-GDI HTRAC (G4FP)	Gasolina	4WD	1598	132	180	01.21-	*
2.0 MPI	Gasolina	FWD	1999	110	150	01.21-	*
2.0 MPI HTRAC	Gasolina	4WD	1999	110	150	01.21-	*
2.5 GDi HTRAC	Gasolina	4WD	2497	140	190	01.21-	*
1.6 T-GDi Hybrid 48V	Gasol./el éc.	FWD	1598	110	150	11.20-	*
1.6 T-GDi Hybrid 48V	Gasol./el éc.	FWD	1598	118	160	06.24-	*
1.6 T-GDi Hybrid 48V A las 4 ruedas	Gasol./el éc.	4WD	1598	118	160	06.24-	*
1.6 T-GDi Hybrid 48V	Gasol./el éc.	FWD	1598	132	179	11.20-	*
1.6 T-GDi Hybrid 48V HTRAC	Gasol./el éc.	4WD	1598	132	179	11.20-	*
1.6 T-GDi Hybrid	Gasol./el éc.	FWD	1598	158	215	06.24-	*
1.6 T-GDi Hybrid 4WD	Gasol./el éc.	4WD	1598	158	215	06.24-	*
1.6 T-GDi Hybrid	Gasol./el éc.	FWD	1598	169	230	11.20-	*
1.6 T-GDI Hybrid HTRAC	Gasol./el éc.	4WD	1598	169	230	11.20-	*
1.6 T-GDI Plug-in-Hybrid HTRAC	Gasol./el éc.	4WD	1598	185	252	06.24-	*

# LISTA DE APLICACIONES - BUYERS GUIDE

1.6 T-GDI Plug-in-Hybrid HTRAC		Gasol./el éc.	FWD	1598	185	252	06.24-	*
1.6 T-GDI Plug-in-Hybrid HTRAC		Gasol./el éc.	4WD	1598	195	265	05.21-	*
1.6 CRDi hybrid 48V		Diesel/el éc.	FWD	1598	100	136	11.20-	*
1.6 CRDi Hybrid 48V HTRAC		Diesel/el éc.	4WD	1598	100	136	11.20-	*
1.6 CRDI		Diesel	FWD	1598	85	116	11.20-	*
1.6 CRDI		Diesel	FWD	1598	100	136	11.20-	*
1.6 CRDI HTRAC		Diesel	4WD	1598	100	136	11.20-	*
<b>KIA</b>								
<b>SPORTAGE V (NQ5) 09.21-</b>					<b>SUV (Compact SUV-J Segment)</b>			
1.6 T-GDI		Gasolina	FWD	1598	110	150	11.21-	*
1.6 T-GDI		Gasolina	FWD	1598	118	160	02.24-	*
1.6 T-GDI (G4FP)		Gasolina	FWD	1598	132	180	09.21-	*
1.6 T-GDI AWD		Gasolina	4WD	1598	132	180	09.21-	*
1.6 T-GDI (G4FP)		Gasolina	FWD	1598	139	189	04.22-	*
1.6 T-GDI AWD (G4FP)		Gasolina	4WD	1598	139	189	04.22-	*
2.0 MPi (G4NL)		Gasolina	FWD	1999	115	156	09.21-	*
1.6 LPG		Gasol./G as (LPG)	FWD	1598	100	136	01.23-	*
1.6 T-GDI MHEV		Gasol./el éc.	FWD	1598	110	150	11.21-	*
1.6 T-GDI MHEV AWD		Gasol./el éc.	4WD	1598	110	150	11.21-	*
1.6 T-GDI MHEV		Gasol./el éc.	FWD	1598	118	160	02.24-	*
1.6 T-GDI MHEV AWD		Gasol./el éc.	4WD	1598	118	160	02.24-	*
1.6 T-GDi Hybrid		Gasol./el éc.	FWD	1598	132	180	11.21-	*
1.6 T-GDI MHEV		Gasol./el éc.	FWD	1598	132	179	11.21-	*
1.6 T-GDI MHEV AWD		Gasol./el éc.	4WD	1598	132	179	11.21-	*
1.6 T-GDi Plug-in Hybrid AWD		Gasol./el éc.	4WD	1598	132	180	11.21-	*
1.6 T-GDi Hybrid		Gasol./el éc.	FWD	1598	154	209	06.24-	*
1.6 T-GDi Hybrid AWD		Gasol./el éc.	4WD	1598	154	209	06.24-	*
1.6 T-GDi Hybrid		Gasol./el éc.	FWD	1598	158	215	02.24-	*
1.6 T-GDi Hybrid AWD		Gasol./el éc.	4WD	1598	158	215	02.24-	*
1.6 T-GDi Hybrid		Gasol./el éc.	FWD	1598	169	230	11.21-	*
1.6 T-GDi Hybrid AWD		Gasol./el éc.	4WD	1598	169	230	11.21-	*
1.6 T-GDi Plug-in Hybrid AWD		Gasol./el éc.	4WD	1598	185	252	02.24-	*
1.6 T-GDi Plug-in Hybrid AWD		Gasol./el éc.	4WD	1598	195	265	11.21-	*
1.6 CRDi MHEV		Diesel/el éc.	FWD	1598	100	136	11.21-	*
1.6 CRDi MHEV AWD		Diesel/el éc.	4WD	1598	100	136	11.21-	*
1.6 CRDI		Diesel	FWD	1598	85	116	11.21-	*