

LISTA DE APLICACIONES - BUYERS GUIDE

RB2472

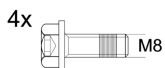
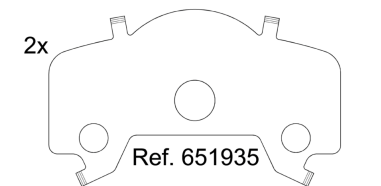
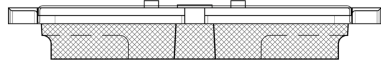
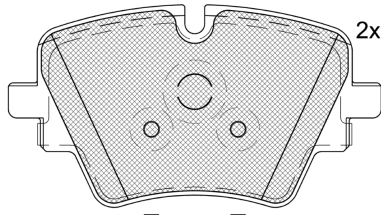
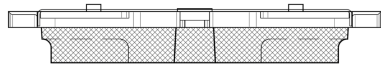
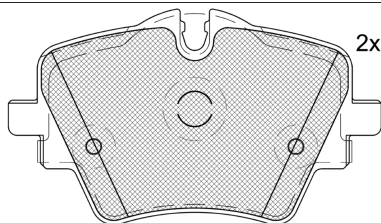


8 424073 288974

Qty: 300

Weight: 1.895

O.E.M.	MAKE
34 10 8 837 151	BMW
8837151	BMW



1- Ref. 690173 E



1- Ref. 690697 E

RB2472



90R-02A0111/4270



Lucas - Girling

129.1x70.1x19

129.1x74.6x19

WVA

25617

25618

Sin Filas



Trac.	CC	Kw	CV
-------	----	----	----



Front / Rear

BMW

2 Serie II Active Tourer (U06) 11.21-

MPV (Compact car-C Segment)

223i Mild Hybrid	Gasol./el éc.	FWD	1998	150	204	11.21-	*
223i Mild Hybrid	Gasol./el éc.	FWD	1998	160	218	11.21-	*
223i Mild Hybrid xDrive (B48 A20 P)	Gasol./el éc.	4WD	1998	160	218	03.22-	*
223 d Mild Hybrid xDrive	Diesel/el éc.	4WD	1995	155	211	07.22-	*

X1 III (U11) 07.22-

SUV (Compact SUV-J Segment)

sDrive20i	Gasolina	FWD	1499	110	150	11.22-	*
sDrive 20 i Mild-Hybrid	Gasol./el éc.	FWD	1499	125	170	11.22-	*
xDrive 25 e Plug-in-Hybrid	Gasol./el éc.	4WD	1499	180	245	07.22-	*
xDrive 30e Plug-in-Hybrid	Gasol./el éc.	4WD	1499	240	326	07.22-	*
sDrive 20 i Mild-Hybrid (B48 A20AP)	Gasol./el éc.	FWD	1998	150	204	07.22-	*
iX1 xDrive 30	Eléctrico	4WD		225	306	10.23-	*
iX1 xDrive 30	Eléctrico	4WD		230	313	07.22-	*

X2 II (U10) 11.23-

SUV (Compact SUV-J Segment)

sDrive20i	Gasol./el éc.	FWD	1499	125	170	11.23-	*
sDrive25 i	Gasol./el éc.	FWD	1998	150	204	11.23-	*
iX2 xDrive 30	Eléctrico	4WD		230	313	11.23-	*

MINI

LISTA DE APLICACIONES - BUYERS GUIDE

(J05) 04.24-					SUV ()			
SE	Eléctrico	FWD		160	218	04.24-	*	
MINI COUNTRYMAN III (U25) 11.23-					[CAMBIADO]:Break (Supermini car-B Segment)			
1.5 C	Gasol./el éc.	FWD	1499	125	170	11.23-	*	
SE ALL4	Eléctrico	4WD		230	313	03.24-	*	