

LISTA DE APLICACIONES - BUYERS GUIDE

RB2431-208

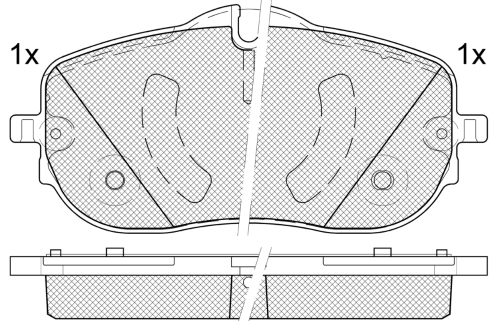
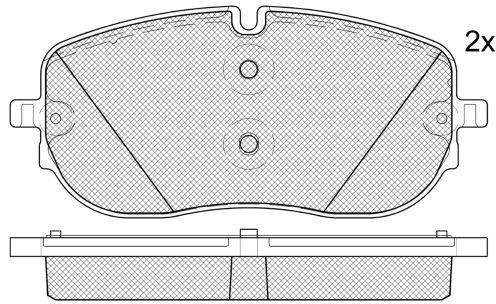


8 424073 289728

Qty: 300

Weight: 2.240

O.E.M.	MAKE
000 420 30 03	MERCEDES-BENZ

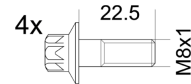
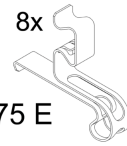


8x
1-Ref. 640237 E

8x
1-Ref. 690326 E

1-Ref. 640275 E

2-Ref. 690327 E



RB2431-208

E 9 90R-02A0111/5791



Chassis Brake Int. (Bosch)

141x62.6x19

141x67.6x19

WVA

26134

26135

26579

26580

Sin Filas



Trac.	CC	Kw	CV
-------	----	----	----



Front / Rear

MERCEDES-BENZ

C-Class C (W206) 03.21-

C 180 (206.041)

Gasol./el
éc.

RWD

1496

Sedán (Compact executive car-D Segment)

125

170

03.21-

*

C-Class C T-Model (S206) 03.21-

C 180 (206.241) (M 254.915)

Gasol./el
éc.

RWD

1496

[CAMBIADO]:Break (Compact executive car-D Segment)

125

170

03.21-

*