

LISTA DE APLICACIONES - BUYERS GUIDE

RB2427

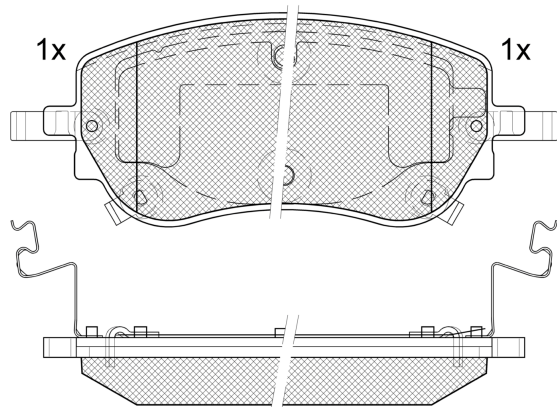
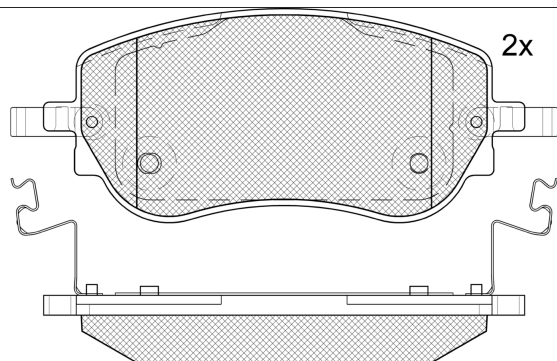


8 424073 205896

Qty: 300

Weight: 2.035

O.E.M.	MAKE
7 736 894 1	FIAT

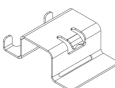


8x



1-Ref. 640237 E

8x



1-Ref. 690326 E

4x



M8x1

2-Ref. 690327 E

RB2427



90R-02A0111/5655



Chassis Brake Int. (Bosch)

133.9x59.6x19.4

WVA

26451

26452

26453

Sin Filas



Trac.	CC	Kw	CV
-------	----	----	----



Front / Rear

ABARTH

(332_) 02.23-

[CAMBIADO]:Fastback ()

Scorpionissima	Eléctrico	FWD		114	155	02.23-	*
----------------	-----------	-----	--	-----	-----	--------	---

(332_) 02.23-

Cabrío ()

Scorpionissima	Eléctrico	FWD		114	155	02.23-	*
----------------	-----------	-----	--	-----	-----	--------	---

FIAT

500 II (312_) 07.07-

[CAMBIADO]:Fastback (City car-A Segment)

Electric (EV) (E99)	Eléctrico	FWD		83	113	09.12-	*
---------------------	-----------	-----	--	----	-----	--------	---

500 e (332_) 10.20-

[CAMBIADO]:Fastback (City car-A Segment)

Elektro (FA1) (463 48 460)	Eléctrico	FWD		70	95	10.20-	*
----------------------------	-----------	-----	--	----	----	--------	---

Elektro 3+1 (FA1) (463 48 460)	Eléctrico	FWD		87	118	10.20-	*
--------------------------------	-----------	-----	--	----	-----	--------	---

500 e (332_) 10.20-

Cabrío (City car-A Segment)

Elektro (FA1) (463 48 460)	Eléctrico	FWD		70	95	10.20-	*
----------------------------	-----------	-----	--	----	----	--------	---

Elektro (FA1) (463 48 460)	Eléctrico	FWD		87	118	10.20-	*
----------------------------	-----------	-----	--	----	-----	--------	---

TIPO / EGEA (356_, 357_) 03.16-

[CAMBIADO]:Break (Compact car-C Segment)

1.0 (357WXN1A)	Gasolina	FWD	999	74	101	11.20-	*
----------------	----------	-----	-----	----	-----	--------	---

1.4 (356WXA1B) (843 A1.000)	Gasolina	FWD	1368	70	95	03.16-10.20	*
-----------------------------	----------	-----	------	----	----	-------------	---

1.4 (356WXF1B) (940 B7.000)	Gasolina	FWD	1368	88	120	03.16-10.20	*
-----------------------------	----------	-----	------	----	-----	-------------	---

1.6 (356WXE11) (552 68 036)	Gasolina	FWD	1598	81	110	07.16-10.20	*
-----------------------------	----------	-----	------	----	-----	-------------	---

1.4 LPG (356WXF1B) (940 B7.000)	Gasol./G as (LPG)	FWD	1368	88	120	05.16-10.20	*
---------------------------------	-------------------	-----	------	----	-----	-------------	---

1.5 T4 Hybrid	Gasol./el éc.	FWD	1469	96	131	03.22-	*
---------------	---------------	-----	------	----	-----	--------	---

1.3 D (356WXH1A) (552 66 963)	Diesel	FWD	1248	70	95	03.16-	*
-------------------------------	--------	-----	------	----	----	--------	---

LISTA DE APLICACIONES - BUYERS GUIDE

1.3 D (356WXH1A) (552 83 775)		Diesel	FWD	1248	70	95	03.16-	*
1.6 D (356WYG11) (552 60 384)		Diesel	FWD	1598	84	114	09.16-10.20	*
1.6 D (356WYG11) (552 80 444)		Diesel	FWD	1598	84	114	09.16-10.20	*
1.6 D (356WYG1B) (552 60 384)		Diesel	FWD	1598	88	120	03.16-10.20	*
1.6 D (356WYG1B) (552 80 444)		Diesel	FWD	1598	88	120	03.16-10.20	*
1.6 Multijet (357WYG1)		Diesel	FWD	1598	96	131	11.20-	*
TIPO / EGEA (356_, 357_) 03.16-					[CAMBIADO]:Fastback (Compact car-C Segment)			
1.0 (357HXN1A)		Gasolina	FWD	999	74	101	11.20-	*
1.4 (356HXA1B) (843 A1.000)		Gasolina	FWD	1368	70	95	03.16-	*
1.4 (356HXF1B) (940 B7.000)		Gasolina	FWD	1368	88	120	03.16-10.20	*
1.6 (356HXE11) (552 68 036)		Gasolina	FWD	1598	81	110	07.16-10.20	*
1.4 LPG (356HXF1B) (940 B7.000)		Gasol./Gas (LPG)	FWD	1368	88	120	05.16-10.20	*
1.5 T4 Hybrid		Gasol./eléc.	FWD	1469	96	131	03.22-	*
1.3 D (356HXH1A) (552 66 963)		Diesel	FWD	1248	70	95	03.16-	*
1.3 D (356HXH1A) (552 83 775)		Diesel	FWD	1248	70	95	03.16-	*
1.6 D (356HGX11) (552 60 384)		Diesel	FWD	1598	84	114	09.16-10.20	*
1.6 D (356HGX11) (552 80 444)		Diesel	FWD	1598	84	114	09.16-10.20	*
1.6 D (356HGX1B, 356HGX11) (552 60 384)		Diesel	FWD	1598	88	120	03.16-10.20	*
1.6 D (356HGX1B, 356HGX11) (552 80 444)		Diesel	FWD	1598	88	120	03.16-10.20	*
1.6 Multijet (357HGX1)		Diesel	FWD	1598	96	131	11.20-	*
TIPO / EGEA (356_, 357_) 10.15-					Sedán (Compact car-C Segment)			
1.0 (357SXN1A)		Gasolina	FWD	999	74	101	11.20-	*
1.4 (356SXA1B) (843 A1.000)		Gasolina	FWD	1368	70	95	10.15-	*
1.6 (356SXE11) (552 68 036)		Gasolina	FWD	1598	81	110	10.15-10.20	*
1.4 LPG (356SXF1B) (940 B7.000)		Gasol./Gas (LPG)	FWD	1368	88	120	05.16-10.20	*
1.5 T4 Hybrid		Gasol./eléc.	FWD	1469	96	131	03.22-	*
1.3 D (356SXB1A, 356SXH1A, 356SXD1A) (199 B1.000)		Diesel	FWD	1248	70	95	10.15-10.20	*
1.3 D (356SXB1A, 356SXH1A, 356SXD1A) (552 66 963)		Diesel	FWD	1248	70	95	10.15-10.20	*
1.3 D (356SXB1A, 356SXH1A, 356SXD1A) (552 83 775)		Diesel	FWD	1248	70	95	10.15-10.20	*
1.6 D (356SXB1B) (552 60 384)		Diesel	FWD	1598	84	114	09.16-10.20	*
1.6 D (356SXB1B) (552 60 384)		Diesel	FWD	1598	88	120	10.15-10.20	*
1.6 D (356SXB1B) (940 C1.000)		Diesel	FWD	1598	88	120	10.15-10.20	*
1.6 Multijet (357SXB1)		Diesel	FWD	1598	96	131	11.20-	*