


# LISTA DE APLICACIONES - BUYERS GUIDE

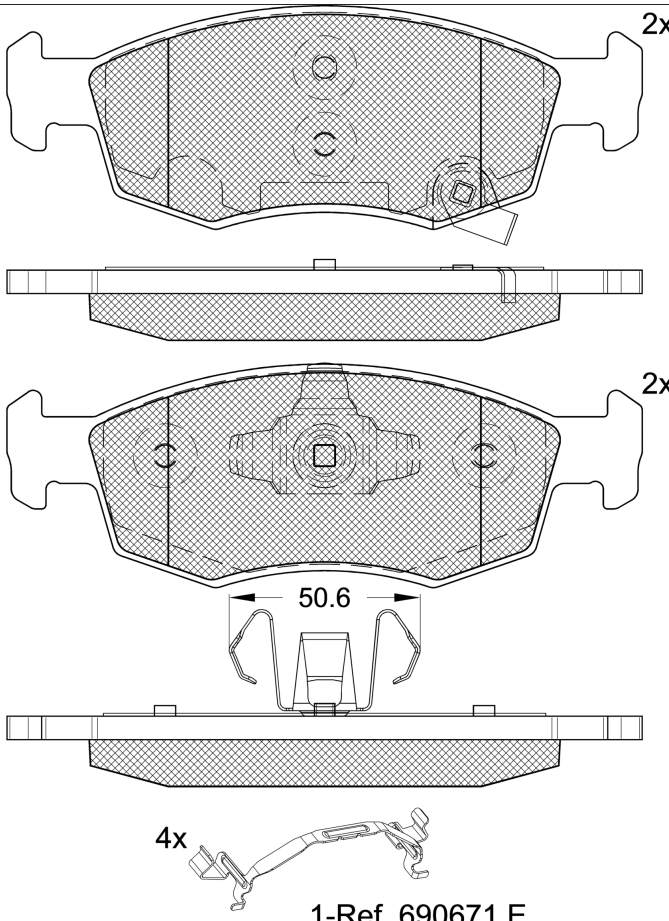
## RB2422



8 424073 205858

Qty: 300      Weight: 1.535

O.E.M.	MAKE
7 736 866 8	LANCIA
7 736 883 1	LANCIA



2x

2x


50.6

4x

1-Ref. 690671 E

## RB2422

E 9

**90R-02A0111/3300**  

Ate - Teves

149.4x52.6x17.2

**WVA**

26786

26787

Sin Filas



Trac.	CC	Kw	CV		
					Front / Rear

## CHRYSLER

YPSILON 05.11-					[CAMBIADO]:Fastback (Supermini car-B Segment)			
0.9 Twinair (312 A2.000)		Gasolina	FWD	875	63	86	05.11-12.18	*
1.2 (169 A4.000)		Gasolina	FWD	1242	51	69	05.11-12.21	*
1.3 Multijet (199 B1.000)		Diesel	FWD	1248	70	95	05.11-	*

## FIAT

500 II (312_) 07.07-					[CAMBIADO]:Fastback (City car-A Segment)			
1.2 (312AXA1A) (169 A4.000)		Gasolina	FWD	1242	51	69	07.07-	*
1.2 LPG (312AXA1A) (169 A4.000)		Gasol./Gas (LPG)	FWD	1242	51	69	12.10-	*
1.0 Mild Hybrid (312.AYD1B) (463 41 162)		Gasol./eléc.	FWD	999	51	69	01.20-	*
1.0 Mild Hybrid (312AYD1B)		Gasol./eléc.	FWD	999	52	71	06.21-	*
Electric (EV)		Eléctrico	FWD		24	33	01.10-	*

500 C II (312_) 09.09-					Cabrio (City car-A Segment)			
1.0 Mild Hybrid (312.AYD1B) (463 41 162)		Gasol./eléc.	FWD	999	51	69	01.20-	*

500 e (332_) 10.20-					[CAMBIADO]:Fastback (City car-A Segment)			
Elektro (FA1) (463 48 460)		Eléctrico	FWD		70	95	10.20-	*
Elektro 3+1 (FA1) (463 48 460)		Eléctrico	FWD		87	118	10.20-	*

PANDA III (312_, 319_) 02.12-					[CAMBIADO]:Fastback (City car-A Segment)			
0.9 (312PXN1A, 312PXN11) (312 A2.000)		Gasolina	FWD	875	57	78	02.12-	*
0.9 (312PXN1A, 312PXN11) (312 A7.000)		Gasolina	FWD	875	57	78	02.12-	*
0.9 (312PXN1A, 312PXN11) (312 A5.000)		Gasolina	FWD	875	59	80	12.13-	*

# LISTA DE APLICACIONES - BUYERS GUIDE

0.9 (312PXG1A) (312 A2.000)		Gasolina	FWD	875	63	86	02.12-	*
0.9 4x4 (312PXG1A) (312 A2.000)		Gasolina	4WD	875	63	86	09.12-	*
0.9 4x4 (312PXR2B) (312 A2.000)		Gasolina	4WD	875	66	90	06.14-	*
0.9 4x4 (312PXR2B) (312 A7.000)		Gasolina	4WD	875	66	90	06.14-	*
0.9 (312PXP1A) (312 A4.000)		Gasolina	FWD	964	44	60	12.13-	*
0.9 (312PXP1A) (312 A6.000)		Gasolina	FWD	964	44	60	12.13-	*
0.9 (312PXH1A) (312 A4.000)		Gasolina	FWD	964	48	65	02.12-	*
1.2 (312PXA1A) (169 A4.000)		Gasolina	FWD	1242	51	69	02.12-	*
1.2 LPG (312PXA1A) (169 A4.000)		Gasol./Gas (LPG)	FWD	1242	51	69	06.12-	*
0.9 Natural Power (312PXN1A) (463 37 566)		Gasol./Gas (CNG)	FWD	875	51	69	03.19-	*
0.9 Natural Power (312PXN1A) (312 A2.000)		Gasol./Gas (CNG)	FWD	875	59	80	01.15-	*
0.9 Natural Power (312PXN1A) (312 A2.000)		Gasol./Gas (CNG)	FWD	875	63	86	07.12-	*
1.0 Mild Hybrid (312.PYD1B) (463 41 162)		Gasol./eléc.	FWD	999	51	69	01.20-	*
1.0 Mild Hybrid		Gasol./eléc.	FWD	999	52	71	03.22-	*
1.3 D Multijet (312PXL1A) (199 A1.000)		Diesel	FWD	1248	55	75	02.12-	*
1.3 D Multijet (312PXL1A) (199 A9.000)		Diesel	FWD	1248	55	75	02.12-	*
1.3 D Multijet 4x4 (312PXU1A) (199 A1.000)		Diesel	4WD	1248	55	75	06.12-	*
1.3 D Multijet 4x4 (312PXU1A) (199 A9.000)		Diesel	4WD	1248	55	75	06.12-	*
1.3 D Multijet 4x4 (312PXU1A) (199 A9.000)		Diesel	4WD	1248	59	80	06.14-	*
1.3 D Multijet 4x4 (312PXU1A) (225 A2.000)		Diesel	4WD	1248	59	80	06.14-	*
1.3 D Multijet 4x4 (312PXU1A) (312 A8.000)		Diesel	4WD	1248	59	80	06.14-	*
1.3 D Multijet 4x4 (312PXU1A) (312 B2.000)		Diesel	4WD	1248	59	80	06.14-	*
1.3 D Multijet (312PXU1A, 312PWX1A) (199 B1.000)		Diesel	FWD	1248	70	95	04.15-	*
1.3 D Multijet (312PXU1A, 312PWX1A) (312 B1.000)		Diesel	FWD	1248	70	95	04.15-	*
1.3 D Multijet (312PXU1A, 312PWX1A) (330 A1.000)		Diesel	FWD	1248	70	95	04.15-	*
1.3 D Multijet 4x4 (312PXU1A) (199 B1.000)		Diesel	4WD	1248	70	95	04.15-	*
1.3 D Multijet 4x4 (312PXU1A) (312 B1.000)		Diesel	4WD	1248	70	95	04.15-	*
1.3 D Multijet 4x4 (312PXU1A) (330 A1.000)		Diesel	4WD	1248	70	95	04.15-	*
<b>PANDA III VAN (312_, 519_) 02.12-</b>					<b>Furgón/hatchback (LCVs-N1 Segment)</b>			
0.9 (312.PXN1A) (312 A2.000)		Gasolina	FWD	875	59	80	11.13-	*
0.9 (312DXG1A) (312 A2.000)		Gasolina	FWD	875	63	86	02.12-	*
0.9 4x4 (312CXG2B) (312 A2.000)		Gasolina	4WD	875	63	86	09.12-	*
0.9 (312CXH1A, 312DXH1A) (312 A4.000)		Gasolina	FWD	964	48	65	02.12-	*
1.2 (312CXA1A, 312DXA1A) (169 A4.000)		Gasolina	FWD	1242	51	69	02.12-	*
1.2 LPG (312CXA1A) (169 A4.000)		Gasol./Gas (LPG)	FWD	1242	51	69	06.12-	*
0.9 Natural Power (312CXG1A) (312 A2.000)		Gasol./Gas (CNG)	FWD	875	59	80	01.15-	*
0.9 Natural Power (312DXG1A) (312 A2.000)		Gasol./Gas (CNG)	FWD	875	63	86	07.12-	*
1.0 Mild Hybrid (312PYD1B)		Gasol./eléc.	FWD	999	51	69	01.20-	*
1.3 D Multijet (312CXL1A, 312DXL1A) (199 A9.000)		Diesel	FWD	1248	55	75	02.12-	*
1.3 D Multijet 4x4 (312CXL2A) (199 A9.000)		Diesel	4WD	1248	55	75	06.12-	*
1.3 D Multijet (312PXS2A) (225 A2.000)		Diesel	FWD	1248	59	80	12.15-	*
1.3 D Multijet (312PXS2A) (312 A8.000)		Diesel	FWD	1248	59	80	12.15-	*

# LISTA DE APLICACIONES - BUYERS GUIDE

1.3 D Multijet (312PXS2A) (312 B2.000)	Diesel	FWD	1248	59	80	12.15-	*
1.3 D Multijet 4x4 (312PXU1A) (225 A2.000)	Diesel	4WD	1248	59	80	06.14-	*
<b>LANCIA</b>							
<b>YPSILON III (312_) 05.11-</b>				<b>[CAMBIADO]:Fastback (Supermini car-B Segment)</b>			
0.9 TwinAir (312.YXN11, 312.YXN1A) (312 A2.000)	Gasolina	FWD	875	59	80	12.13-12.18	*
0.9 TwinAir (312.YXN11, 312.YXN1A) (312 A5.000)	Gasolina	FWD	875	59	80	12.13-12.18	*
0.9 TwinAir (312.PXG11, 312.PXG1A, 312.YXG11, 312.YXG1A) (312 A2.000)	Gasolina	FWD	875	63	86	05.11-12.18	*
1.2 (312.PXA1A, 312.YXA1A) (169 A4.000)	Gasolina	FWD	1242	51	69	05.11-12.21	*
1.2 Bi-fuel (312.YXA1A) (169 A4.000)	Gasol./Gas (LPG)	FWD	1242	49	67	05.11-	*
1.2 Bi-fuel (312.YXA1A) (169 A4.000)	Gasol./Gas (LPG)	FWD	1242	51	69	05.11-	*
0.9 CNG (312.YXN1A) (312 A5.000)	Gasol./Gas (CNG)	FWD	875	59	80	01.14-	*
0.9 CNG (312.YXG1A) (312 A2.000)	Gasol./Gas (CNG)	FWD	875	63	86	05.11-	*
1.0 Mild Hybrid (312) (463 41 162)	Gasol./el éc.	FWD	999	51	69	03.20-	*
1.3 D Multijet (312.YXE1A, 312.YXU1A) (199 B1.000)	Diesel	FWD	1248	70	95	05.11-08.18	*
1.3 D Multijet (312.YXE1A, 312.YXU1A) (312 B1.000)	Diesel	FWD	1248	70	95	05.11-08.18	*