

LISTA DE APLICACIONES - BUYERS GUIDE

RB2419

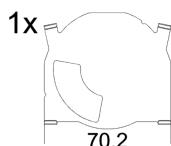
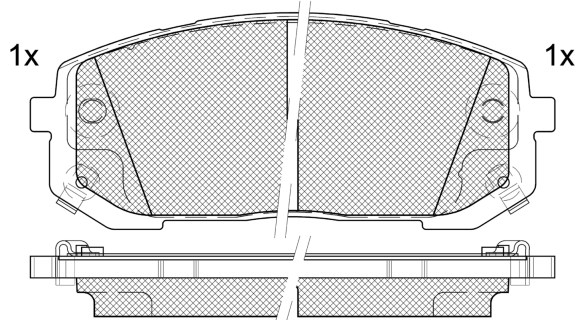
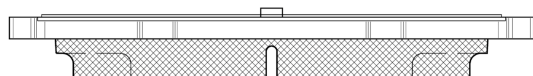
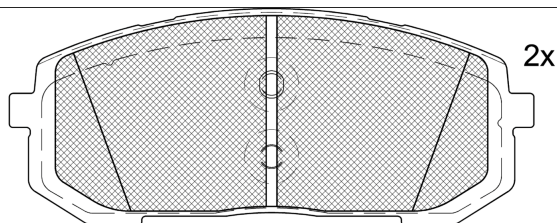


8 424073 205742

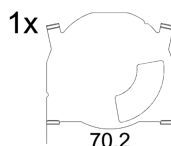
Qty: 300

Weight: 2.015

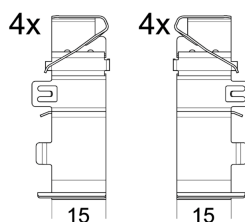
O.E.M.	MAKE
58101-AAA10	HYUNDAI
58101-AAA11	HYUNDAI
58101-L0A00	HYUNDAI
58101-L1A00	HYUNDAI
58101-L1A01	HYUNDAI
58101-L1A02	HYUNDAI
58101-N7A20	HYUNDAI



1-Ref. 652506



1-Ref. 652507



1-Ref. 690670 E

RB2419



90R-02A0111/5690



Mobis

145.5x60.1x17.4

WVA
26417
26418
26419

FMSI
D2302-9538

Sin Filas



Trac.	CC	Kw	CV
-------	----	----	----



Front / Rear

HYUNDAI

ELANTRA VII / AVANTE / i30 (CN7) 03.20-

Sedán (Compact car-C Segment)

1.6 (G4FM)	Gasolina	FWD	1598	90	123	03.20-	*
1.6 T-GDI (G4FP)	Gasolina	FWD	1598	150	204	08.20-	*
2.0 (G4NL)	Gasolina	FWD	1999	110	150	03.21-	*
2.0 (G4NL)	Gasolina	FWD	1999	117	159	08.20-	*
1.6 LPI (G4FG)	Gasol./Gas (LPG)	FWD	1591	88	120	03.20-	*

SONATA VIII (DN8) 03.19-

Sedán (Executive car-E Segment)

2.0 LPI	LPG	FWD	1999	107	145	03.19-	*
2.0 CVVL	Gasolina	FWD	1999	110	150	01.20-	*
2.0 CVVL	Gasolina	FWD	1999	118	160	03.19-	*
2.5 MPI (G4KM)	Gasolina	FWD	2497	132	179	01.20-	*

HYUNDAI (BEIJING)

ELANTRA VII (CN) 10.20-

Sedán (Compact car-C Segment)

240TGD (G4LD)	Gasolina	FWD	1353	103	140	10.20-	*
1.5 (G4FL)	Gasolina	FWD	1497	85	116	10.20-	*

SONATA X (DN) 07.20-

Sedán (Executive car-E Segment)

270 TGED (G4FS)	Gasolina	FWD	1497	125	170	07.20-	*
380 TGED (G4NN)	Gasolina	FWD	1975	177	241	07.20-	*

KIA

OPTIMA V / K5 (DL3) 12.19-

Sedán (Executive car-E Segment)

2.0 LPG	LPG	FWD	1999	107	145	12.19-	*
1.6 T-GDI	Gasolina	FWD	1598	132	179	12.19-	*

LISTA DE APLICACIONES - BUYERS GUIDE

2.0		Gasolina	FWD	1999	118	160	12.19-	*
2.0 Hybrid		Gasol./el éc.	FWD	1999	143	194	12.19-	*