

LISTA DE APLICACIONES - BUYERS GUIDE

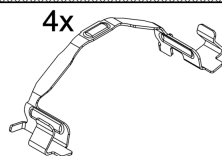
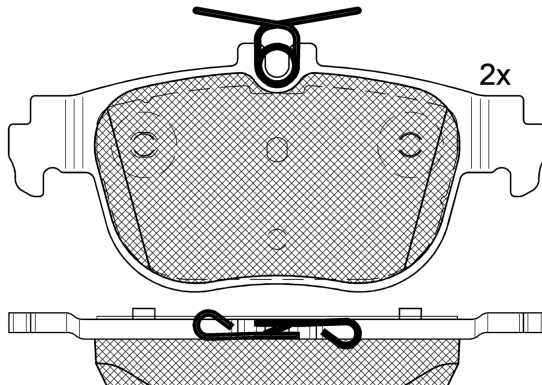
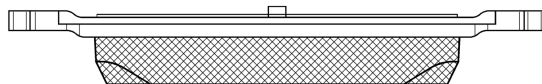
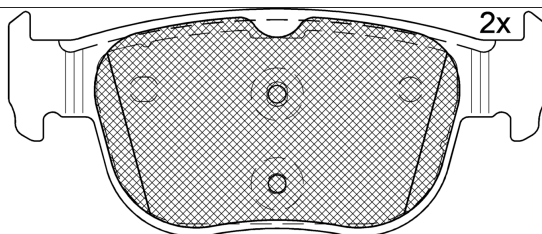
RB2408



Qty: 300

Weight: 1.095

O.E.M.	MAKE
5WA 698 451	VW
5WA 698 451 E	SEAT
5WA 698 451 G	CUPRA
5WA 698 451 K	VW
8Y0 698 451	VW



1-Ref. 690658 E

RB2408

E 9 90R-02A0111/5523



Ate - Teves

122.9x52.1x16

122.9x56.9x16

WVA
26303
26304

FMSI
D2432-9659

Sin Filas



Trac.	CC	Kw	CV
-------	----	----	----



Front / Rear

AUDI

					Sedán (Compact executive car-D Segment)				
A3 IV (8YS, 8YM) 03.20-									
30 TFSI (DLAA)		Gasolina	FWD	999	81	110	06.20-	*	
35 TFSI (DJKA)		Gasolina	FWD	1395	110	150	08.20-	*	
30 TFSI		Gasolina	FWD	1498	85	116	05.24-	*	
35 TFSI (DPCA)		Gasolina	FWD	1498	110	150	04.20-	*	
40 TFSI (CZPB, DNNA)		Gasolina	FWD	1984	140	190	05.21-	*	
40 TFSI quattro		Gasolina	4WD	1984	140	190	07.21-	*	
S3 TFSI quattro (DNFB)		Gasolina	4WD	1984	228	310	06.20-	*	
RS3 TFSI quattro		Gasolina	4WD	2480	294	400	07.21-	*	
30 TFSI Mild Hybrid		Gasol./el éc.	FWD	999	81	110	06.20-	*	
30 TFSI Mild Hybrid		Gasol./el éc.	FWD	999	81	110	06.20-	*	
30 TFSI Mild Hybrid		Gasol./el éc.	FWD	1498	85	116	05.24-	*	
35 TFSI Mild Hybrid (DFYA)		Gasol./el éc.	FWD	1498	110	150	04.20-	*	
30 TDI (DSUD)		Diesel	FWD	1968	85	116	06.20-	*	
35 TDI (DSRB)		Diesel	FWD	1968	110	150	04.20-	*	
40 TDI quattro		Diesel	4WD	1968	147	200	12.20-	*	
A3 IV Sportback (8YA, 8YF) 11.19-					[CAMBIADO]: Fastback (Compact executive car-D Segment)				
30 TFSI (DLAA)		Gasolina	FWD	999	81	110	06.20-	*	
35 TFSI (DJKA)		Gasolina	FWD	1395	110	150	08.21-	*	
30 TFSI		Gasolina	FWD	1498	85	116	05.24-	*	
35 TFSI (DPCA)		Gasolina	FWD	1498	110	150	11.19-	*	

LISTA DE APLICACIONES - BUYERS GUIDE

2.0 40 TFSI (CZPB, DNNA)		Gasolina	FWD	1984	140	190	05.21-	*	
40 TFSI quattro		Gasolina	4WD	1984	140	190	07.21-	*	
S3 TFSI quattro (DNFB)		Gasolina	4WD	1984	228	310	06.20-	*	
RS3 TFSI quattro		Gasolina	4WD	2480	294	400	07.21-	*	
30 g-tron (DHFA)		Gasol./Gas (CNG)	FWD	1498	96	131	07.20-	*	
30 TFSI Mild Hybrid (DLAA)		Gasol./eléc.	FWD	999	81	110	06.20-	*	
40 TFSIe (DGEA)		Gasol./eléc.	FWD	1395	150	204	06.20-	*	
45 TFSIe		Gasol./eléc.	FWD	1395	180	245	07.21-	*	
30 TFSI Mild Hybrid		Gasol./eléc.	FWD	1498	85	116	05.24-	*	
35 TFSI Mild Hybrid (DFYA)		Gasol./eléc.	FWD	1498	110	150	04.20-	*	
40 TFSIe		Gasol./eléc.	FWD	1498	150	204	06.24-	*	
45 TFSIe		Gasol./eléc.	FWD	1498	200	272	11.24-	*	
30 TDI (DSUD)		Diesel	FWD	1968	85	116	11.19-	*	
35 TDI (DSRB)		Diesel	FWD	1968	110	150	11.19-	*	
40 TDI quattro		Diesel	4WD	1968	147	200	12.20-	*	
A3 Allstreet (8YJ) 02.24-					[CAMBIADO]:Fastback (Compact executive car-D Segment)				
35 TFSI		Gasolina	FWD	1498	110	150	09.24-	*	
35 TFSI Mild Hybrid		Gasol./eléc.	FWD	1498	110	150	02.24-	*	
40 TFSIe		Gasol./eléc.	FWD	1498	150	204	11.24-	*	
35 TDI		Diesel	FWD	1968	110	150	02.24-	*	
AUDI (FAW)									
A3 (88A) 07.20-					[CAMBIADO]:Fastback (Compact executive car-D Segment)				
35 TFSI (DJSA)		Gasolina	FWD	1498	110	150	01.21-	*	
A3L (888) 07.20-					Sedán (Compact executive car-D Segment)				
35 TFSI (DJSA)		Gasolina	FWD	1395	110	150	01.21-	*	
CUPRA									
FORMENTOR (KM7, KMP) 07.20-					SUV (Compact SUV-J Segment)				
1.5 TSI		Gasolina	FWD	1498	110	150	11.20-	*	
2.0 TSI		Gasolina	FWD	1984	140	190	01.21-	*	
2.0 TSI 4Drive		Gasolina	4WD	1984	140	190	08.20-	*	
2.0 TSI 4Drive (DNFB)		Gasolina	4WD	1984	228	310	07.20-	*	
2.5 VZ5 4Drive		Gasolina	4WD	2480	287	390	10.21-	*	
1.4 e-HYBRID		Gasol./eléc.	FWD	1395	110	150	01.21-	*	
1.4 e-HYBRID		Gasol./eléc.	FWD	1395	150	204	01.21-	*	
1.4 e-Hybrid VZ		Gasol./eléc.	FWD	1395	180	245	02.21-	*	
1.5 eTSI		Gasol./eléc.	FWD	1498	110	150	05.24-	*	
1.5 e-HYBRID		Gasol./eléc.	FWD	1498	150	204	07.24-	*	
2.0 TDI		Diesel	FWD	1968	110	150	03.21-	*	
2.0 TDI 4Drive		Diesel	4WD	1968	110	150	03.21-	*	
LEON (KL1, KU1, KUG) 09.20-					[CAMBIADO]:Fastback (Compact car-C Segment)				
1.5 TSI		Gasolina	FWD	1498	110	150	09.22-	*	

LISTA DE APLICACIONES - BUYERS GUIDE

2.0 TSI		Gasolina	FWD	1984	140	190	09.22-	*
1.4 e-HYBRID		Gasol./el éc.	FWD	1395	150	204	09.20-	*
1.5 eTSI		Gasol./el éc.	FWD	1498	110	150	08.22-	*
1.5 e-HYBRID		Gasol./el éc.	FWD	1498	150	204	07.24-	*
2.0 TDI		Diesel	FWD	1968	110	150	11.22-	*
LEON Sportstourer (KL8, KU8, KUD) 09.20-					[CAMBIADO]:Break (Compact car-C Segment)			
1.5 TSI		Gasolina	FWD	1498	110	150	09.22-	*
2.0 TSI		Gasolina	FWD	1984	140	190	09.22-	*
1.4 e-HYBRID		Gasol./el éc.	FWD	1395	150	204	09.20-	*
1.5 eTSI		Gasol./el éc.	FWD	1498	110	150	09.22-	*
e-HYBRID		Gasol./el éc.	FWD	1498	150	204	07.24-	*
2.0 TDI		Diesel	FWD	1968	110	150	11.22-	*
2.0 TDI 4Drive		Diesel	4WD	1968	110	150	11.22-	*
SEAT								
LEON IV (KL1, KLG) 11.19-					[CAMBIADO]:Fastback (Compact car-C Segment)			
1.0 TSI (DLAB)		Gasolina	FWD	999	66	90	03.20-	*
1.0 TSI (DLAA)		Gasolina	FWD	999	81	110	03.20-	*
1.5 TSI (DPBA)		Gasolina	FWD	1495	96	131	11.19-	*
1.5 TSI		Gasolina	FWD	1498	85	116	05.24-	*
1.5 TSI (DPCA)		Gasolina	FWD	1498	110	150	11.19-	*
1.6 SRE		Gasolina	FWD	1598	81	110	11.20-	*
2.0 TFSI		Gasolina	FWD	1984	140	190	03.21-	*
1.5 TGI CNG (DHFA)		Gasol./Gas (CNG)	FWD	1498	96	131	08.20-	*
1.0 TSI Mild Hybrid		Gasol./el éc.	FWD	999	81	110	08.20-	*
1.4 TSI e-Hybrid (DGEA)		Gasol./el éc.	FWD	1395	110	150	05.20-	*
1.4 TSI e-Hybrid		Gasol./el éc.	FWD	1395	150	204	05.20-	*
1.5 eTSI		Gasol./el éc.	FWD	1498	85	116	05.24-	*
1.5 eTSI (DFYA)		Gasol./el éc.	FWD	1498	110	150	11.19-	*
1.5 e-HYBRID		Gasol./el éc.	FWD	1498	150	204	10.24-	*
1.5 e-HYBRID		Gasol./el éc.	FWD	1498	150	204	06.24-	*
2.0 TDI (DSUD)		Diesel	FWD	1968	85	116	11.19-	*
2.0 TDI		Diesel	FWD	1968	105	143	06.21-	*
2.0 TDI (DSTB)		Diesel	FWD	1968	110	150	11.19-	*
LEON IV Sportstourer (KL8, KLD) 03.20-					[CAMBIADO]:Break (Compact car-C Segment)			
1.0 TSI (DLAB)		Gasolina	FWD	999	66	90	03.20-	*
1.0 TSI (DLAA)		Gasolina	FWD	999	81	110	03.20-	*
1.5 TSI (DPBA)		Gasolina	FWD	1495	96	131	03.20-	*
1.5 TSI		Gasolina	FWD	1498	85	116	05.24-	*
1.5 TSI (DPCA)		Gasolina	FWD	1498	110	150	03.20-	*
1.6 SRE		Gasolina	FWD	1598	81	110	03.21-	*
2.0 TFSI		Gasolina	FWD	1984	140	190	03.21-	*
1.5 TGI		Gasol./Gas (CNG)	FWD	1498	96	131	05.21-	*

LISTA DE APLICACIONES - BUYERS GUIDE

1.0 TSI Mild Hybrid		Gasol./el éc.	FWD	999	81	110	08.20-	*
1.4 TSI e-Hybrid (DGEA)		Gasol./el éc.	FWD	1395	110	150	05.20-	*
1.4 TSI e-Hybrid		Gasol./el éc.	FWD	1395	150	204	05.20-	*
1.5 eTSI		Gasol./el éc.	FWD	1498	85	116	05.24-	*
1.5 eTSI (DFYA)		Gasol./el éc.	FWD	1498	110	150	03.20-	*
1.5 eHybrid		Gasol./el éc.	FWD	1498	150	204	06.24-	*
1.5 e-HYBRID		Gasol./el éc.	FWD	1498	150	204	10.24-	*
2.0 TDI		Diesel	FWD	1968	85	116	11.20-	*
2.0 TDI (DSTB)		Diesel	FWD	1968	110	150	04.20-	*
TDI 4Drive		Diesel	4WD	1968	110	150	11.20-	*
SKODA								
OCTAVIA IV (NX3, NN3, PV3) 01.20-						[CAMBIADO]:Fastback (Compact car-C Segment)		
1.0 TSI (DLAA)		Gasolina	FWD	999	81	110	06.20-	*
1.4 TSI (DJKA)		Gasolina	FWD	1395	110	150	01.21-	*
1.5 TSI		Gasolina	FWD	1498	85	116	04.24-	*
1.5 TSI (DPCA)		Gasolina	FWD	1498	110	150	01.20-	*
1.6 SRE (CWVA)		Gasolina	FWD	1598	81	110	07.20-	*
2.0 TFSI (CZPB)		Gasolina	FWD	1984	140	190	07.20-	*
2.0 TSI 4x4 (CZPB, DNNA)		Gasolina	4WD	1984	140	190	07.20-	*
1.5 TSI G-TEC (DHFA)		Gasol./G as (CNG)	FWD	1498	96	131	06.20-	*
1.0 TSI e-TEC (DLAA)		Gasol./el éc.	FWD	999	81	110	06.20-	*
1.4 TSI iV (DGEA)		Gasol./el éc.	FWD	1395	110	150	06.20-	*
1.4 TSI RS iV (DJKA)		Gasol./el éc.	FWD	1395	110	150	06.20-	*
1.4 TSI iV		Gasol./el éc.	FWD	1395	150	204	06.20-	*
1.4 TSI RS iV		Gasol./el éc.	FWD	1395	180	245	06.20-	*
1.5 eTSI		Gasol./el éc.	FWD	1498	85	116	04.24-	*
1.5 TSI e-TEC		Gasol./el éc.	FWD	1498	110	150	11.20-	*
2.0 TDI (DSUD)		Diesel	FWD	1968	85	116	03.20-	*
2.0 TDI (CRVC)		Diesel	FWD	1968	105	143	06.20-	*
2.0 TDI (DSTB)		Diesel	FWD	1968	110	150	01.20-	*
2.0 TDI 4x4		Diesel	4WD	1968	110	150	09.20-	*
2.0 TDI RS (DTUA)		Diesel	FWD	1968	147	200	07.20-	*
2.0 TDI RS 4x4 (DTUA)		Diesel	4WD	1968	147	200	07.20-	*
OCTAVIA IV Combi (NX5, PV5) 11.19-						[CAMBIADO]:Break (Compact car-C Segment)		
1.0 TSI (DLAA)		Gasolina	FWD	999	81	110	06.20-	*
1.4 TSI (DJKA)		Gasolina	FWD	1395	110	150	06.20-	*
1.5 TSI		Gasolina	FWD	1498	85	116	04.24-	*
1.5 TSI (DPCA)		Gasolina	FWD	1498	110	150	11.19-	*
1.6 SRE (CWVA)		Gasolina	FWD	1598	81	110	06.20-	*
1.6 SRE		Gasolina	FWD	1598	81	110	06.20-	*
1.6 SRE		Gasolina	FWD	1598	81	110	09.20-	*
2.0 TFSI (CZPB)		Gasolina	FWD	1984	140	190	09.20-	*
2.0 TSI 4x4		Gasolina	4WD	1984	140	190	09.20-	*

LISTA DE APLICACIONES - BUYERS GUIDE

1.5 TSI G-TEC (DHFA)		Gasol./Gas (CNG)	FWD	1498	96	131	06.20-	*
1.0 TSI e-TEC (DLAA)		Gasol./eléc.	FWD	999	81	110	06.20-	*
1.4 TSI iV (DGEA)		Gasol./eléc.	FWD	1395	110	150	06.20-	*
1.4 TSI RS iV (DJKA)		Gasol./eléc.	FWD	1395	110	150	06.20-	*
1.4 TSI iV		Gasol./eléc.	FWD	1395	150	204	06.20-	*
1.4 TSI RS iV		Gasol./eléc.	FWD	1395	180	245	06.20-	*
1.5 eTSI		Gasol./eléc.	FWD	1498	85	116	04.24-	*
1.5 TSI e-TEC		Gasol./eléc.	FWD	1498	110	150	11.20-	*
2.0 TDI (DSUD)		Diesel	FWD	1968	85	116	11.19-	*
2.0 TDI (CRVC)		Diesel	FWD	1968	105	143	06.20-	*
2.0 TDI (DSTB)		Diesel	FWD	1968	110	150	11.19-	*
2.0 TDI 4x4		Diesel	4WD	1968	110	150	09.20-	*
2.0 TDI RS (DTUA)		Diesel	FWD	1968	147	200	07.20-	*
2.0 TDI RS 4x4 (DTUA)		Diesel	4WD	1968	147	200	07.20-	*
SKODA (SVW)								
OCTAVIA PRO (0Q3) 05.21-						[CAMBIADO]:Fastback (Compact car-C Segment)		
1.4 (DJSA)		Gasolina	FWD	1395	110	150	05.21-	*
VW								
CADDY IV (SBA, SBH) 09.20-						Furgoneta/MPV (LCVs-N1 Segment)		
1.5 TSi EVO		Gasolina	FWD	1498	84	114	01.21-11.24	*
1.5 TSi EVO		Gasolina	FWD	1498	85	116	03.24-	*
1.6 SRE		Gasolina	FWD	1598	81	110	02.21-	*
1.5 TGI CNG		Gasol./Gas (CNG)	FWD	1498	96	131	06.22-04.24	*
1.5 TSi eHYBRID PLUG-IN		Gasol./eléc.	FWD	1498	110	150	08.24-	*
2.0 TDI (DTRF)		Diesel	FWD	1968	55	75	09.20-	*
2.0 TDI (DTRE)		Diesel	FWD	1968	75	102	09.20-	*
2.0 TDI (CRVD)		Diesel	FWD	1968	81	110	04.21-	*
2.0 TDI (DTRC)		Diesel	FWD	1968	90	122	09.20-	*
2.0 TDI 4motion		Diesel	4WD	1968	90	122	03.21-	*
CADDY IV (SBB, SBJ) 09.20-						MPV (Mini MPV-M1 Segment)		
1.5 TSi EVO		Gasolina	FWD	1498	84	114	01.21-11.24	*
1.5 TSi EVO		Gasolina	FWD	1498	85	116	03.24-	*
1.6 SRE		Gasolina	FWD	1598	81	110	02.21-	*
1.5 TGI CNG		Gasol./Gas (CNG)	FWD	1498	96	131	06.22-04.24	*
1.5 TSi eHYBRID PLUG-IN		Gasol./eléc.	FWD	1498	110	150	08.24-	*
2.0 TDI		Diesel	FWD	1968	55	75	09.20-	*
2.0 TDI (DTRE)		Diesel	FWD	1968	75	102	09.20-	*
2.0 TDI (CRVD)		Diesel	FWD	1968	81	110	04.21-	*
2.0 TDI (DTRC)		Diesel	FWD	1968	90	122	09.20-	*
2.0 TDI 4motion		Diesel	4WD	1968	90	122	03.21-	*
CADDY CALIFORNIA V (SBB, SBJ) 09.20-						MPV (Mini MPV-M1 Segment)		
1.5 TSi EVO		Gasolina	FWD	1498	84	114	01.21-11.24	*

LISTA DE APLICACIONES - BUYERS GUIDE

1.5 TSi EVO		Gasolina	FWD	1498	85	116	03.24-	*
1.6 SRE		Gasolina	FWD	1598	81	110	02.21-	*
2.0 TDI		Diesel	FWD	1968	55	75	09.20-	*
2.0 TDI		Diesel	FWD	1968	75	102	09.20-	*
2.0 TDI		Diesel	FWD	1968	90	122	09.20-	*
2.0 TDI 4motion		Diesel	4WD	1968	90	122	03.21-	*
GOLF VIII ALLTRACK (CG5) 11.20-					[CAMBIADO]:Break (Compact car-C Segment)			
2.0 TSi 4motion		Gasolina	4WD	1984	140	190	03.21-11.24	*
2.0 TDI 4motion		Diesel	4WD	1968	147	200	11.20-	*
GOLF VIII (CD1, DA1) 07.19-					[CAMBIADO]:Fastback (Compact car-C Segment)			
1.0 TSi (DLAB)		Gasolina	FWD	999	66	90	02.20-	*
1.0 TSi (DLAA)		Gasolina	FWD	999	81	110	02.20-	*
1.4 TSi (DJKA)		Gasolina	FWD	1395	110	150	01.21-	*
1.5 TSi (DPBA)		Gasolina	FWD	1495	96	131	07.19-	*
1.5 TSi		Gasolina	FWD	1498	85	116	03.24-	*
1.5 TSi (DPCA)		Gasolina	FWD	1498	110	150	07.19-	*
2.0 TSi		Gasolina	FWD	1984	140	190	06.21-11.24	*
2.0 TSi 4motion		Gasolina	4WD	1984	140	190	06.21-11.24	*
2.0 GTI (DNPA)		Gasolina	FWD	1984	180	245	08.20-	*
2.0 GTI (DLBA)		Gasolina	FWD	1984	180	245	01.21-	*
1.5 TGI		Gasol./Gas (CNG)	FWD	1498	96	131	09.20-	*
1.0 eTSI		Gasol./eléc.	FWD	999	81	110	06.20-	*
1.4 GTE Plug-in Hybrid (DGEA)		Gasol./eléc.	FWD	1395	110	150	07.20-	*
1.4 TSi eHybrid		Gasol./eléc.	FWD	1395	110	150	07.20-	*
1.4 TSi eHybrid		Gasol./eléc.	FWD	1395	150	204	07.20-	*
1.4 GTE Plug-in Hybrid		Gasol./eléc.	FWD	1395	180	245	07.20-	*
1.5 eTSI		Gasol./eléc.	FWD	1495	96	131	11.20-	*
1.5 eTSI		Gasol./eléc.	FWD	1498	85	116	03.24-	*
1.5 eTSI (DFYA)		Gasol./eléc.	FWD	1498	110	150	12.19-	*
1.5 eHybrid		Gasol./eléc.	FWD	1498	150	204	06.24-	*
2.0 TDI (DSUD)		Diesel	FWD	1968	85	116	08.19-	*
2.0 TDI (DSRB)		Diesel	FWD	1968	110	150	08.19-	*
2.0 TDI 4motion		Diesel	4WD	1968	110	150	06.21-	*
2.0 TDI GTD		Diesel	FWD	1968	147	200	09.20-	*
GOLF VIII Variant (CG5, DB5) 08.20-					[CAMBIADO]:Break (Compact car-C Segment)			
1.0 TSi (DLAB)		Gasolina	FWD	999	66	90	08.20-	*
1.0 TSi (DLAA)		Gasolina	FWD	999	81	110	08.20-	*
1.4 TSi (DJKA)		Gasolina	FWD	1395	110	150	01.21-	*
1.5 TSi (DPBA)		Gasolina	FWD	1495	96	131	08.20-	*
1.5 TSi		Gasolina	FWD	1498	85	116	03.24-	*
1.5 TSi (DPCA)		Gasolina	FWD	1498	110	150	08.20-	*
2.0 TSi		Gasolina	FWD	1984	140	190	06.21-11.24	*
2.0 TSi 4motion		Gasolina	4WD	1984	140	190	06.21-11.24	*
2.0 GTI (DNPA)		Gasolina	FWD	1984	180	245	09.20-	*

LISTA DE APLICACIONES - BUYERS GUIDE

1.5 TGI		Gasol./Gas (CNG)	FWD	1498	96	131	09.20-	*	
1.0 eTSI		Gasol./eléc.	FWD	999	81	110	09.20-	*	
1.5 eTSI		Gasol./eléc.	FWD	1495	96	131	12.20-	*	
1.5 eTSI		Gasol./eléc.	FWD	1498	85	116	03.24-	*	
1.5 eTSI		Gasol./eléc.	FWD	1498	110	150	12.20-	*	
2.0 TDI		Diesel	FWD	1968	85	116	08.20-	*	
2.0 TDI (DTSB)		Diesel	FWD	1968	110	150	08.20-	*	
2.0 TDI 4motion		Diesel	4WD	1968	110	150	06.21-	*	
2.0 TDI 4motion		Diesel	4WD	1968	147	200	09.20-	*	
VW (FAW)									
GOLF VIII (CN1) 11.20-						[CAMBIADO]:Fastback (Compact car-C Segment)			
200TSi (DLSA,SLSB)		Gasolina	FWD	1197	85	116	11.20-	*	
280TSi (DJSA)		Gasolina	FWD	1395	110	150	11.20-	*	