

LISTA DE APLICACIONES - BUYERS GUIDE

RB2371

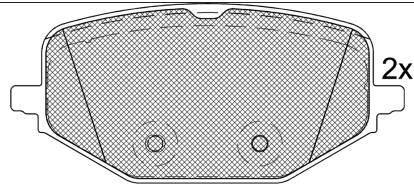


8 424073 193902

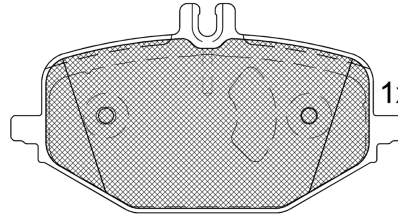
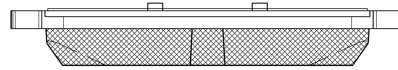
Qty: 300

Weight: 2.100

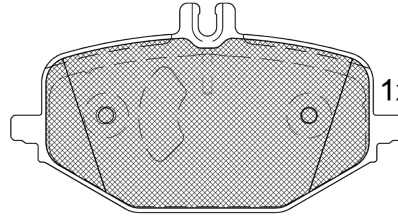
O.E.M.	MAKE
000 420 38 05	MERCEDES-BENZ
000 420 51 02	MERCEDES-BENZ



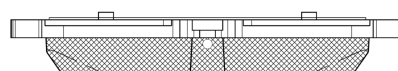
2x



1x



1x

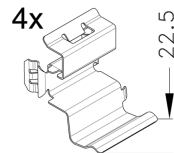


2x

M8

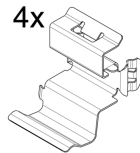
2x

M8



4x

22.5



4x

1-Ref. 690557 E

1-Ref. 690567 E

RB2371



90R-02A0111/5272



Trw

131.8x60.1x19

131.8x70.1x19

WVA

22723

22724

FMSI

D2210-9450

Sin Filas



Trac.

CC

Kw

CV



Front / Rear

MERCEDES-BENZ

G-Class (W463) 01.18-

G 500 (463.260, 463.261) (M 176.980)

Gasolina

4WD

3982

310

422

01.18-

*

G 350 d 4-matic (463.349)

Diesel

4WD

2925

183

249

05.19-02.22

*

G 350 d 4-matic (463.349) (OM 656.929)

Diesel

4WD

2925

210

286

01.19-11.22

*

G 400 d 4-matic (463.350) (OM 656.929)

Diesel

4WD

2925

243

330

07.19-

*

GLE-Class II (C167) 11.19-

AMG GLE 53 EQ Boost 4-matic+ (167.361) (M 256.930)

Gasol./el
éc.

4WD

2999

320

435

11.19-

*

Closed SUV (Off-Road SUV-J Segment)

SUV (Executive SUV-J Segment)