

LISTA DE APLICACIONES - BUYERS GUIDE

RB2369

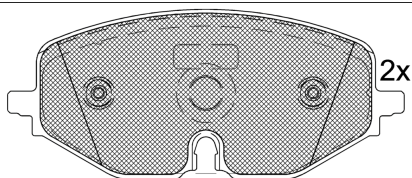


8 424073 193094

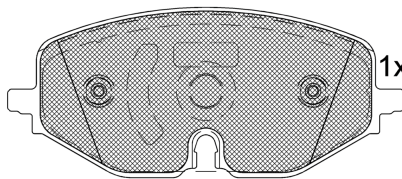
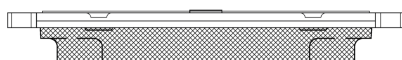
Qty: 300

Weight: 2.100

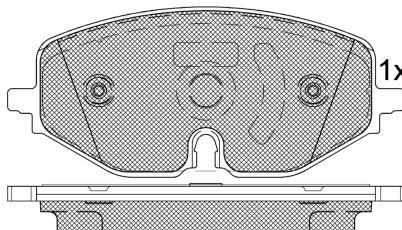
O.E.M.	MAKE
2614210	FORD
5WA 698 151	SEAT
5WA 698 151 A	VW
5WA 698 151 P	VW
5WA 698 151 Q	VW
VWN3CA2D390EA	FORD



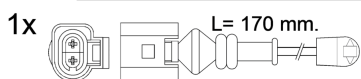
2x



1x



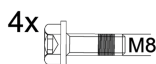
1x



1x

L= 170 mm.

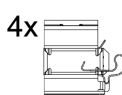
1-Ref. 610530



4x

M8

1-Ref. 690173 E



4x



4x

1-Ref. 690560 E

RB2369



90R-02A0111/5483



Trw

148.1x63.6x18.7

WVA
26169
Sin Filas

FMSI
D2522-9754



Trac.

CC

Kw

CV



Front / Rear

AUDI

A3 IV (8YS, 8YM) 03.20-

Sedán (Compact executive car-D Segment)

30 TFSI (DLAA)	Gasolina	FWD	999	81	110	06.20-	*
30 TFSI	Gasolina	FWD	1498	85	116	05.24-	*
30 TFSI Mild Hybrid	Gasol./el éc.	FWD	999	81	110	06.20-	*
30 TFSI Mild Hybrid	Gasol./el éc.	FWD	1498	85	116	05.24-	*
30 TDI (DSUD)	Diesel	FWD	1968	85	116	06.20-	*

A3 IV Sportback (8YA, 8YF) 11.19-

[CAMBIADO]:Fastback (Compact executive car-D Segment)

30 TFSI (DLAA)	Gasolina	FWD	999	81	110	06.20-	*
30 TFSI	Gasolina	FWD	1498	85	116	05.24-	*
30 g-tron (DHFA)	Gasol./Gas (CNG)	FWD	1498	96	131	07.20-	*
30 TFSI Mild Hybrid (DLAA)	Gasol./el éc.	FWD	999	81	110	06.20-	*
30 TFSI Mild Hybrid	Gasol./el éc.	FWD	1498	85	116	05.24-	*
30 TDI (DSUD)	Diesel	FWD	1968	85	116	11.19-	*

CUPRA

LEON (KL1, KU1, KUG) 09.20-

[CAMBIADO]:Fastback (Compact car-C Segment)

1.5 TSI	Gasolina	FWD	1498	110	150	09.22-	*
1.5 eTSI	Gasol./el éc.	FWD	1498	110	150	08.22-	*
2.0 TDI	Diesel	FWD	1968	110	150	11.22-	*

LISTA DE APLICACIONES - BUYERS GUIDE

LEON Sportstourer (KL8, KU8, KUD) 09.20-					[CAMBIADO]:Break (Compact car-C Segment)			
1.5 TSI		Gasolina	FWD	1498	110	150	09.22-	*
1.5 eTSI		Gasol./el éc.	FWD	1498	110	150	09.22-	*
2.0 TDI		Diesel	FWD	1968	110	150	11.22-	*
2.0 TDI 4Drive		Diesel	4WD	1968	110	150	11.22-	*
FORD								
(SK) 02.22-					MPV ()			
1.5 EcoBoost		Gasolina	FWD	1498	84	114	02.22-08.24	*
1.5 EcoBoost		Gasolina	FWD	1498	85	116	07.24-	*
1.5 Plug-in Hybrid		Gasol./el éc.	FWD	1498	110	150	10.24-	*
2.0 EcoBlue		Diesel	FWD	1968	55	75	02.22-	*
2.0 EcoBlue		Diesel	FWD	1968	75	102	02.22-	*
2.0 EcoBlue		Diesel	FWD	1968	90	122	02.22-	*
2.0 EcoBlue 4WD		Diesel	4WD	1968	90	122	02.22-	*
TRANSIT CONNECT (SKN) 05.22-					Furgoneta/MPV (LCVs-N1 Segment)			
EcoBoost		Gasolina	FWD	1498	84	114	05.24-08.24	*
EcoBoost		Gasolina	FWD	1498	85	116	07.24-	*
1.5 Plug-in Hybrid		Gasol./el éc.	FWD	1498	110	150	10.24-	*
EcoBlue		Diesel	FWD	1968	55	75	05.24-	*
EcoBlue		Diesel	FWD	1968	75	102	05.24-	*
EcoBlue		Diesel	FWD	1968	90	122	05.24-	*
EcoBlue 4WD		Diesel	4WD	1968	90	122	05.24-	*
SEAT								
LEON IV (KL1, KLG) 11.19-					[CAMBIADO]:Fastback (Compact car-C Segment)			
1.0 TSI (DLAB)		Gasolina	FWD	999	66	90	03.20-	*
1.0 TSI (DLAA)		Gasolina	FWD	999	81	110	03.20-	*
1.5 TSI (DPBA)		Gasolina	FWD	1495	96	131	11.19-	*
1.5 TSI		Gasolina	FWD	1498	85	116	05.24-	*
1.5 TSI (DPCA)		Gasolina	FWD	1498	110	150	11.19-	*
1.6 SRE		Gasolina	FWD	1598	81	110	11.20-	*
2.0 TFSI		Gasolina	FWD	1984	140	190	03.21-	*
1.5 TGI CNG (DHFA)		Gasol./Gas (CNG)	FWD	1498	96	131	08.20-	*
1.0 TSI Mild Hybrid		Gasol./el éc.	FWD	999	81	110	08.20-	*
1.4 TSI e-Hybrid (DGEA)		Gasol./el éc.	FWD	1395	110	150	05.20-	*
1.4 TSI e-Hybrid		Gasol./el éc.	FWD	1395	150	204	05.20-	*
1.5 eTSI		Gasol./el éc.	FWD	1498	85	116	05.24-	*
1.5 eTSI (DFYA)		Gasol./el éc.	FWD	1498	110	150	11.19-	*
2.0 TDI (DSUD)		Diesel	FWD	1968	85	116	11.19-	*
2.0 TDI		Diesel	FWD	1968	105	143	06.21-	*
2.0 TDI (DSTB)		Diesel	FWD	1968	110	150	11.19-	*
LEON IV Sportstourer (KL8, KLD) 03.20-					[CAMBIADO]:Break (Compact car-C Segment)			
1.0 TSI (DLAB)		Gasolina	FWD	999	66	90	03.20-	*
1.0 TSI (DLAA)		Gasolina	FWD	999	81	110	03.20-	*
1.5 TSI (DPBA)		Gasolina	FWD	1495	96	131	03.20-	*

LISTA DE APLICACIONES - BUYERS GUIDE

1.5 TSI		Gasolina	FWD	1498	85	116	05.24-	*
1.5 TSI (DPCA)		Gasolina	FWD	1498	110	150	03.20-	*
1.6 SRE		Gasolina	FWD	1598	81	110	03.21-	*
2.0 TFSI		Gasolina	FWD	1984	140	190	03.21-	*
1.5 TGI		Gasol./Gas (CNG)	FWD	1498	96	131	05.21-	*
1.0 TSI Mild Hybrid		Gasol./el éc.	FWD	999	81	110	08.20-	*
1.4 TSI e-Hybrid (DGEA)		Gasol./el éc.	FWD	1395	110	150	05.20-	*
1.4 TSI e-Hybrid		Gasol./el éc.	FWD	1395	150	204	05.20-	*
1.5 eTSI		Gasol./el éc.	FWD	1498	85	116	05.24-	*
1.5 eTSI (DFYA)		Gasol./el éc.	FWD	1498	110	150	03.20-	*
2.0 TDI		Diesel	FWD	1968	85	115	11.20-	*
2.0 TDI (DSTB)		Diesel	FWD	1968	110	150	04.20-	*
2.0 TDI 4Drive		Diesel	4WD	1968	110	150	11.20-	*
SKODA								
OCTAVIA IV (NX3, NN3, PV3) 01.20-					[CAMBIADO]:Fastback (Compact car-C Segment)			
1.0 TSI (DLAA)		Gasolina	FWD	999	81	110	06.20-	*
1.4 TSI (DJKA)		Gasolina	FWD	1395	110	150	01.21-	*
1.5 TSI		Gasolina	FWD	1498	85	116	04.24-	*
1.5 TSI (DPCA)		Gasolina	FWD	1498	110	150	01.20-	*
1.6 SRE (CWVA)		Gasolina	FWD	1598	81	110	07.20-	*
2.0 TFSI (CZPB)		Gasolina	FWD	1984	140	190	07.20-	*
1.5 TSI G-TEC (DHFA)		Gasol./Gas (CNG)	FWD	1495	96	131	06.20-	*
1.0 TSI e-TEC (DLAA)		Gasol./el éc.	FWD	999	81	110	06.20-	*
1.4 TSI iV (DGEA)		Gasol./el éc.	FWD	1395	110	150	06.20-	*
1.4 TSI RS iV (DJKA)		Gasol./el éc.	FWD	1395	110	150	06.20-	*
1.4 TSI iV		Gasol./el éc.	FWD	1395	150	204	06.20-	*
1.4 TSI RS iV		Gasol./el éc.	FWD	1395	180	245	06.20-	*
1.5 eTSI		Gasol./el éc.	FWD	1498	85	116	04.24-	*
1.5 TSI e-TEC		Gasol./el éc.	FWD	1498	110	150	11.20-	*
2.0 TDI (DSUD)		Diesel	FWD	1968	85	116	03.20-	*
2.0 TDI (CRVC)		Diesel	FWD	1968	105	143	06.20-	*
2.0 TDI (DSTB)		Diesel	FWD	1968	110	150	01.20-	*
2.0 TDI 4x4		Diesel	4WD	1968	110	150	09.20-	*
OCTAVIA IV Combi (NX5, PV5) 11.19-					[CAMBIADO]:Break (Compact car-C Segment)			
1.0 TSI (DLAA)		Gasolina	FWD	999	81	110	06.20-	*
1.4 TSI (DJKA)		Gasolina	FWD	1395	110	150	06.20-	*
1.5 TSI		Gasolina	FWD	1498	85	116	04.24-	*
1.5 TSI (DPCA)		Gasolina	FWD	1498	110	150	11.19-	*
1.6 SRE (CWVA)		Gasolina	FWD	1598	81	110	06.20-	*
1.6 SRE		Gasolina	FWD	1598	81	110	06.20-	*
1.6 SRE		Gasolina	FWD	1598	81	110	09.20-	*
2.0 TFSI (CZPB)		Gasolina	FWD	1984	140	190	09.20-	*

LISTA DE APLICACIONES - BUYERS GUIDE

1.5 TSI G-TEC (DHFA)		Gasol./Gas (CNG)	FWD	1498	96	131	06.20-	*
1.0 TSI e-TEC (DLAA)		Gasol./eléc.	FWD	999	81	110	06.20-	*
1.4 TSI iV (DGEA)		Gasol./eléc.	FWD	1395	110	150	06.20-	*
1.4 TSI RS iV (DJKA)		Gasol./eléc.	FWD	1395	110	150	06.20-	*
1.4 TSI iV		Gasol./eléc.	FWD	1395	150	204	06.20-	*
1.4 TSI RS iV		Gasol./eléc.	FWD	1395	180	245	06.20-	*
1.5 eTSI		Gasol./eléc.	FWD	1498	85	116	04.24-	*
1.5 TSI e-TEC		Gasol./eléc.	FWD	1498	110	150	11.20-	*
2.0 TDI (DSUD)		Diesel	FWD	1968	85	116	11.19-	*
2.0 TDI (CRVC)		Diesel	FWD	1968	105	143	06.20-	*
2.0 TDI (DSTB)		Diesel	FWD	1968	110	150	11.19-	*
2.0 TDI 4x4		Diesel	4WD	1968	110	150	09.20-	*
SKODA (SVW)								
OCTAVIA PRO (0Q3) 05.21-					[CAMBIADO]:Fastback (Compact car-C Segment)			
1.4 (DJSA)		Gasolina	FWD	1395	110	150	05.21-	*
VW								
CADDY IV (SBA, SBH) 09.20-					Furgoneta/MPV (LCVs-N1 Segment)			
1.5 TSi EVO		Gasolina	FWD	1498	84	114	01.21-11.24	*
1.5 TSi EVO		Gasolina	FWD	1498	85	116	03.24-	*
1.6 SRE		Gasolina	FWD	1598	81	110	02.21-	*
1.5 TGI CNG		Gasol./Gas (CNG)	FWD	1498	96	131	06.22-04.24	*
1.5 TSi eHYBRID PLUG-IN		Gasol./eléc.	FWD	1498	110	150	08.24-	*
2.0 TDi BMT (DTRF)		Diesel	FWD	1968	55	75	09.20-	*
2.0 TDi BMT (DTRE)		Diesel	FWD	1968	75	102	09.20-	*
2.0 (CRVD)		Diesel	FWD	1968	81	110	04.21-	*
2.0 TDi BMT (DTRC)		Diesel	FWD	1968	90	122	09.20-	*
2.0 TDI BMT 4motion		Diesel	4WD	1968	90	122	03.21-	*
CADDY IV (SBB, SBJ) 09.20-					MPV (Mini MPV-M1 Segment)			
1.5 TSi EVO		Gasolina	FWD	1498	84	114	01.21-11.24	*
1.5 TSi EVO		Gasolina	FWD	1498	85	116	03.24-	*
1.6 SRE		Gasolina	FWD	1598	81	110	02.21-	*
1.5 TGI CNG		Gasol./Gas (CNG)	FWD	1498	96	131	06.22-04.24	*
1.5 TSi eHYBRID PLUG-IN		Gasol./eléc.	FWD	1498	110	150	08.24-	*
2.0 TDi BMT		Diesel	FWD	1968	55	75	09.20-	*
2.0 TDi BMT (DTRE)		Diesel	FWD	1968	75	102	09.20-	*
2.0 (CRVD)		Diesel	FWD	1968	81	110	04.21-	*
2.0 TDi BMT (DTRC)		Diesel	FWD	1968	90	122	09.20-	*
2.0 TDI BMT 4motion		Diesel	4WD	1968	90	122	03.21-	*
CADDY CALIFORNIA V (SBB, SBJ) 09.20-					MPV (Mini MPV-M1 Segment)			
1.5 TSi EVO		Gasolina	FWD	1498	84	114	01.21-11.24	*
1.5 TSi EVO		Gasolina	FWD	1498	85	116	03.24-	*
1.6 SRE		Gasolina	FWD	1598	81	110	02.21-	*

LISTA DE APLICACIONES - BUYERS GUIDE

2.0 TDi BMT		Diesel	FWD	1968	55	75	09.20-	*
2.0 TDi BMT		Diesel	FWD	1968	75	102	09.20-	*
2.0 TDi BMT		Diesel	FWD	1968	90	122	09.20-	*
2.0 TDi BMT 4motion		Diesel	4WD	1968	90	122	03.21-	*
GOLF VIII (CD1, DA1) 07.19-					[CAMBIADO]:Fastback (Compact car-C Segment)			
1.0 TSi (DLAB)		Gasolina	FWD	999	66	90	02.20-	*
1.0 TSi (DLAA)		Gasolina	FWD	999	81	110	02.20-	*
1.5 TSi (DPBA)		Gasolina	FWD	1495	96	131	07.19-	*
1.5 TSi (DPCA)		Gasolina	FWD	1498	110	150	07.19-	*
2.0 GTi (DNPA)		Gasolina	FWD	1984	180	245	08.20-	*
1.4 GTE Plug-in Hybrid (DGEA)		Gasol./el éc.	FWD	1395	110	150	07.20-	*
1.4 GTE Plug-in Hybrid		Gasol./el éc.	FWD	1395	180	245	07.20-	*
1.5 eTSi (DFYA)		Gasol./el éc.	FWD	1498	110	150	12.19-	*
2.0 TDi (DSUD)		Diesel	FWD	1968	85	116	08.19-	*
2.0 TDi (DSRB)		Diesel	FWD	1968	110	150	08.19-	*
GOLF VIII Variant (CG5, DB5) 08.20-					[CAMBIADO]:Break (Compact car-C Segment)			
1.0 TSi (DLAB)		Gasolina	FWD	999	66	90	08.20-	*
1.0 TSi (DLAA)		Gasolina	FWD	999	81	110	08.20-	*
1.5 TSi (DPBA)		Gasolina	FWD	1495	96	131	08.20-	*
1.5 TSi (DPCA)		Gasolina	FWD	1498	110	150	08.20-	*
2.0 GTi (DNPA)		Gasolina	FWD	1984	180	245	09.20-	*
2.0 TDi		Diesel	FWD	1968	85	116	08.20-	*
2.0 TDi (DTSB)		Diesel	FWD	1968	110	150	08.20-	*
VW (FAW)								
GOLF VIII (CN1) 11.20-					[CAMBIADO]:Fastback (Compact car-C Segment)			
200TSi (DLSA,SLSB)		Gasolina	FWD	1197	85	116	11.20-	*
280TSi (DJSA)		Gasolina	FWD	1395	110	150	11.20-	*