

LISTA DE APLICACIONES - BUYERS GUIDE

RB2365

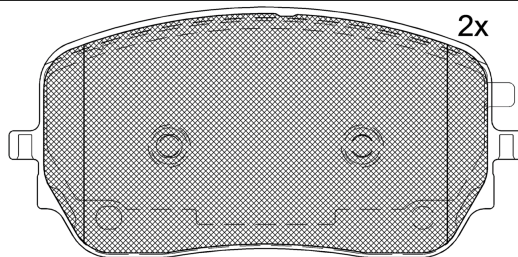


8 424073 192554

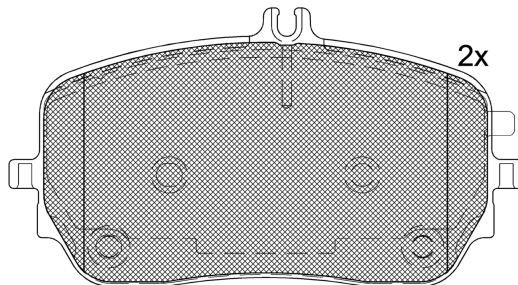
Qty: 300

Weight: 3.675

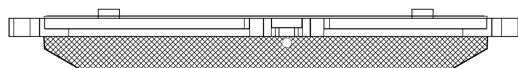
O.E.M.	MAKE
000 420 10 03	MERCEDES-BENZ
000 420 16 06	MERCEDES-BENZ
000 420 20 06	MERCEDES-BENZ
000 420 34 04	MERCEDES-BENZ
000 420 37 02	MERCEDES-BENZ
000 420 38 02	MERCEDES-BENZ
000 420 47 02	MERCEDES-BENZ
000 420 67 03	MERCEDES-BENZ
000 420 68 03	MERCEDES-BENZ
000 420 69 03	MERCEDES-BENZ
000 420 78 02	MERCEDES-BENZ



2x



2x



8x



1-Ref.640252 E

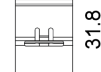
4x



M10x1.25

2-Ref.640174 E

8x



1-Ref.690518 E

RB2365



90R-02A0111/5359



Chassis Brake Int. (Bosch)

170.25x83.1x18.3

170.25x92.4x18.3

WVA

22962

22963

FMSI

D2237-9476

Sin Filas



Trac.

CC

Kw

CV



Front / Rear

MERCEDES-BENZ

GLE-Class II (V167) 10.18-

SUV (Executive SUV-J Segment)

GLE 350 4-matic (167.149)	Gasolina	4WD	1991	190	258	04.19-	*
GLE 350 e 4-matic (167.154) (M 274.920)	Gasol./el éc.	4WD	1991	155	211	06.20-	*
GLE 350 e 4-matic (167.354) (M 274.920)	Gasol./el éc.	4WD	1991	155	211	06.20-	*
GLE 350 e 4-matic (167.154) (M 274.920)	Gasol./el éc.	4WD	1991	245	333	06.20-03.23	*
GLE 350 e 4-matic (167.354) (M 274.920)	Gasol./el éc.	4WD	1991	245	333	06.20-03.23	*
GLE 450 EQ Boost 4-matic (167.359) (M 256.930)	Gasol./el éc.	4WD	2999	270	367	10.18-	*
AMG GLE 53 EQ Boost 4-matic+ (167.361) (M 256.930)	Gasol./el éc.	4WD	2999	320	435	04.19-	*
AMG GLE 53 EQ Boost 4-matic+ (167.361) (M 256.930)	Gasol./el éc.	4WD	2999	320	435	11.19-	*
GLE 580 EQ Boost 4-matic (167.186) (M 176.980)	Gasol./el éc.	4WD	3982	360	489	11.19-03.23	*
GLE 350 de 4-matic (167.317) (OM 654.920)	Diesel/el éc.	4WD	1950	143	194	11.19-	*
GLE 350 de 4-matic (167.317) (OM 654.920)	Diesel/el éc.	4WD	1950	143	194	03.20-	*
GLE 350 de 4-matic (167.317) (OM 654.920)	Diesel/el éc.	4WD	1950	225	306	11.19-03.23	*
GLE 350 de 4-matic (167.317) (OM 654.920)	Diesel/el éc.	4WD	1950	235	320	03.20-03.23	*
GLE 350 de 4-matic (167.317) (OM 654.920)	Diesel/el éc.	4WD	1950	235	320	03.20-03.23	*
GLE 300 d EQ Boost 4-matic (167.309) (OM 654.820)	Diesel/el éc.	4WD	1992	200	272	06.21-03.23	*
GLE 300 d EQ Boost 4-matic (167.309)	Diesel/el éc.	4WD	1992	200	272	06.21-03.23	*

LISTA DE APLICACIONES - BUYERS GUIDE

GLE 300 d 4-matic (167.119) (OM 654.920)	Diesel	4WD	1950	180	245	10.18-03.23	*
GLE 350 d 4-matic	Diesel	4WD	2925	183	249	10.21-	*
GLE 350 d 4-matic (167.121) (OM 656.929)	Diesel	4WD	2925	200	272	12.18-05.21	*
GLE 350 d 4-matic (167.321) (OM 656.929)	Diesel	4WD	2925	200	272	11.19-03.23	*
GLE 400 d 4-matic (167.123) (OM 656.929)	Diesel	4WD	2925	243	330	12.18-03.23	*
GLE 400 d 4-matic (167.323) (OM 656.929)	Diesel	4WD	2925	243	330	11.19-03.23	*
GLS-Class III (X167) 04.19-				SUV (Luxury Crossover SUV-J Segment)			
450 EQ Boost 4-matic (167.959) (M 256.930)	Gasol./el éc.	4WD	2999	270	367	06.19-	*
Maybach 480 EQ Boost 4-matic (167.967)	Gasol./el éc.	4WD	2999	270	367	11.20-	*
580 EQ Boost 4-matic (167.986, 167.980) (M 176.980)	Gasol./el éc.	4WD	3982	360	489	11.19-	*
Maybach 600 EQ Boost 4-matic (167.987) (M 177.980)	Gasol./el éc.	4WD	3982	410	557	11.19-	*
AMG 63 4Matic+ EQ Boost 4-matic+ (167.989) (M 177.980)	Gasol./el éc.	4WD	3982	450	612	11.19-	*
350 d 4-matic (167.921) (OM 656.929)	Diesel	4WD	2925	210	286	04.19-	*
400 d 4-matic (167.923) (OM 656.929)	Diesel	4WD	2925	243	330	04.19-	*