

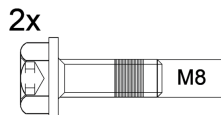
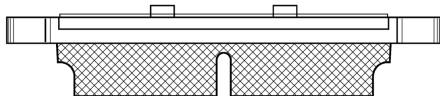
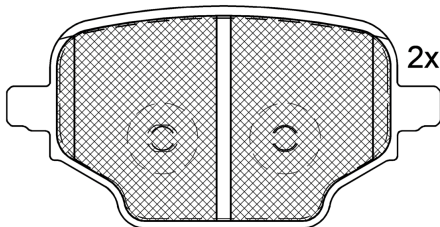
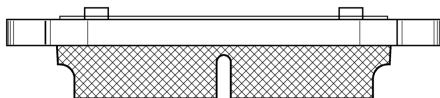
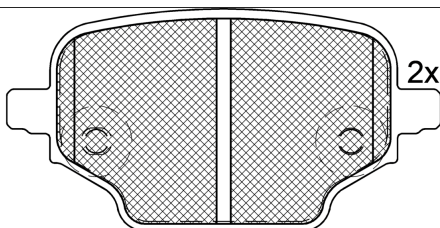
LISTA DE APLICACIONES - BUYERS GUIDE

RB2347

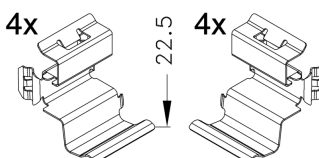


Qty: 300 Weight: 930

O.E.M.	MAKE
16 352 549 80	PEUGEOT
1647887380	VAUXHALL
1688139780	CITROËN
39 166 045	VAUXHALL
SU001-A8852	TOYOTA
SU001B4727	TOYOTA
SU001B4815	TOYOTA



1-Ref. 690568 E



1-Ref. 690557 E

RB2347

E 9 90R-02A0111/5317



Trw

92.1x47.1x17.4

WVA

20764

20765

Sin Filas



	Trac.	CC	Kw	CV			Front / Rear
--	-------	----	----	----	--	--	--------------

CITROËN

BERLINGO II (B9) 04.08-					Furgoneta/MPV (LCVs-N1 Segment)				
PureTech 110 (HNZ (EB2DT))	Gasolina	FWD	1199	81	110	01.18-12.18			*
BERLINGO II MULTISPACE (B9) 04.08-					MPV (Large MPV-M1 Segment)				
1.2 PureTech 110 (HNZ (EB2DT))	Gasolina	FWD	1199	81	110	03.16-12.18			*
BERLINGO III (K9) 06.18-					Furgoneta/MPV (LCVs-N1 Segment)				
PureTech 110 (HNP (EB2ADT))	Gasolina	FWD	1199	81	110	06.18-			*
PureTech 130 (HNS (EB2ADTS))	Gasolina	FWD	1199	96	131	10.19-			*
1.6 16V Flex	Gasol./Etanol	FWD	1587	90	122	10.18-			*
1.5 BlueHdi 75 (YHW (DV5RE))	Diesel	FWD	1499	55	75	10.19-			*
1.5 BlueHdi 100 (YHY (DV5RD))	Diesel	FWD	1499	75	102	06.18-			*
1.5 BlueHdi 130 (YHZ (DV5RC))	Diesel	FWD	1499	96	131	06.18-			*
1.5 BlueHdi 130 4x4 (YHZ (DV5RC))	Diesel	4WD	1499	96	131	06.18-			*
1.6 BlueHdi 75 (BHW (DV6FE))	Diesel	FWD	1560	55	75	06.18-04.20			*
1.6 BlueHdi 100 (BHY (DV6FD))	Diesel	FWD	1560	73	99	06.18-04.21			*
BERLINGO III (ER_, EC_) 06.18-					MPV (Large MPV-M1 Segment)				
1.2 PureTech 110 (HNP (EB2ADT))	Gasolina	FWD	1199	81	110	06.18-			*
1.2 PureTech 130 (HNS (EB2ADTS))	Gasolina	FWD	1199	96	131	07.19-			*
1.5 BlueHdi 75 (YHW (DV5RE))	Diesel	FWD	1499	56	76	06.18-			*
1.5 BlueHdi 100 (YHY (DV5RD))	Diesel	FWD	1499	75	102	06.18-			*
1.5 BlueHdi 130 (ECYHZJ, ECYHZR) (YHZ (DV5RC))	Diesel	FWD	1499	96	131	06.18-			*
1.6 HDI 92	Diesel	FWD	1560	68	92	09.18-			*
1.6 BlueHdi 100	Diesel	FWD	1560	73	99	01.19-			*

LISTA DE APLICACIONES - BUYERS GUIDE

OPEL

COMBO E (K9) 06.18-					Furgoneta/MPV (Large MPV-M1 Segment)			
1.2 (D 12 XHL (EB2ADT))	Gasolina	FWD	1199	81	110	02.19-	*	
1.2 (F 12 XHL)	Gasolina	FWD	1199	81	110	02.19-	*	
1.2 (F 12 XHT (EB2ADTS))	Gasolina	FWD	1199	96	131	09.19-	*	
Combo-e	Eléctrico	FWD		100	136	07.21-	*	
Combo-e	Eléctrico	FWD		100	136	11.23-	*	
1.5 D (D 15 DTL (DV5RE))	Diesel	FWD	1499	56	76	08.18-	*	
1.5 D (D 15 DT (DV5RD))	Diesel	FWD	1499	75	102	08.18-	*	
1.5 D (D 15 DTH (DV5RC))	Diesel	FWD	1499	96	131	08.18-	*	
1.5 D A las 4 ruedas (D 15 DTH (DV5RC))	Diesel	4WD	1499	96	131	08.18-	*	
1.6 D (B 16 DTL (DV6FE))	Diesel	FWD	1560	55	75	06.18-04.21	*	
1.6 D (B 16 DT (DV6FD))	Diesel	FWD	1560	73	99	06.18-04.20	*	

COMBO E Tour / Life (K9) 06.18-					MPV (Large MPV-M1 Segment)			
1.2 (D 12 XHL (EB2ADT))	Gasolina	FWD	1199	81	110	06.18-	*	
1.2 (F 12 XHL)	Gasolina	FWD	1199	81	110	06.18-	*	
1.2 (F 12 XHT (EB2ADTS))	Gasolina	FWD	1199	96	131	07.19-	*	
Combo-e	Eléctrico	FWD		100	136	06.21-10.23	*	
Combo-e	Eléctrico	FWD		100	136	11.23-	*	
1.5 (D 15 DTL (DV5RE))	Diesel	FWD	1499	56	76	06.18-	*	
1.5 (D 15 DT (DV5RD))	Diesel	FWD	1499	75	102	06.18-	*	
1.5 (D 15 DTH (DV5RC))	Diesel	FWD	1499	96	131	06.18-	*	
1.6	Diesel	FWD	1560	68	92	09.19-	*	

PEUGEOT

PARTNER III (K9) 09.18-					Furgoneta/MPV (LCVs-N1 Segment)			
1.2 PureTech 110 (HNP (EB2ADT))	Gasolina	FWD	1199	81	110	01.19-	*	
1.2 PureTech 130 (HNS (EB2ADTS))	Gasolina	FWD	1199	96	131	07.19-	*	
1.6 16V Flex	Gasol./Etanol	FWD	1587	90	122	10.18-	*	
1.5 BlueHDi 75 (YHW (DV5RE))	Diesel	FWD	1499	55	75	07.19-	*	
1.5 BlueHDi 100 (YHY (DV5RD))	Diesel	FWD	1499	75	102	07.19-	*	
1.5 BlueHDi 130 (YHZ (DV5RC))	Diesel	FWD	1499	96	131	09.18-	*	
1.5 BlueHDi 130 4x4 (YHZ (DV5RC))	Diesel	4WD	1499	96	131	09.18-	*	
1.6 BlueHDi 75 (BHW (DV6FE))	Diesel	FWD	1560	55	75	09.18-	*	
1.6 HDi 92	Diesel	FWD	1560	68	92	09.18-	*	
1.6 BlueHDi 100 (BHY (DV6FD))	Diesel	FWD	1560	73	99	09.18-	*	

RIFTER (K9) 09.18-					MPV (Large MPV-M1 Segment)			
1.2 PureTech 110 (HNP (EB2ADT))	Gasolina	FWD	1199	81	110	09.18-	*	
1.2 PureTech 130 (HNS (EB2ADTS))	Gasolina	FWD	1199	96	131	07.19-	*	
1.5 BlueHDi 75 (ECYHW) (YHW (DV5RE))	Diesel	FWD	1499	55	75	09.18-	*	
1.5 BlueHDi 100 (YHY (DV5RD))	Diesel	FWD	1499	75	102	08.18-	*	
1.5 BlueHDi 130 (YHZ (DV5RC))	Diesel	FWD	1499	96	131	09.18-	*	
1.6 HDi 75 / BlueHDi 75 (9HN (DV6ETED))	Diesel	FWD	1560	55	75	09.18-	*	
1.6 HDi 75 / BlueHDi 75 (BHW (DV6FE))	Diesel	FWD	1560	55	75	09.18-	*	
1.6 HDi 92 (9HP (DV6DTED))	Diesel	FWD	1560	68	92	09.18-	*	
1.6 BlueHDi 100 (BHY (DV6FD))	Diesel	FWD	1560	73	99	09.18-	*	

TOYOTA

PROACE II CITY (BPZ_) 10.19-					Furgoneta/MPV (LCVs-N1 Segment)			
1.2 VVT-i 110 (BPZN) (EB2ADT)	Gasolina	FWD	1199	81	110	10.19-	*	
1.2 VVT-i 130 (BPZN) (EB2ADTS)	Gasolina	FWD	1199	96	131	10.19-	*	

LISTA DE APLICACIONES - BUYERS GUIDE

Electric (BPZS)		Eléctrico	FWD		100	136	07.21-02.24	*	
Electric (BPZZ)		Eléctrico	FWD		100	136	03.24-	*	
1.5 D-4D 75 (BPZM) (DV5RE)		Diesel	FWD	1499	55	75	10.19-	*	
1.5 D-4D 100 (BPZM) (DV5RD)		Diesel	FWD	1499	75	102	10.19-	*	
1.5 D-4D 130 (BPZM) (DV5RC)		Diesel	FWD	1499	96	131	10.19-	*	
1.6 D-4D 92 (BPZQ)		Diesel	FWD	1560	68	92	01.22-	*	
PROACE II CITY VERSO (BKY_) 10.19-					MPV (Large MPV-M1 Segment)				
1.2 VVT-i 110 (BKYN) (EB2ADT)		Gasolina	FWD	1199	81	110	10.19-	*	
1.2 VVT-i 130 (BKYN) (EB2ADTS)		Gasolina	FWD	1199	96	131	10.19-	*	
Electric (BKYS)		Eléctrico	FWD		100	136	07.21-02.24	*	
Electric (BKYZ)		Eléctrico	FWD		100	136	03.24-	*	
1.5 D-4D 100 (BKYM) (DV5RD)		Diesel	FWD	1499	75	102	10.19-	*	
1.5 D-4D 130 (BKYM) (DV5RC)		Diesel	FWD	1499	96	131	10.19-	*	
1.6 D-4D 92 (BKYQ)		Diesel	FWD	1560	68	92	01.22-	*	
VAUXHALL									
COMBO Mk IV (K9) 06.18-					Furgoneta/MPV (LCVs-N1 Segment)				
1.2 (D 12 XHL (EB2ADT))		Gasolina	FWD	1199	81	110	02.19-	*	
Combo-e		Eléctrico	FWD		100	136	07.21-04.24	*	
1.5 D (D 15 DTL (DV5RE))		Diesel	FWD	1499	56	76	08.18-	*	
1.5 D (D 15 DT (DV5RD))		Diesel	FWD	1499	75	102	08.18-	*	
1.5 D (D 15 DTH (DV5RC))		Diesel	FWD	1499	96	131	08.18-	*	
1.6 D (B 16 DTL (DV6FE))		Diesel	FWD	1560	55	75	06.18-04.21	*	
1.6 D (B 16 DT (DV6FD))		Diesel	FWD	1560	73	99	06.18-04.20	*	
COMBO Mk IV (K9) 06.18-					MPV (Large MPV-M1 Segment)				
1.2 (D 12 XHL (EB2ADT))		Gasolina	FWD	1199	81	110	06.18-	*	
1.2 (F 12 XHT (EB2ADTS))		Gasolina	FWD	1199	96	131	07.19-	*	
Combo-e		Eléctrico	FWD		100	136	06.21-04.24	*	
1.5 (D 15 DT (DV5RD))		Diesel	FWD	1499	75	102	06.18-	*	
1.5 (D 15 DTH (DV5RC))		Diesel	FWD	1499	96	131	06.18-	*	