

LISTA DE APLICACIONES - BUYERS GUIDE

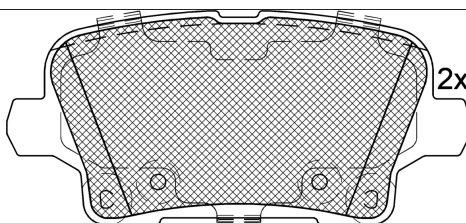
RB2344



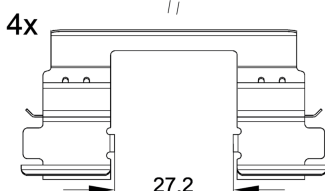
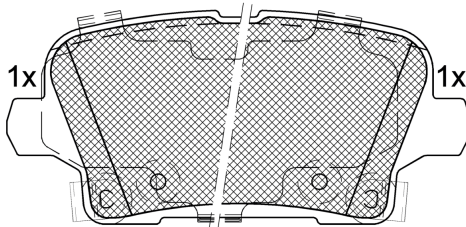
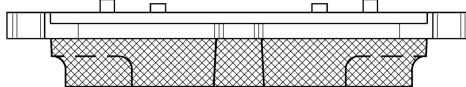
Qty: 300

Weight: 1.130

O.E.M.	MAKE
13 517 694	VAUXHALL
1351 7693	CADILLAC
8463 7108	CADILLAC



Loose Shim



1-Ref. 690509 E

RB2344

E 9 90R-02A0111/5355



Trw

106.4x49x17.6

WVA	FMSI
22953	D2189-9433
22954	
22955	

Sin Filas



Trac.	CC	Kw	CV
-------	----	----	----



Front / Rear

BUICK (SGM)

REGAL III (EG7) 07.17-					Sedán (Large family car-D Segment)			
20t	Gasolina	FWD	1490	125	170	07.17-	*	
28T	Gasolina	FWD	10998	192	261	07.17-	*	
30 H	Gasol./el éc.	FWD	1796	94	128	07.17-	*	

CADILLAC

XT4 03.18-					SUV (Luxury Crossover SUV-J Segment)			
2.0 (LSY)	Gasolina	FWD	1998	177	241	03.18-	*	
2.0 AWD (LSY)	Gasolina	4WD	1998	177	241	03.18-	*	

HOLDEN

COMMODORE (ZB) 10.17-					[CAMBIADO]:Break (Executive car-E Segment)			
2.0	Gasolina	FWD	1998	191	260	10.17-	*	
3.6 V6	Gasolina	FWD	3640	235	320	10.17-	*	

COMMODORE (ZB) 10.17-					[CAMBIADO]:Fastback (Executive car-E Segment)			
2.0	Gasolina	FWD	1998	191	260	10.17-	*	
3.6 V6	Gasolina	FWD	3640	235	320	10.17-	*	
2.0 D	Diesel	FWD	1956	125	170	10.17-	*	
2.0 D	Diesel	FWD	1956	125	170	10.17-	*	

OPEL

INSIGNIA B Country Tourer (Z18) 06.17-					[CAMBIADO]:Break (Executive car-E Segment)			
1.5 (47) (B 15 SFT)	Gasolina	FWD	1490	121	165	06.17-	*	
1.5 (47) (D 15 SFT)	Gasolina	FWD	1490	121	165	06.17-	*	

LISTA DE APLICACIONES - BUYERS GUIDE

1.6 Turbo (47) (D 16 SHT)		Gasolina	FWD	1598	147	200	06.18-	*
2.0 4x4 (47) (B 20 NFT)		Gasolina	4WD	1998	191	260	06.17-	*
2.0 4x4 (47) (D 20 NFT)		Gasolina	4WD	1998	191	260	06.17-	*
2.0 CDTi (47) (D 20 DTH)		Diesel	FWD	1956	125	170	06.17-	*
2.0 CDTi 4x4 (47) (D 20 DTH)		Diesel	4WD	1956	125	170	06.17-	*
2.0 BiTurbo Diesel 4x4 (68) (D 20 DTR)		Diesel	4WD	1956	154	210	01.18-	*
INSIGNIA B Grand Sport (Z18) 03.17-				[CAMBIADO]:Fastback (Executive car-E Segment)				
1.4 Turbo (68) (F 14 SHL)		Gasolina	FWD	1342	107	145	04.20-	*
1.4 Turbo (68) (F 14 SHT)		Gasolina	FWD	1342	107	145	04.20-	*
1.5 (68) (B 15 SFL)		Gasolina	FWD	1490	103	140	03.17-	*
1.5 (68) (D 15 SFL)		Gasolina	FWD	1490	103	140	03.17-	*
1.5 (68) (B 15 SFT)		Gasolina	FWD	1490	121	165	03.17-	*
1.5 (68) (D 15 SFT)		Gasolina	FWD	1490	121	165	03.17-	*
1.6 Turbo (68) (D 16 SHT)		Gasolina	FWD	1598	147	200	06.18-	*
2.0 Turbo		Gasolina	FWD	1998	125	170	08.20-	*
2.0 (68)		Gasolina	FWD	1998	147	200	04.20-	*
2.0 GSi 4x4 (68)		Gasolina	4WD	1998	169	230	04.20-	*
2.0 4x4 (68) (B 20 NFT)		Gasolina	4WD	1998	191	260	03.17-	*
2.0 4x4 (68) (D 20 NFT)		Gasolina	4WD	1998	191	260	03.17-	*
1.5 CDTi (68) (F 15 DVH)		Diesel	FWD	1496	90	122	02.20-	*
1.6 CDTi (68) (B 16 DTE)		Diesel	FWD	1598	81	110	03.17-	*
1.6 CDTi (68) (D 16 DTE)		Diesel	FWD	1598	81	110	03.17-	*
1.6 CDTi (68) (D 16 DTN)		Diesel	FWD	1598	81	110	03.17-	*
1.6 CDTi (68) (B 16 DTH)		Diesel	FWD	1598	100	136	03.17-	*
1.6 CDTi (68) (D 16 DTH)		Diesel	FWD	1598	100	136	03.17-	*
2.0 CDTi (68) (B 20 DTH)		Diesel	FWD	1956	125	170	03.17-	*
2.0 CDTi (68) (D 20 DTH)		Diesel	FWD	1956	125	170	03.17-	*
2.0 CDTi 4x4 (68) (D 20 DTH)		Diesel	4WD	1956	125	170	03.17-	*
2.0 CDTi (68)		Diesel	FWD	1956	128	174	04.20-	*
2.0 CDTi 4x4 (68)		Diesel	4WD	1956	128	174	04.20-	*
2.0 BiTurbo Diesel 4x4 (68) (D 20 DTR)		Diesel	4WD	1956	154	210	03.17-	*
2.0 CDTi		Diesel	FWD	1995	128	174	04.21-	*
2.0 CDTi 4x4		Diesel	4WD	1995	128	174	04.21-	*
INSIGNIA B Sports Tourer (Z18) 03.17-				[CAMBIADO]:Break (Executive car-E Segment)				
1.5 (35) (B 15 SFL)		Gasolina	FWD	1490	103	140	03.17-	*
1.5 (35) (D 15 SFL)		Gasolina	FWD	1490	103	140	03.17-	*
1.5 (35) (B 15 SFT)		Gasolina	FWD	1490	121	165	03.17-	*
1.5 (35) (D 15 SFT)		Gasolina	FWD	1490	121	165	03.17-	*
1.6 Turbo (35) (D 16 SHT)		Gasolina	FWD	1598	147	200	06.18-	*
2.0 (35)		Gasolina	FWD	1998	125	170	11.20-	*
2.0 (35)		Gasolina	FWD	1998	147	200	04.20-	*
2.0 4x4 (35)		Gasolina	4WD	1998	169	230	04.20-	*
2.0 4x4 (35) (B 20 NFT)		Gasolina	4WD	1998	191	260	03.17-	*
2.0 4x4 (35) (D 20 NFT)		Gasolina	4WD	1998	191	260	03.17-	*
1.5 CDTi (35) (F 15 DVH)		Diesel	FWD	1496	90	122	02.20-	*
1.6 CDTi (35) (B 16 DTE)		Diesel	FWD	1598	81	110	03.17-	*
1.6 CDTi (35) (D 16 DTE)		Diesel	FWD	1598	81	110	03.17-	*
1.6 CDTi (35) (D 16 DTN)		Diesel	FWD	1598	81	110	03.17-	*
1.6 CDTi (35) (B 16 DTH)		Diesel	FWD	1598	100	136	03.17-	*
1.6 CDTi (35) (D 16 DTH)		Diesel	FWD	1598	100	136	03.17-	*

LISTA DE APLICACIONES - BUYERS GUIDE

2.0 CDTI (35) (B 20 DTH)		Diesel	FWD	1956	125	170	03.17-	*	
2.0 CDTI (35) (D 20 DTH)		Diesel	FWD	1956	125	170	03.17-	*	
2.0 CDTI 4x4 (35) (D 20 DTH)		Diesel	4WD	1956	125	170	03.17-	*	
2.0 BiTurbo Diesel 4x4 (68) (D 20 DTR)		Diesel	4WD	1956	154	210	03.17-	*	
2.0 CDTI 4x4 (35)		Diesel	4WD	1956	154	210	04.20-	*	
2.0 CDTI (35)		Diesel	FWD	1995	128	174	04.20-	*	
2.0 CDTI 4x4 (35)		Diesel	4WD	1995	128	174	11.20-	*	
INSIGNIA B Sports Tourer Combi Van (Z18) 03.17-							[CAMBIADO]:Furgón/Break (Executive car-E Segment)		
CDTi ECOTEC (B 16 DTH)		Diesel	FWD	1598	100	136	03.17-	*	
CDTi ECOTEC (D 16 DTH)		Diesel	FWD	1598	100	136	03.17-	*	
VAUXHALL									
INSIGNIA Mk II (B) (Z18) 03.17-							[CAMBIADO]:Fastback (Executive car-E Segment)		
1.5 (68) (B 15 SFL)		Gasolina	FWD	1490	103	140	03.17-	*	
1.5 (68) (D 15 SFL)		Gasolina	FWD	1490	103	140	03.17-	*	
1.5 (68) (B 15 SFT)		Gasolina	FWD	1490	121	165	03.17-	*	
1.5 (68) (D 15 SFT)		Gasolina	FWD	1490	121	165	03.17-	*	
1.6 Turbo (68) (D 16 SHT)		Gasolina	FWD	1598	147	200	06.18-	*	
2.0 T		Gasolina	FWD	1998	147	200	04.20-	*	
2.0 GSi 4x4		Gasolina	4WD	1998	169	230	04.20-	*	
2.0 4x4 (68) (B 20 NFT)		Gasolina	4WD	1998	191	260	03.17-	*	
1.5 CDTi (F 15 DVH)		Diesel	FWD	1496	90	122	02.20-	*	
1.6 D (68) (B 16 DTE)		Diesel	FWD	1598	81	110	03.17-	*	
1.6 D (68) (D 16 DTE)		Diesel	FWD	1598	81	110	03.17-	*	
1.6 D (68) (D 16 DTN)		Diesel	FWD	1598	81	110	03.17-	*	
1.6 D (68) (B 16 DTH)		Diesel	FWD	1598	100	136	03.17-	*	
1.6 D (68) (D 16 DTH)		Diesel	FWD	1598	100	136	03.17-	*	
2.0 D (68) (B 20 DTH)		Diesel	FWD	1956	125	170	03.17-	*	
2.0 D (68) (D 20 DTH)		Diesel	FWD	1956	125	170	03.17-	*	
2.0 D A las 4 ruedas (68)		Diesel	4WD	1956	125	170	03.17-	*	
2.0 GSi 4x4 (68) (D 20 DTR)		Diesel	4WD	1956	154	209	07.17-	*	
2.0 D (68)		Diesel	FWD	1995	128	174	02.20-	*	
2.0 D 4x4 (68)		Diesel	4WD	1995	128	174	02.20-	*	
INSIGNIA Mk II (B) Country Tourer (Z18) 03.17-							[CAMBIADO]:Break (Executive car-E Segment)		
2.0 D (47) (D 20 DTH)		Diesel	FWD	1956	125	170	03.17-	*	
2.0 D 4x4 (47) (B 20 DTH)		Diesel	4WD	1956	125	170	09.17-	*	
2.0 D 4x4 (47) (D 20 DTH)		Diesel	4WD	1956	125	170	09.17-	*	
2.0 GSi 4x4 (47) (D 20 DTR)		Diesel	4WD	1956	154	209	07.17-	*	
INSIGNIA Mk II (B) Sports Tourer (Z18) 03.17-							[CAMBIADO]:Break (Executive car-E Segment)		
1.5 (35) (B 15 SFL)		Gasolina	FWD	1490	103	140	03.17-	*	
1.5 (35) (D 15 SFL)		Gasolina	FWD	1490	103	140	03.17-	*	
1.5 (35) (B 15 SFT)		Gasolina	FWD	1490	121	165	03.17-	*	
1.5 (35) (D 15 SFT)		Gasolina	FWD	1490	121	165	03.17-	*	
1.6 Turbo (35) (D 16 SHT)		Gasolina	FWD	1598	147	200	06.18-	*	
2.0 4x4 (35) (B 20 NFT)		Gasolina	4WD	1998	191	260	03.17-	*	
1.6 D (35) (B 16 DTE)		Diesel	FWD	1598	81	110	03.17-	*	
1.6 D (35) (D 16 DTE)		Diesel	FWD	1598	81	110	03.17-	*	
1.6 D (35) (D 16 DTN)		Diesel	FWD	1598	81	110	03.17-	*	
1.6 D (35) (B 16 DTH)		Diesel	FWD	1598	100	136	03.17-	*	
1.6 D (35) (D 16 DTH)		Diesel	FWD	1598	100	136	03.17-	*	

LISTA DE APLICACIONES - BUYERS GUIDE

2.0 D (35) (B 20 DTH)	Diesel	FWD	1956	125	170	03.17-	*
2.0 D (35) (D 20 DTH)	Diesel	FWD	1956	125	170	03.17-	*
2.0 D 4x4 (35)	Diesel	4WD	1956	125	170	06.17-	*
2.0 GSi 4x4 (35) (D 20 DTR)	Diesel	4WD	1956	154	209	07.17-	*