

# LISTA DE APLICACIONES - BUYERS GUIDE

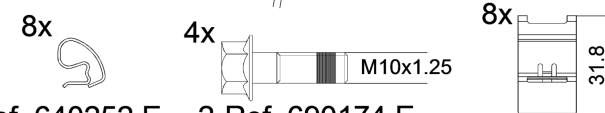
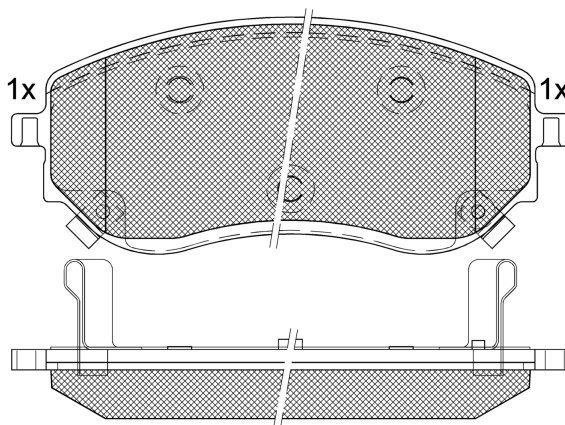
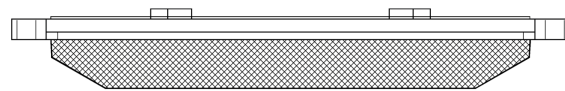
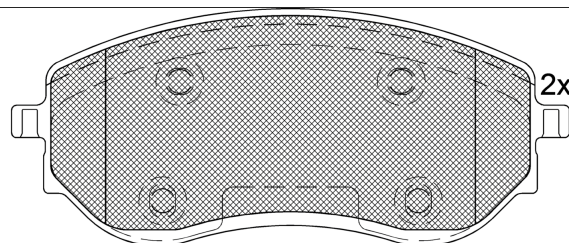
## RB2342



Qty: 300

Weight: 2.835

O.E.M.	MAKE
470 420 53 00	MERCEDES-BENZ
A 470 420 53 00	MERCEDES-BENZ
D1060-5JU0A	NISSAN



1-Ref. 640252 E

2-Ref. 690174 E

1-Ref. 690518 E

## RB2342



90R-02A0111/5078



Chassis Brake Int. (Bosch)

163.65x69.5x21

WVA
22660
22661
22662
22871
22872

Sin Filas



Trac.	CC	Kw	CV
-------	----	----	----



Front / Rear

### MERCEDES-BENZ

#### X-Class (470) 09.17-

X 220 d (470.210) (OM 699.300)	Diesel	RWD	2298	120	163	09.17-	*
X 250 d 4-matic (470.231) (OM 699.301)	Diesel	4WD	2298	140	190	09.17-	*

#### X-Class (470) 09.17-

X 220 d (470.210) (OM 699.300)	Diesel	RWD	2298	120	163	09.17-05.20	*
X 220 d 4-matic (470.211) (OM 699.300)	Diesel	4WD	2298	120	163	09.17-05.20	*
X 250 d (470.230) (OM 699.301)	Diesel	RWD	2298	140	190	09.17-05.20	*
X 250 d 4-matic (470.231) (OM 699.301)	Diesel	4WD	2298	140	190	09.17-05.20	*
X 350 d 4-matic (470.252) (OM 642.889)	Diesel	4WD	2987	190	258	07.18-05.20	*

### NISSAN

#### NAVARA III / NP300 (D23) 01.15-

2.3 dCi (YS23DDT)		Diesel	RWD	2298	120	163	01.15-	*
2.3 dCi 4x4 (YS23DDT)		Diesel	4WD	2298	120	163	01.15-	*
2.3 DDTTI (YS23DDTT2)		Diesel	RWD	2298	140	190	12.20-	*
2.3 DDTTI		Diesel	4WD	2298	140	190	12.20-	*

#### NP300 NAVARA III / FRONTIER (D23, D23T) 07.14-

2.5 (QR25DE)		Gasolina	RWD	2488	116	158	11.14-	*
Pick up (D23, D23T) 2.5 (QR25)		Gasolina	4WD	2488	121	165	09.20-	*
2.5		Gasolina	FWD	2488	122	166	01.15-	*
2.5 (QR25DE)		Gasolina	RWD	2488	124	169	07.14-	*
2.5 4x4 (QR25DE)		Gasolina	4WD	2488	124	168	07.14-	*
2.3 dCi		Diesel	RWD	2298	116	158	01.15-	*
2.3 dCi 4x4 (YS23DDT)		Diesel	4WD	2298	116	158	07.15-	*

## LISTA DE APLICACIONES - BUYERS GUIDE

2.3 dCi 4x4 (YS23DDT)	Diesel	4WD	2298	118	160	01.19-03.22	*
2.3 dCi (D231) (YS23DDT)	Diesel	RWD	2298	120	163	01.15-	*
2.3 dCi 4x4 (D231) (YS23DDT)	Diesel	4WD	2298	120	163	01.15-	*
2.3 dCi (YS23DDTT)	Diesel	RWD	2298	140	190	01.15-	*
2.3 dCi 4x4 (D231, D23T) (YS23DDTT)	Diesel	4WD	2298	140	190	10.15-	*
2.5 dCi	Diesel	RWD	2488	106	144	10.14-	*
2.5 dCi (YD25DDTI)	Diesel	RWD	2488	120	163	07.14-	*
2.5 dCi 4x4 (YD25DDTI)	Diesel	4WD	2488	120	163	07.14-	*
2.5 dCi	Diesel	RWD	2488	140	190	07.14-	*
2.5 dCi 4x4 (YD25DDTI)	Diesel	4WD	2488	140	190	07.14-	*
3.0 dCi	Diesel	RWD	2993	170	231	10.14-	*