

LISTA DE APLICACIONES - BUYERS GUIDE

RB2325

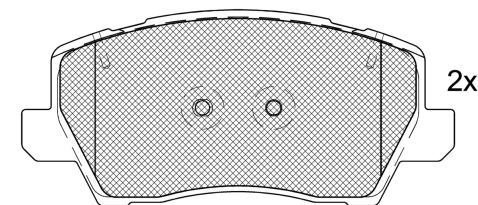


8 424073 185006

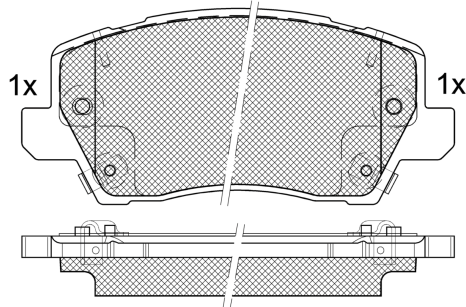
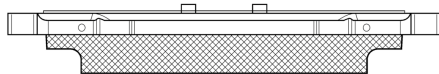
Qty: 300

Weight: 1.515

| O.E.M. | MAKE |
|-------------|------|
| 58101-G6A30 | KIA |
| 58101-G6A40 | KIA |

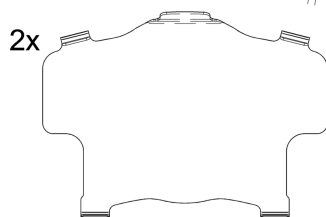


2x

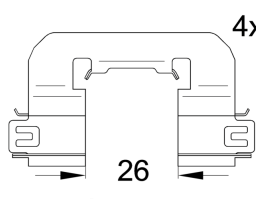


1x

1x



2x



4x

26

Ref. 651962

1-Ref. 690480 E

RB2325



90R-02A0111/5285



Akebono

121.6x55.1x17.9

WVA

22904

22905

22906

Sin Filas



Trac.

CC

Kw

CV



Front / Rear

KIA

PICANTO III / MORNING / EURO STAR (JA) 03.17-

[CAMBIADO]:Fastback (City car-A Segment)

| | | | | | | | |
|------------------|------------------|-----|------|----|-----|--------|---|
| 1.0 | Gasolina | FWD | 998 | 46 | 63 | 05.24- | * |
| 1.0 (G3LA) | Gasolina | FWD | 998 | 49 | 67 | 03.17- | * |
| 1.0 (G3LD) | Gasolina | FWD | 998 | 49 | 67 | 03.17- | * |
| 1.0 (G3LA) | Gasolina | FWD | 998 | 51 | 69 | 03.17- | * |
| 1.0 | Gasolina | FWD | 998 | 54 | 73 | 05.17- | * |
| 1.0 | Gasolina | FWD | 998 | 56 | 76 | 03.17- | * |
| 1.0 T-GDI (G3LC) | Gasolina | FWD | 998 | 74 | 100 | 03.17- | * |
| 1.2 DPI | Gasolina | FWD | 1197 | 58 | 79 | 05.24- | * |
| 1.2 MPI (G4LF) | Gasolina | FWD | 1197 | 62 | 84 | 07.20- | * |
| 1.2 (G4LA) | Gasolina | FWD | 1248 | 62 | 84 | 03.17- | * |
| 1.2 | Gasolina | FWD | 1248 | 64 | 87 | 03.17- | * |
| 1.0 LPG (G3LA) | Gasol./Gas (LPG) | FWD | 998 | 48 | 65 | 11.18- | * |
| 1.0 LPG (G3LD) | Gasol./Gas (LPG) | FWD | 998 | 48 | 65 | 11.18- | * |
| 1.0 i | Gasol./Etanol | FWD | 998 | 59 | 80 | 03.17- | * |

PICANTO III Runner / MORNING / EURO STAR (JA) 03.17-

Furgón/hatchback (City car-A Segment)

| | | | | | | | |
|---------|----------|-----|-----|----|----|--------|---|
| 1.0 MPI | Gasolina | FWD | 998 | 49 | 67 | 11.18- | * |
|---------|----------|-----|-----|----|----|--------|---|