

# LISTA DE APLICACIONES - BUYERS GUIDE

## RB2320

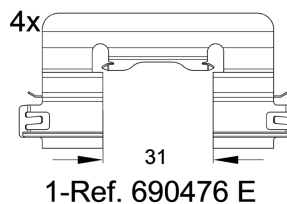
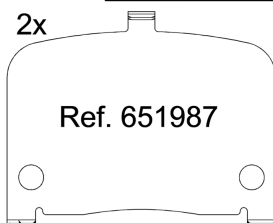
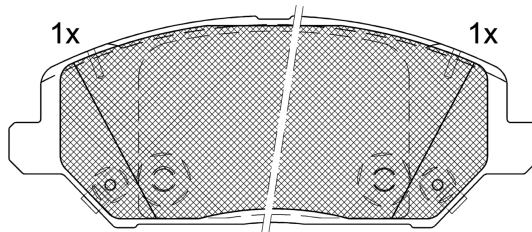
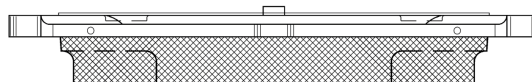
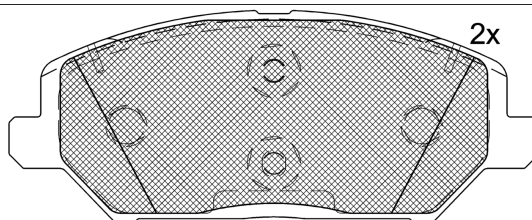


8 424073 184269

Qty: 300

Weight: 2.070

O.E.M.	MAKE
58101-G4A00	KIA
58101-G4A10	KIA



## RB2320



90R-02A0111/4999



Mobis

148.9x59.5x20.1

WVA

22804

22805

22806

Sin Filas



Trac.

CC

Kw

CV



Front / Rear

### HYUNDAI

#### i30 III (PDE, PD, PDEN) 11.16-

[CAMBIADO]:Fastback (Compact car-C Segment)

1.0 T-GDI (G3LC)	Gasolina	FWD	998	88	120	11.16-	*
1.0 T-GDI (G3LC)	Gasolina	FWD	998	88	120	06.17-	*
1.4 T-GDI (G4LD)	Gasolina	FWD	1353	103	140	11.16-12.20	*
1.4 T-GDI (G4LD)	Gasolina	FWD	1353	103	140	06.17-	*
1.4 MPI	Gasolina	FWD	1368	73	99	11.16-	*
1.4 MPI (G4LC)	Gasolina	FWD	1368	74	100	11.16-12.20	*
1.5 (G4LG)	Gasolina	FWD	1498	81	110	06.20-	*
2.0 N (G4KH)	Gasolina	FWD	1998	184	250	07.17-	*
2.0 N (G4KH)	Gasolina	FWD	1998	202	275	07.17-	*
1.0 T-GDI hybrid 48V (G3LC)	Gasol./el éc.	FWD	998	88	120	03.20-	*
1.0 T-GDI hybrid 48V (G3LC)	Gasol./el éc.	FWD	998	88	120	06.17-	*
1.5 T-GDI Hybrid 48V (G4LH)	Gasol./el éc.	FWD	1482	118	160	03.20-	*
1.5 T-GDI Hybrid 48V (G4LH)	Gasol./el éc.	FWD	1482	118	160	03.20-	*
1.6 CRDi hybrid 48V (D4FE)	Diesel/el éc.	FWD	1598	100	136	03.20-	*
1.6 CRDi hybrid 48V (D4FE)	Diesel/el éc.	FWD	1598	100	136	03.20-	*
1.6 CRDI (D4FB)	Diesel	FWD	1582	70	95	11.16-	*
1.6 CRDI (D4FB)	Diesel	FWD	1582	81	110	11.16-	*
1.6 CRDI (D4FB)	Diesel	FWD	1582	100	136	11.16-	*
1.6 CRDI (D4FB)	Diesel	FWD	1582	100	136	08.18-	*
1.6 CRDI (D4FE)	Diesel	FWD	1598	70	95	08.18-	*

# LISTA DE APLICACIONES - BUYERS GUIDE

1.6 CRDI (D4FE)		Diesel	FWD	1598	81	110	08.18-	*
1.6 CRDI (D4FE)		Diesel	FWD	1598	85	116	08.18-	*
1.6 CRDI (D4FE)		Diesel	FWD	1598	100	136	08.18-	*
1.6 CRDI		Diesel	FWD	1598	100	136	09.18-	*
<b>i30 III (PDE) 11.16-</b>					<b>Furgón/hatchback (Compact car-C Segment)</b>			
1.0 T-GDI (G3LC)		Gasolina	FWD	998	88	120	11.16-	*
1.4 T-GDI (G4LD)		Gasolina	FWD	1353	103	140	11.16-12.20	*
<b>i30 III Combi Van (PDE) 03.17-</b>					<b>[CAMBIADO]:Furgón/Break (Compact car-C Segment)</b>			
1.0 T-GDI (G3LC)		Gasolina	FWD	998	88	120	03.17-	*
1.4 T-GDI (G4LD)		Gasolina	FWD	1353	103	140	03.17-12.20	*
1.6 CRDi VGT (D4FB)		Diesel	FWD	1582	81	110	03.17-	*
1.6 CRDi VGT (D4FB)		Diesel	FWD	1582	100	136	03.17-	*
<b>i30 III CW (PDE) 03.17-</b>					<b>[CAMBIADO]:Break (Compact car-C Segment)</b>			
1.0 T-GDI (G3LC)		Gasolina	FWD	998	88	120	03.17-	*
1.4 T-GDI (G4LD)		Gasolina	FWD	1353	103	140	03.17-12.20	*
1.4 MPI (G4LC)		Gasolina	FWD	1368	73	100	05.17-	*
1.4 MPI		Gasolina	FWD	1368	74	101	03.17-12.20	*
1.5 (G4LG)		Gasolina	FWD	1498	81	110	06.20-	*
1.0 T-GDI hybrid 48V (G3LC)		Gasol./el éc.	FWD	998	88	120	03.20-	*
1.5 T-GDI Hybrid 48V (G4LH)		Gasol./el éc.	FWD	1482	118	160	03.20-	*
1.6 CRDi hybrid 48V (D4FE)		Diesel/el éc.	FWD	1598	100	136	03.20-	*
1.6 CRDI (D4FB)		Diesel	FWD	1582	81	110	03.17-	*
1.6 CRDI (D4FB)		Diesel	FWD	1582	94	128	08.18-	*
1.6 CRDI (D4FB)		Diesel	FWD	1582	100	136	03.17-	*
1.6 CRDI (D4FE)		Diesel	FWD	1598	81	110	08.18-	*
1.6 CRDI (D4FE)		Diesel	FWD	1598	85	116	08.18-	*
1.6 CRDI (D4FE)		Diesel	FWD	1598	100	136	08.18-	*
<b>KIA</b>								
<b>CEE'D III (CD) 03.18-</b>					<b>[CAMBIADO]:Fastback (Compact car-C Segment)</b>			
1.0 T-GDI (G3LC)		Gasolina	FWD	998	74	101	09.19-	*
1.0 T-GDI (G3LC)		Gasolina	FWD	998	88	120	03.18-	*
1.4 T-GDI (G4LD)		Gasolina	FWD	1353	103	140	03.18-12.20	*
1.4 (G4LC)		Gasolina	FWD	1368	73	99	03.18-12.20	*
1.5 T-GDI		Gasolina	FWD	1482	103	140	02.24-	*
1.5 T-GDI		Gasolina	FWD	1482	118	160	01.21-	*
1.6 (G4FG)		Gasolina	FWD	1591	94	128	03.18-	*
1.4 LPG (G4LC)		Gasol./Gas (LPG)	FWD	1368	71	97	12.18-12.20	*
1.0 T-GDI 100 Eco-Dynamics+		Gasol./el éc.	FWD	998	74	101	01.21-	*
1.0 T-GDI MHEV		Gasol./el éc.	FWD	998	88	120	10.21-	*
1.5 T-GDi MHEV		Gasol./el éc.	FWD	1482	103	140	02.24-	*
1.5 T-GDI Eco-Dynamics+		Gasol./el éc.	FWD	1482	118	160	01.21-	*
1.6 CRDi 115 Eco-Dynamics+ (D4FE)		Diesel/el éc.	FWD	1598	85	116	12.19-	*
1.6 CRDi 136 Eco-Dynamics+ (D4FE)		Diesel/el éc.	FWD	1598	100	136	12.19-	*
1.6 CRDi 115 (D4FE)		Diesel	FWD	1598	85	116	03.18-	*

# LISTA DE APLICACIONES - BUYERS GUIDE

1.6 CRDi 136 (D4FE)		Diesel	FWD	1598	100	136	03.18-	*
<b>CEE'D III Combi Van (CD) 03.18-</b>					<b>[CAMBIADO]:Furgón/Break (Compact car-C Segment)</b>			
T-GDI (G3LC)		Gasolina	FWD	998	88	120	05.18-	*
1.4 T-GDI (G4LD)		Gasolina	FWD	1353	103	140	04.18-12.20	*
GDI Hybrid (G4LE)		Gasol./el éc.	FWD	1580	77	105	12.19-	*
GDI Hybrid (G4LE)		Gasol./el éc.	FWD	1580	104	141	12.19-	*
CRDi 115 (D4FE)		Diesel	FWD	1598	85	116	05.18-	*
CRDi 136 (D4FE)		Diesel	FWD	1598	100	136	05.18-	*
<b>CEE'D III Sport Wagon (CD) 03.18-</b>					<b>[CAMBIADO]:Break (Compact car-C Segment)</b>			
1.0 T-GDI (G3LC)		Gasolina	FWD	998	74	101	09.19-	*
1.0 T-GDI (G3LC)		Gasolina	FWD	998	88	120	05.18-	*
1.4 T-GDI (G4LD)		Gasolina	FWD	1353	103	140	04.18-12.20	*
1.4 (G4LC)		Gasolina	FWD	1368	73	99	04.18-12.20	*
1.5 T-GDI		Gasolina	FWD	1482	103	140	02.24-	*
1.5 T-GDI		Gasolina	FWD	1482	118	160	01.21-	*
1.6 (G4FG)		Gasolina	FWD	1591	94	128	05.18-	*
1.4 LPG (G4LC)		Gasol./Gas (LPG)	FWD	1368	71	97	12.18-12.20	*
1.0 T-GDI 100 Eco-Dynamics+		Gasol./el éc.	FWD	998	74	101	04.22-	*
1.0 T-GDi Eco-Dynamics+		Gasol./el éc.	FWD	998	88	120	07.21-	*
1.5 T-GDi MHEV		Gasol./el éc.	FWD	1482	103	140	02.24-	*
1.5 T-GDI Eco-Dynamics+		Gasol./el éc.	FWD	1482	118	160	01.21-	*
1.6 GDI Hybrid (G4LE)		Gasol./el éc.	FWD	1580	77	105	12.19-	*
1.6 GDI Hybrid (G4LE)		Gasol./el éc.	FWD	1580	104	141	12.19-	*
1.6 CRDi 115 Eco-Dynamics+ (D4FE)		Diesel/el éc.	FWD	1598	85	116	12.19-	*
1.6 CRDi 136 Eco-Dynamics+ (D4FE)		Diesel/el éc.	FWD	1598	100	136	12.19-	*
1.6 CRDi 115 (D4FE)		Diesel	FWD	1598	85	116	05.18-	*
1.6 CRDi 136 (D4FE)		Diesel	FWD	1598	100	136	05.18-	*
<b>CEE'D III Van (CD) 03.18-</b>					<b>Furgón/hatchback (Compact car-C Segment)</b>			
T-GDI (G3LC)		Gasolina	FWD	998	88	120	03.18-	*
1.4 T-GDI (G4LD)		Gasolina	FWD	1353	103	140	03.18-12.20	*
T-GDI GT (G4FJ)		Gasolina	FWD	1591	150	204	10.18-	*
CRDi 115 (D4FE)		Diesel	FWD	1598	85	116	03.18-	*
CRDi 136 (D4FE)		Diesel	FWD	1598	100	136	03.18-	*
<b>PRO CEE'D III (CD) 10.18-</b>					<b>[CAMBIADO]:Break (Compact car-C Segment)</b>			
1.0 T-GDI		Gasolina	FWD	998	73	99	10.18-	*
1.0 T-GDI (G3LC)		Gasolina	FWD	998	88	120	10.18-	*
1.4 T-GDI (G4LD)		Gasolina	FWD	1353	103	140	10.18-12.20	*
1.5 T-GDI		Gasolina	FWD	1482	103	140	02.24-	*
1.5 T-GDI		Gasolina	FWD	1482	118	160	01.21-	*
1.5 T-GDi MHEV		Gasol./el éc.	FWD	1482	103	140	02.24-	*
1.5 T-GDI Eco-Dynamics+		Gasol./el éc.	FWD	1482	118	160	01.21-	*
1.6 CRDi 136 Eco-Dynamics+ (D4FE)		Diesel/el éc.	FWD	1598	100	136	12.19-	*
1.6 CRDi 136 (D4FE)		Diesel	FWD	1598	100	136	10.18-	*

# LISTA DE APLICACIONES - BUYERS GUIDE

PRO CEE'D III (CD) 10.18-					[CAMBIADO]:Furgón/Break (Compact car-C Segment)			
1.4 T-GDI (G4LD)	Gasolina	FWD	1353	103	140	10.18-12.20	*	
1.6 CRDi 136 (D4FE)	Diesel	FWD	1598	100	136	10.18-		
XCEED (CD) 06.19-					Furgoneta/SUV (Compact SUV-J Segment)			
1.4 T-GDI (G4LD)	Gasolina	FWD	1353	103	140	06.19-12.20	*	
1.6 GDI Hybrid (G4LE)	Gasol./el éc.	FWD	1580	77	105	12.19-		
1.6 GDI Hybrid (G4LE)	Gasol./el éc.	FWD	1580	104	141	12.19-	*	
1.6 CRDi (D4FE)	Diesel	FWD	1598	100	136	06.19-		
XCEED (CD) 06.19-					SUV (Compact SUV-J Segment)			
1.0 T-GDI	Gasolina	FWD	998	74	101	02.24-	*	
1.0 T-GDI (G3LC)	Gasolina	FWD	998	88	120	06.19-		
1.4 T-GDI (G4LD)	Gasolina	FWD	1353	103	140	06.19-12.20	*	
1.5 T-GDI	Gasolina	FWD	1482	103	140	02.24-		
1.5 T-GDI	Gasolina	FWD	1482	118	160	01.21-	*	
1.0 T-GDi LPG	Gasol./Gas (LPG)	FWD	998	86	117	05.21-		
1.0 T-GDI MHEV	Gasol./el éc.	FWD	998	88	120	08.21-	*	
1.5 T-GDi MHEV	Gasol./el éc.	FWD	1482	103	140	02.24-		
1.5 T-GDi MHEV	Gasol./el éc.	FWD	1482	118	160	01.21-	*	
1.6 GDI Hybrid (G4LE)	Gasol./el éc.	FWD	1580	77	105	12.19-		
1.6 GDI Hybrid (G4LE)	Gasol./el éc.	FWD	1580	104	141	12.19-	*	
1.6 CRDi 115 Eco-Dynamics+ (D4FE)	Diesel/el éc.	FWD	1598	85	116	12.19-		
1.6 CRDi 136 Eco-Dynamics+ (D4FE)	Diesel/el éc.	FWD	1598	100	136	12.19-	*	
1.6 CRDi 115 (D4FE)	Diesel	FWD	1598	85	116	06.19-		
1.6 CRDi 136 (D4FE)	Diesel	FWD	1598	100	136	06.19-	*	