

LISTA DE APLICACIONES - BUYERS GUIDE

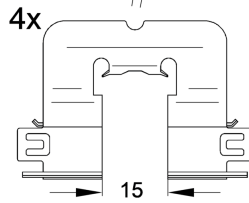
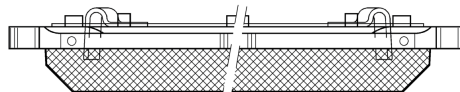
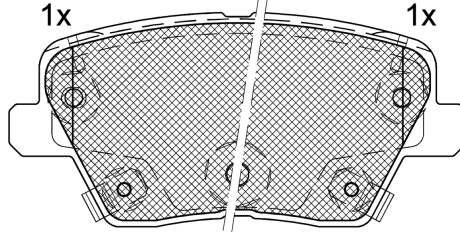
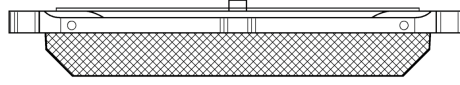
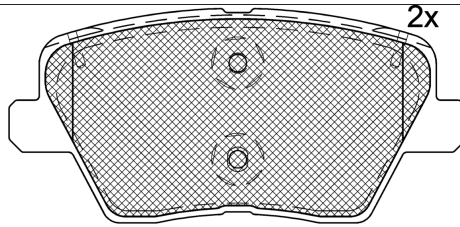
RB2318



Qty: 300

Weight: 1.000

| O.E.M. | MAKE |
|-------------|------|
| 58302-G4A30 | KIA |



1-Ref. 690477 E

RB2318

E 9 90R-02A0111/4997



Mobis

104.7x49x15.5

WVA

22675

22676

22677

Sin Filas



| Trac. | CC | Kw | CV |
|-------|----|----|----|
|-------|----|----|----|



Front / Rear

HYUNDAI

| i30 III (PDE, PD, PDEN) 11.16- | | | | | | | [CAMBIADO]:Fastback (Compact car-C Segment) | | | |
|---------------------------------------|--|---------------|-----|------|-----|-----|--|--|---|--|
| 1.0 T-GDI (G3LC) | | Gasolina | FWD | 998 | 88 | 120 | 11.16- | | * | |
| 1.0 T-GDI (G3LC) | | Gasolina | FWD | 998 | 88 | 120 | 06.17- | | * | |
| 1.4 T-GDI (G4LD) | | Gasolina | FWD | 1353 | 103 | 140 | 11.16-12.20 | | * | |
| 1.4 T-GDI (G4LD) | | Gasolina | FWD | 1353 | 103 | 140 | 06.17- | | * | |
| 1.4 MPI | | Gasolina | FWD | 1368 | 73 | 99 | 11.16- | | * | |
| 1.4 MPI (G4LC) | | Gasolina | FWD | 1368 | 74 | 100 | 11.16-12.20 | | * | |
| 1.5 (G4LG) | | Gasolina | FWD | 1498 | 81 | 110 | 06.20- | | * | |
| 1.0 T-GDI hybrid 48V (G3LC) | | Gasol./el éc. | FWD | 998 | 88 | 120 | 03.20- | | * | |
| 1.0 T-GDI hybrid 48V (G3LC) | | Gasol./el éc. | FWD | 998 | 88 | 120 | 06.20- | | * | |
| 1.5 T-GDI Hybrid 48V (G4LH) | | Gasol./el éc. | FWD | 1482 | 118 | 160 | 03.20- | | * | |
| 1.5 T-GDI Hybrid 48V (G4LH) | | Gasol./el éc. | FWD | 1482 | 118 | 160 | 03.20- | | * | |
| 1.6 CRDi hybrid 48V (D4FE) | | Diesel/el éc. | FWD | 1598 | 100 | 136 | 03.20- | | * | |
| 1.6 CRDi hybrid 48V (D4FE) | | Diesel/el éc. | FWD | 1598 | 100 | 136 | 03.20- | | * | |
| 1.6 CRDI (D4FB) | | Diesel | FWD | 1582 | 70 | 95 | 11.16- | | * | |
| 1.6 CRDI (D4FB) | | Diesel | FWD | 1582 | 81 | 110 | 11.16- | | * | |
| 1.6 CRDI (D4FB) | | Diesel | FWD | 1582 | 100 | 136 | 11.16- | | * | |
| 1.6 CRDI (D4FB) | | Diesel | FWD | 1582 | 100 | 136 | 12.17-01.22 | | * | |
| 1.6 CRDI (D4FE) | | Diesel | FWD | 1598 | 70 | 95 | 08.18- | | * | |
| 1.6 CRDI (D4FE) | | Diesel | FWD | 1598 | 81 | 110 | 08.18- | | * | |
| 1.6 CRDI (D4FE) | | Diesel | FWD | 1598 | 85 | 116 | 08.18- | | * | |

LISTA DE APLICACIONES - BUYERS GUIDE

| | | | | | | | | |
|--|--|------------------|-----|------|-----|-----|-------------|---|
| 1.6 CRDI (D4FE) | | Diesel | FWD | 1598 | 100 | 136 | 08.18- | * |
| 1.6 CRDI | | Diesel | FWD | 1598 | 100 | 136 | 09.18- | * |
| Furgón/hatchback (Compact car-C Segment) | | | | | | | | |
| i30 III (PDE) 11.16- | | | | | | | | |
| 1.0 T-GDI (G3LC) | | Gasolina | FWD | 998 | 88 | 120 | 11.16- | * |
| 1.4 T-GDI (G4LD) | | Gasolina | FWD | 1353 | 103 | 140 | 11.16-12.20 | * |
| [CAMBIADO]:Furgón/Break (Compact car-C Segment) | | | | | | | | |
| i30 III Combi Van (PDE) 03.17- | | | | | | | | |
| 1.0 T-GDI (G3LC) | | Gasolina | FWD | 998 | 88 | 120 | 03.17- | * |
| 1.4 T-GDI (G4LD) | | Gasolina | FWD | 1353 | 103 | 140 | 03.17-12.20 | * |
| 1.6 CRDi VGT (D4FB) | | Diesel | FWD | 1582 | 81 | 110 | 03.17- | * |
| 1.6 CRDi VGT (D4FB) | | Diesel | FWD | 1582 | 100 | 136 | 03.17- | * |
| [CAMBIADO]:Break (Compact car-C Segment) | | | | | | | | |
| i30 III CW (PDE) 03.17- | | | | | | | | |
| 1.0 T-GDI (G3LC) | | Gasolina | FWD | 998 | 88 | 120 | 03.17- | * |
| 1.4 T-GDI (G4LD) | | Gasolina | FWD | 1353 | 103 | 140 | 03.17-12.20 | * |
| 1.4 MPI (G4LC) | | Gasolina | FWD | 1368 | 73 | 100 | 05.17- | * |
| 1.4 MPI | | Gasolina | FWD | 1368 | 74 | 101 | 03.17-12.20 | * |
| 1.5 (G4LG) | | Gasolina | FWD | 1498 | 81 | 110 | 06.20- | * |
| 1.0 T-GDI hybrid 48V (G3LC) | | Gasol./el éc. | FWD | 998 | 88 | 120 | 03.20- | * |
| 1.5 T-GDI Hybrid 48V (G4LH) | | Gasol./el éc. | FWD | 1482 | 118 | 160 | 03.20- | * |
| 1.6 CRDi hybrid 48V (D4FE) | | Diesel/el éc. | FWD | 1598 | 100 | 136 | 03.20- | * |
| 1.6 CRDI (D4FB) | | Diesel | FWD | 1582 | 81 | 110 | 03.17- | * |
| 1.6 CRDI (D4FB) | | Diesel | FWD | 1582 | 94 | 128 | 08.18- | * |
| 1.6 CRDI (D4FB) | | Diesel | FWD | 1582 | 100 | 136 | 03.17- | * |
| 1.6 CRDI (D4FE) | | Diesel | FWD | 1598 | 81 | 110 | 08.18- | * |
| 1.6 CRDI (D4FE) | | Diesel | FWD | 1598 | 85 | 116 | 08.18- | * |
| 1.6 CRDI (D4FE) | | Diesel | FWD | 1598 | 100 | 136 | 08.18- | * |
| KIA | | | | | | | | |
| [CAMBIADO]:Fastback (Compact car-C Segment) | | | | | | | | |
| CEE'D III (CD) 03.18- | | | | | | | | |
| 1.0 T-GDI (G3LC) | | Gasolina | FWD | 998 | 74 | 101 | 09.19- | * |
| 1.0 T-GDI (G3LC) | | Gasolina | FWD | 998 | 88 | 120 | 03.18- | * |
| 1.4 T-GDI (G4LD) | | Gasolina | FWD | 1353 | 103 | 140 | 03.18-12.20 | * |
| 1.4 (G4LC) | | Gasolina | FWD | 1368 | 73 | 99 | 03.18-12.20 | * |
| 1.5 T-GDI | | Gasolina | FWD | 1482 | 103 | 140 | 02.24- | * |
| 1.5 T-GDI | | Gasolina | FWD | 1482 | 118 | 160 | 01.21- | * |
| 1.6 (G4FG) | | Gasolina | FWD | 1591 | 94 | 128 | 03.18- | * |
| 1.6 T-GDI GT (G4FJ) | | Gasolina | FWD | 1591 | 150 | 204 | 10.18- | * |
| 1.4 LPG (G4LC) | | Gasol./Gas (LPG) | FWD | 1368 | 71 | 97 | 12.18-12.20 | * |
| 1.0 T-GDI 100 Eco-Dynamics+ | | Gasol./el éc. | FWD | 998 | 74 | 101 | 01.21- | * |
| 1.0 T-GDI MHEV | | Gasol./el éc. | FWD | 998 | 88 | 120 | 10.21- | * |
| 1.5 T-GDi MHEV | | Gasol./el éc. | FWD | 1482 | 103 | 140 | 02.24- | * |
| 1.5 T-GDI Eco-Dynamics+ | | Gasol./el éc. | FWD | 1482 | 118 | 160 | 01.21- | * |
| 1.6 CRDi 115 Eco-Dynamics+ (D4FE) | | Diesel/el éc. | FWD | 1598 | 85 | 116 | 12.19- | * |
| 1.6 CRDi 136 Eco-Dynamics+ (D4FE) | | Diesel/el éc. | FWD | 1598 | 100 | 136 | 12.19- | * |
| 1.6 CRDi 115 (D4FE) | | Diesel | FWD | 1598 | 85 | 116 | 03.18- | * |
| 1.6 CRDi 136 (D4FE) | | Diesel | FWD | 1598 | 100 | 136 | 03.18- | * |

LISTA DE APLICACIONES - BUYERS GUIDE

| | | | | | [CAMBIADO]:Furgón/Break (Compact car-C Segment) | | | | |
|--|--|------------------|-----|------|--|-----|-------------|---|--|
| CEE'D III Combi Van (CD) 03.18- | | | | | | | | | |
| T-GDI (G3LC) | | Gasolina | FWD | 998 | 88 | 120 | 05.18- | * | |
| 1.4 T-GDI (G4LD) | | Gasolina | FWD | 1353 | 103 | 140 | 04.18-12.20 | * | |
| CRDi 115 (D4FE) | | Diesel | FWD | 1598 | 85 | 116 | 05.18- | * | |
| CRDi 136 (D4FE) | | Diesel | FWD | 1598 | 100 | 136 | 05.18- | * | |
| | | | | | [CAMBIADO]:Break (Compact car-C Segment) | | | | |
| CEE'D III Sport Wagon (CD) 03.18- | | | | | | | | | |
| 1.0 T-GDI (G3LC) | | Gasolina | FWD | 998 | 74 | 101 | 09.19- | * | |
| 1.0 T-GDI (G3LC) | | Gasolina | FWD | 998 | 88 | 120 | 05.18- | * | |
| 1.4 T-GDI (G4LD) | | Gasolina | FWD | 1353 | 103 | 140 | 04.18-12.20 | * | |
| 1.4 (G4LC) | | Gasolina | FWD | 1368 | 73 | 99 | 04.18-12.20 | * | |
| 1.5 T-GDI | | Gasolina | FWD | 1482 | 103 | 140 | 02.24- | * | |
| 1.5 T-GDI | | Gasolina | FWD | 1482 | 118 | 160 | 01.21- | * | |
| 1.6 (G4FG) | | Gasolina | FWD | 1591 | 94 | 128 | 05.18- | * | |
| 1.4 LPG (G4LC) | | Gasol./Gas (LPG) | FWD | 1368 | 71 | 97 | 12.18-12.20 | * | |
| 1.0 T-GDI 100 Eco-Dynamics+ | | Gasol./el éc. | FWD | 998 | 74 | 101 | 04.22- | * | |
| 1.0 T-GDi Eco-Dynamics+ | | Gasol./el éc. | FWD | 998 | 88 | 120 | 07.21- | * | |
| 1.5 T-GDi MHEV | | Gasol./el éc. | FWD | 1482 | 103 | 140 | 02.24- | * | |
| 1.5 T-GDI Eco-Dynamics+ | | Gasol./el éc. | FWD | 1482 | 118 | 160 | 01.21- | * | |
| 1.6 CRDi 115 Eco-Dynamics+ (D4FE) | | Diesel/el éc. | FWD | 1598 | 85 | 116 | 12.19- | * | |
| 1.6 CRDi 136 Eco-Dynamics+ (D4FE) | | Diesel/el éc. | FWD | 1598 | 100 | 136 | 12.19- | * | |
| 1.6 CRDi 115 (D4FE) | | Diesel | FWD | 1598 | 85 | 116 | 05.18- | * | |
| 1.6 CRDi 136 (D4FE) | | Diesel | FWD | 1598 | 100 | 136 | 05.18- | * | |
| | | | | | Furgón/hatchback (Compact car-C Segment) | | | | |
| CEE'D III Van (CD) 03.18- | | | | | | | | | |
| T-GDI (G3LC) | | Gasolina | FWD | 998 | 88 | 120 | 03.18- | * | |
| 1.4 T-GDI (G4LD) | | Gasolina | FWD | 1353 | 103 | 140 | 03.18-12.20 | * | |
| T-GDI GT (G4FJ) | | Gasolina | FWD | 1591 | 150 | 204 | 10.18- | * | |
| CRDi 115 (D4FE) | | Diesel | FWD | 1598 | 85 | 116 | 03.18- | * | |
| CRDi 136 (D4FE) | | Diesel | FWD | 1598 | 100 | 136 | 03.18- | * | |
| | | | | | [CAMBIADO]:Break (Compact car-C Segment) | | | | |
| PRO CEE'D III (CD) 10.18- | | | | | | | | | |
| 1.0 T-GDI | | Gasolina | FWD | 998 | 73 | 99 | 02.24- | * | |
| 1.0 T-GDI (G3LC) | | Gasolina | FWD | 998 | 88 | 120 | 10.18- | * | |
| 1.4 T-GDI (G4LD) | | Gasolina | FWD | 1353 | 103 | 140 | 10.18-12.20 | * | |
| 1.5 T-GDI | | Gasolina | FWD | 1482 | 103 | 140 | 02.24- | * | |
| 1.5 T-GDI | | Gasolina | FWD | 1482 | 118 | 160 | 01.21- | * | |
| 1.6 T-GDI (G4FJ) | | Gasolina | FWD | 1591 | 147 | 200 | 10.18- | * | |
| 1.6 T-GDI GT (G4FJ) | | Gasolina | FWD | 1591 | 150 | 204 | 10.18- | * | |
| 1.5 T-GDi MHEV | | Gasol./el éc. | FWD | 1482 | 103 | 140 | 02.24- | * | |
| 1.5 T-GDI Eco-Dynamics+ | | Gasol./el éc. | FWD | 1482 | 118 | 160 | 01.21- | * | |
| 1.6 CRDi 136 Eco-Dynamics+ (D4FE) | | Diesel/el éc. | FWD | 1598 | 100 | 136 | 12.19- | * | |
| 1.6 CRDi 136 (D4FE) | | Diesel | FWD | 1598 | 100 | 136 | 10.18- | * | |
| | | | | | [CAMBIADO]:Furgón/Break (Compact car-C Segment) | | | | |
| PRO CEE'D III (CD) 10.18- | | | | | | | | | |
| 1.4 T-GDI (G4LD) | | Gasolina | FWD | 1353 | 103 | 140 | 10.18-12.20 | * | |
| 1.6 T-GDI GT (G4FJ) | | Gasolina | FWD | 1591 | 150 | 204 | 10.18- | * | |
| 1.6 CRDi 136 (D4FE) | | Diesel | FWD | 1598 | 100 | 136 | 10.18- | * | |

LISTA DE APLICACIONES - BUYERS GUIDE

| XCEED (CD) 06.19- | | | | | Furgoneta/SUV (Compact SUV-J Segment) | | | |
|-----------------------------------|------------------|-----|------|-----|--|-------------|---|--|
| 1.4 T-GDI (G4LD) | Gasolina | FWD | 1353 | 103 | 140 | 06.19-12.20 | * | |
| 1.6 T-GDI (G4FJ) | Gasolina | FWD | 1591 | 150 | 204 | 06.19- | * | |
| 1.6 CRDI (D4FE) | Diesel | FWD | 1598 | 100 | 136 | 06.19- | * | |
| XCEED (CD) 06.19- | | | | | SUV (Compact SUV-J Segment) | | | |
| 1.0 T-GDI | Gasolina | FWD | 998 | 74 | 101 | 02.24- | * | |
| 1.0 T-GDI (G3LC) | Gasolina | FWD | 998 | 88 | 120 | 06.19- | * | |
| 1.4 T-GDI (G4LD) | Gasolina | FWD | 1353 | 103 | 140 | 06.19-12.20 | * | |
| 1.5 T-GDI | Gasolina | FWD | 1482 | 103 | 140 | 02.24- | * | |
| 1.5 T-GDI | Gasolina | FWD | 1482 | 118 | 160 | 01.21- | * | |
| 1.6 T-GDI (G4FJ) | Gasolina | FWD | 1591 | 147 | 200 | 09.19- | * | |
| 1.6 T-GDI (G4FJ) | Gasolina | FWD | 1591 | 150 | 204 | 06.19- | * | |
| 1.0 T-GDi LPG | Gasol./Gas (LPG) | FWD | 998 | 86 | 117 | 05.21- | * | |
| 1.0 T-GDI MHEV | Gasol./el éc. | FWD | 998 | 88 | 120 | 08.21- | * | |
| 1.5 T-GDi MHEV | Gasol./el éc. | FWD | 1482 | 103 | 140 | 02.24- | * | |
| 1.5 T-GDi MHEV | Gasol./el éc. | FWD | 1482 | 118 | 160 | 01.21- | * | |
| 1.6 CRDi 115 Eco-Dynamics+ (D4FE) | Diesel/el éc. | FWD | 1598 | 85 | 116 | 12.19- | * | |
| 1.6 CRDi 136 Eco-Dynamics+ (D4FE) | Diesel/el éc. | FWD | 1598 | 100 | 136 | 12.19- | * | |
| 1.6 CRDi 115 (D4FE) | Diesel | FWD | 1598 | 85 | 116 | 06.19- | * | |
| 1.6 CRDi 136 (D4FE) | Diesel | FWD | 1598 | 100 | 136 | 06.19- | * | |