

LISTA DE APLICACIONES - BUYERS GUIDE

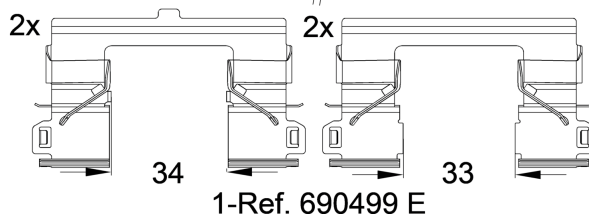
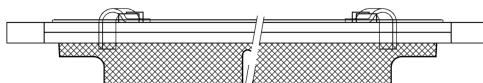
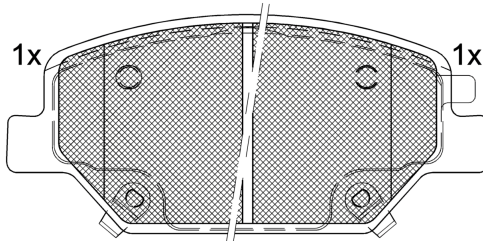
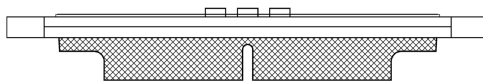
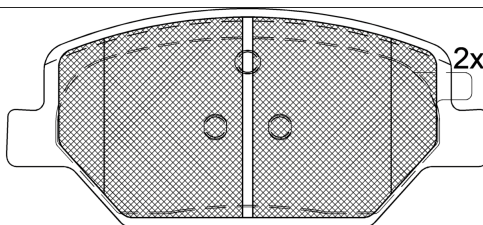
RB2317



Qty: 300

Weight: 2.065

O.E.M.	MAKE
2314 5358	BUICK (SGM)
2330 3281	CHEVROLET
84 120 877	VAUXHALL
8425 9368	BUICK (SGM)
8432 8264	BUICK
8437 8582	CADILLAC



RB2317

90R-02A0111/4899



Ate - Teves

141.95x64.5x19.3

WVA	FMSI
22138	D1886-9114
22139	
22140	

Sin Filas



Trac.	CC	Kw	CV			Front / Rear
-------	----	----	----	--	--	--------------

BUICK

ENVISION (X_26) 03.16-						Closed SUV (Compact SUV-J Segment)		
2.0	Gasolina	FWD	1998	188	256	03.16-		*
2.5 Flex	Gasolina	FWD	2457	147	200	05.16-		*

BUICK (SGM)

ENVISION (CP4) 10.14-						Closed SUV (Compact SUV-J Segment)		
20T 1.5	Gasolina	FWD	1490	124	169	04.15-		*
20T 1.5 4WD	Gasolina	4WD	1490	124	169	04.15-		*
2.0 Alas 4 ruedas	Gasolina	FWD	1998	191	260	10.14-		*

LACROSSE III 04.10-						Sedán (Executive car-E Segment)		
2.0 Turbo	Gasolina	FWD	1998	162	220	01.11-		*
2.0 Turbo	Gasolina	FWD	1998	187	254	06.13-		*
2.4	Gasolina	FWD	2384	137	186	01.11-		*
2.4 Hybrid	Gasol./el éc.	FWD	2384	137	186	08.11-		*

REGAL III (EG7) 07.17-						Sedán (Large family car-D Segment)		
20t	Gasolina	FWD	1490	125	170	07.17-		*
28T	Gasolina	FWD	10998	192	261	07.17-		*
30 H	Gasol./el éc.	FWD	1796	94	128	07.17-		*

CADILLAC

XT4 03.18-						SUV (Luxury Crossover SUV-J Segment)		
2.0 (LSY)	Gasolina	FWD	1998	177	241	03.18-		*
2.0 AWD (LSY)	Gasolina	4WD	1998	177	241	03.18-		*

LISTA DE APLICACIONES - BUYERS GUIDE

CHEVROLET								
CAMARO VI 09.15-					Cabrio (Pony car-F Segment)			
2.0 Turbo (LTG)	Gasolina	RWD	1998	202	275	08.16-	*	
CAMARO VI 09.15-					Coupé (Pony car-F Segment)			
2.0 Turbo	Gasolina	RWD	1998	175	238	01.16-	*	
2.0 Turbo (LTG)	Gasolina	RWD	1998	202	275	08.16-	*	
HOLDEN								
COMMODORE (ZB) 10.17-					[CAMBIADO]:Break (Executive car-E Segment)			
2.0	Gasolina	FWD	1998	191	260	10.17-	*	
3.6 V6	Gasolina	FWD	3640	235	320	10.17-	*	
COMMODORE (ZB) 10.17-					[CAMBIADO]:Fastback (Executive car-E Segment)			
2.0	Gasolina	FWD	1998	191	260	10.17-	*	
3.6 V6	Gasolina	FWD	3640	235	320	10.17-	*	
2.0 D	Diesel	FWD	1956	125	170	10.17-	*	
2.0 D	Diesel	FWD	1956	125	170	10.17-	*	
OPEL								
INSIGNIA B Country Tourer (Z18) 06.17-					[CAMBIADO]:Break (Executive car-E Segment)			
1.5 (47) (B 15 SFT)	Gasolina	FWD	1490	121	165	06.17-	*	
1.5 (47) (D 15 SFT)	Gasolina	FWD	1490	121	165	06.17-	*	
1.6 Turbo (47) (D 16 SHT)	Gasolina	FWD	1598	147	200	06.18-	*	
2.0 4x4 (47) (B 20 NFT)	Gasolina	4WD	1998	191	260	06.17-	*	
2.0 4x4 (47) (D 20 NFT)	Gasolina	4WD	1998	191	260	06.17-	*	
2.0 CDTi (47) (D 20 DTH)	Diesel	FWD	1956	125	170	06.17-	*	
2.0 CDTi 4x4 (47) (D 20 DTH)	Diesel	4WD	1956	125	170	06.17-	*	
2.0 BiTurbo Diesel 4x4 (68) (D 20 DTR)	Diesel	4WD	1956	154	210	01.18-	*	
INSIGNIA B Grand Sport (Z18) 03.17-					[CAMBIADO]:Fastback (Executive car-E Segment)			
1.4 Turbo (68) (F 14 SHL)	Gasolina	FWD	1342	107	145	04.20-	*	
1.4 Turbo (68) (F 14 SHT)	Gasolina	FWD	1342	107	145	04.20-	*	
1.5 (68) (B 15 SFL)	Gasolina	FWD	1490	103	140	03.17-	*	
1.5 (68) (D 15 SFL)	Gasolina	FWD	1490	103	140	03.17-	*	
1.5 (68) (B 15 SFT)	Gasolina	FWD	1490	121	165	03.17-	*	
1.5 (68) (D 15 SFT)	Gasolina	FWD	1490	121	165	03.17-	*	
1.6 Turbo (68) (D 16 SHT)	Gasolina	FWD	1598	147	200	06.18-	*	
2.0 (68)	Gasolina	FWD	1998	147	200	04.20-	*	
2.0 GSi 4x4 (68)	Gasolina	4WD	1998	169	230	04.20-	*	
2.0 4x4 (68) (B 20 NFT)	Gasolina	4WD	1998	191	260	03.17-	*	
2.0 4x4 (68) (D 20 NFT)	Gasolina	4WD	1998	191	260	03.17-	*	
1.5 CDTi (68) (F 15 DVH)	Diesel	FWD	1496	90	122	02.20-	*	
1.6 CDTi (68) (B 16 DTE)	Diesel	FWD	1598	81	110	03.17-	*	
1.6 CDTi (68) (D 16 DTE)	Diesel	FWD	1598	81	110	03.17-	*	
1.6 CDTi (68) (D 16 DTN)	Diesel	FWD	1598	81	110	03.17-	*	
1.6 CDTi (68) (B 16 DTH)	Diesel	FWD	1598	100	136	03.17-	*	
1.6 CDTi (68) (D 16 DTH)	Diesel	FWD	1598	100	136	03.17-	*	
2.0 CDTi (68) (B 20 DTH)	Diesel	FWD	1956	125	170	03.17-	*	
2.0 CDTi (68) (D 20 DTH)	Diesel	FWD	1956	125	170	03.17-	*	
2.0 CDTi 4x4 (68) (D 20 DTH)	Diesel	4WD	1956	125	170	03.17-	*	
2.0 CDTi (68)	Diesel	FWD	1956	128	174	04.20-	*	
2.0 CDTi 4x4 (68)	Diesel	4WD	1956	128	174	04.20-	*	

LISTA DE APLICACIONES - BUYERS GUIDE

2.0 BiTurbo Diesel 4x4 (68) (D 20 DTR)	Diesel	4WD	1956	154	210	03.17-	*
INSIGNIA B Sports Tourer (Z18) 03.17-				[CAMBIADO]:Break (Executive car-E Segment)			
1.5 (35) (B 15 SFL)	Gasolina	FWD	1490	103	140	03.17-	*
1.5 (35) (D 15 SFL)	Gasolina	FWD	1490	103	140	03.17-	*
1.5 (35) (B 15 SFT)	Gasolina	FWD	1490	121	165	03.17-	*
1.5 (35) (D 15 SFT)	Gasolina	FWD	1490	121	165	03.17-	*
1.6 Turbo (35) (D 16 SHT)	Gasolina	FWD	1598	147	200	06.18-	*
2.0 (35)	Gasolina	FWD	1998	147	200	04.20-	*
2.0 4x4 (35)	Gasolina	4WD	1998	169	230	04.20-	*
2.0 4x4 (35) (B 20 NFT)	Gasolina	4WD	1998	191	260	03.17-	*
2.0 4x4 (35) (D 20 NFT)	Gasolina	4WD	1998	191	260	03.17-	*
1.5 CDTi (35) (F 15 DVH)	Diesel	FWD	1496	90	122	02.20-	*
1.6 CDTi (35) (B 16 DTE)	Diesel	FWD	1598	81	110	03.17-	*
1.6 CDTi (35) (D 16 DTE)	Diesel	FWD	1598	81	110	03.17-	*
1.6 CDTi (35) (D 16 DTN)	Diesel	FWD	1598	81	110	03.17-	*
1.6 CDTi (35) (B 16 DTH)	Diesel	FWD	1598	100	136	03.17-	*
1.6 CDTi (35) (D 16 DTH)	Diesel	FWD	1598	100	136	03.17-	*
2.0 CDTi (35) (B 20 DTH)	Diesel	FWD	1956	125	170	03.17-	*
2.0 CDTi (35) (D 20 DTH)	Diesel	FWD	1956	125	170	03.17-	*
2.0 CDTi 4x4 (35) (D 20 DTH)	Diesel	4WD	1956	125	170	03.17-	*
2.0 BiTurbo Diesel 4x4 (68) (D 20 DTR)	Diesel	4WD	1956	154	210	03.17-	*
2.0 CDTi (35)	Diesel	FWD	1995	128	174	04.20-	*
INSIGNIA B Sports Tourer Combi Van (Z18) 03.17-				[CAMBIADO]:Furgón/Break (Executive car-E Segment)			
CDTi ECOTEC (B 16 DTH)	Diesel	FWD	1598	100	136	03.17-	*
CDTi ECOTEC (D 16 DTH)	Diesel	FWD	1598	100	136	03.17-	*
VAUXHALL							
INSIGNIA Mk II (B) (Z18) 03.17-				[CAMBIADO]:Fastback (Executive car-E Segment)			
1.5 (68) (B 15 SFL)	Gasolina	FWD	1490	103	140	03.17-	*
1.5 (68) (D 15 SFL)	Gasolina	FWD	1490	103	140	03.17-	*
1.5 (68) (B 15 SFT)	Gasolina	FWD	1490	121	165	03.17-	*
1.5 (68) (D 15 SFT)	Gasolina	FWD	1490	121	165	03.17-	*
1.6 Turbo (68) (D 16 SHT)	Gasolina	FWD	1598	147	200	06.18-	*
2.0 4x4 (68) (B 20 NFT)	Gasolina	4WD	1998	191	260	03.17-	*
1.6 D (68) (B 16 DTE)	Diesel	FWD	1598	81	110	03.17-	*
1.6 D (68) (D 16 DTE)	Diesel	FWD	1598	81	110	03.17-	*
1.6 D (68) (D 16 DTN)	Diesel	FWD	1598	81	110	03.17-	*
1.6 D (68) (B 16 DTH)	Diesel	FWD	1598	100	136	03.17-	*
1.6 D (68) (D 16 DTH)	Diesel	FWD	1598	100	136	03.17-	*
2.0 D (68) (B 20 DTH)	Diesel	FWD	1956	125	170	03.17-	*
2.0 D (68) (D 20 DTH)	Diesel	FWD	1956	125	170	03.17-	*
2.0 GSi 4x4 (68) (D 20 DTR)	Diesel	4WD	1956	154	209	07.17-	*
2.0 D 4x4 (68)	Diesel	4WD	1995	128	174	02.20-	*
INSIGNIA Mk II (B) Country Tourer (Z18) 03.17-				[CAMBIADO]:Break (Executive car-E Segment)			
2.0 D (47) (D 20 DTH)	Diesel	FWD	1956	125	170	03.17-	*
2.0 D 4x4 (47) (B 20 DTH)	Diesel	4WD	1956	125	170	09.17-	*
2.0 D 4x4 (47) (D 20 DTH)	Diesel	4WD	1956	125	170	09.17-	*
2.0 GSi 4x4 (47) (D 20 DTR)	Diesel	4WD	1956	154	209	07.17-	*

LISTA DE APLICACIONES - BUYERS GUIDE

INSIGNIA Mk II (B) Sports Tourer (Z18) 03.17-					[CAMBIADO]:Break (Executive car-E Segment)			
1.5 (35) (B 15 SFL)		Gasolina	FWD	1490	103	140	03.17-	*
1.5 (35) (D 15 SFL)		Gasolina	FWD	1490	103	140	03.17-	*
1.5 (35) (B 15 SFT)		Gasolina	FWD	1490	121	165	03.17-	*
1.5 (35) (D 15 SFT)		Gasolina	FWD	1490	121	165	03.17-	*
1.6 Turbo (35) (D 16 SHT)		Gasolina	FWD	1598	147	200	06.18-	*
2.0 4x4 (35) (B 20 NFT)		Gasolina	4WD	1998	191	260	03.17-	*
1.6 D (35) (B 16 DTE)		Diesel	FWD	1598	81	110	03.17-	*
1.6 D (35) (D 16 DTE)		Diesel	FWD	1598	81	110	03.17-	*
1.6 D (35) (D 16 DTN)		Diesel	FWD	1598	81	110	03.17-	*
1.6 D (35) (B 16 DTH)		Diesel	FWD	1598	100	136	03.17-	*
1.6 D (35) (D 16 DTH)		Diesel	FWD	1598	100	136	03.17-	*
2.0 D (35) (B 20 DTH)		Diesel	FWD	1956	125	170	03.17-	*
2.0 D (35) (D 20 DTH)		Diesel	FWD	1956	125	170	03.17-	*
2.0 GSi 4x4 (35) (D 20 DTR)		Diesel	4WD	1956	154	209	07.17-	*