

LISTA DE APLICACIONES - BUYERS GUIDE

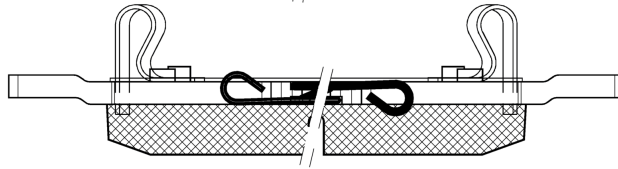
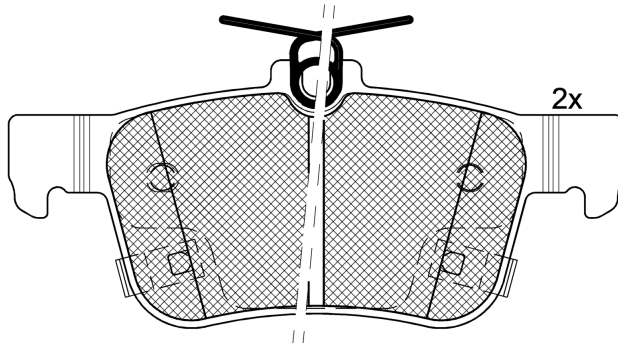
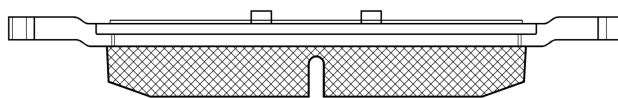
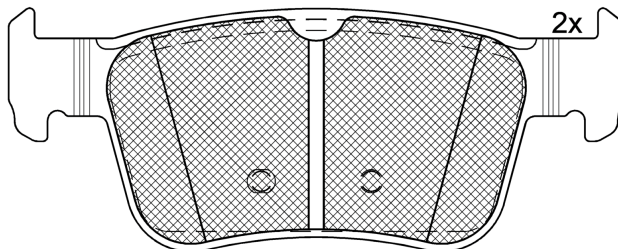
RB2315



Qty: 300

Weight: 915

O.E.M.	MAKE
43022-T20-A01	HONDA
43022-TBA-A02	HONDA
43022-TBA-A03	HONDA
43022-TGN-G02	HONDA
43022-TJB-A02	HONDA



RB2315

E 9 90R-02A0111/5296



Ate - Teves

122.5x48.5x15.2
122.5x53.3x15.2

WVA	FMSI
22429	D1878-9106
22430	
22431	

Sin Filas



Trac.	CC	Kw	CV	Front / Rear
-------	----	----	----	--------------

HAVAL

								SUV ()
F5 09.18-								
1.5 (GW4G15F)	Gasolina	FWD	1497	110	150	04.20-		*
1.5 GDiT (GW4B15,GW4B15A)	Gasolina	FWD	1499	124	169	09.18-		*

								SUV ()
H4 03.18-								
1.2 GDiT (GW4B13)	Gasolina	FWD	1342	102	139	03.18-		*
1.5	Gasolina	FWD	1497	110	150	10.19-		*
1.5 GDiT (GW4B15,GW4B15A)	Gasolina	FWD	1499	124	169	03.18-		*

HONDA

								[CAMBIADO]:Fastback (Compact car-C Segment)
CIVIC X (FC_, FK_) 09.16-								
1.0 VTEC (P10A2)	Gasolina	FWD	988	93	126	07.18-12.22		*
1.0 VTEC (FK6) (P10A2)	Gasolina	FWD	988	95	129	02.17-12.22		*
1.5 VTEC (FK7) (L15B7)	Gasolina	FWD	1498	125	170	01.17-		*
1.5 VTEC (FK7) (L15B7)	Gasolina	FWD	1498	127	173	03.17-		*
1.5 VTEC (FK7) (L15B7)	Gasolina	FWD	1498	134	182	02.17-12.22		*
2.0	Gasolina	FWD	1996	118	160	09.16-		*
2.0 Type-R (FK8) (K20C1)	Gasolina	FWD	1996	228	310	09.17-12.21		*
2.0 Type-R (FK8) (K20C1)	Gasolina	FWD	1996	235	320	06.17-12.22		*
1.6 i-DTEC (FK9) (N16A1)	Diesel	FWD	1597	88	120	01.18-12.22		*

								Sedán (Compact car-C Segment)
CIVIC X (FC_) 09.15-								
1.0 iVTEC (FC9) (P10A4)	Gasolina	FWD	988	93	126	07.18-12.22		*
1.5 RS Turbo (FC1) (L15B7)	Gasolina	FWD	1498	127	173	06.16-08.22		*
1.5 RS Turbo (FC1) (L15BB)	Gasolina	FWD	1498	127	173	06.16-08.22		*
1.5 (FC1)	Gasolina	FWD	1498	130	177	09.15-12.21		*

LISTA DE APLICACIONES - BUYERS GUIDE

1.5 VTEC (FC1) (L15B7)	Gasolina	FWD	1498	134	182	08.16-12.22	*	
1.5 VTEC (FC1) (L15BB)	Gasolina	FWD	1498	134	182	08.16-12.22	*	
1.6 i-VTEC (FC5) (R16B1)	Gasolina	FWD	1597	92	125	09.16-12.22	*	
1.6 i-VTEC (FC5) (R16B2)	Gasolina	FWD	1597	92	125	09.16-12.22	*	
1.8 (FC6)	Gasolina	FWD	1799	104	141	06.16-	*	
2.0 (FC2) (K20C2)	Gasolina	FWD	1996	118	160	09.15-12.21	*	
1.6 i-VTEC LPG (R16B1)	Gasol./Gas (LPG)	FWD	1597	92	125	01.19-12.22	*	
1.6 i-DTEC (FC8) (N16A1)	Diesel	FWD	1597	88	120	05.18-12.22	*	
e (ZC7_) 09.19-					[CAMBIADO]:Fastback (Supermini car-B Segment)			
Electric (ZC7) (MCF51)	Eléctrico	RWD		100	136	09.19-	*	
Electric Advance (ZC7) (MCF51)	Eléctrico	RWD		113	154	09.19-	*	
HONDA (DONGFENG)								
CIVIC X (FC_) 04.16-					Sedán (Compact car-C Segment)			
180TURBO	Gasolina	FWD	988	92	125	11.16-	*	
220TURBO	Gasolina	FWD	1498	130	177	04.16-	*	
ENVIX (FS_) 04.19-					Sedán ()			
1.0 180 TURBO (P10A5)	Gasolina	FWD	988	90	122	04.19-	*	
HEV (LEB42)	Gasol./eléc.	FWD	1498	80	109	09.20-	*	
HEV (LEB42)	Gasol./eléc.	FWD	1498	113	154	09.20-	*	
HONDA (GAC)								
CRIDER (FS_) 09.18-					Sedán ()			
180TURBO	Gasolina	FWD	988	90	122	09.18-	*	
WEY								
VV5 08.17-					SUV ()			
1.5 GDiT (GW4B15A)	Gasolina	FWD	1499	124	169	05.19-	*	
1.5 (E15BA)	Gasolina	FWD	1499	126	171	10.19-	*	
2.0 Alas 4 ruedas (GW4C20NT)	Gasolina	4WD	1967	145	197	10.18-	*	
2.0 Alas 4 ruedas (GW4C20B)	Gasolina	4WD	1967	165	224	05.19-	*	
VV6 08.18-					SUV ()			
2.0 (GW4C20NT)	Gasolina	FWD	1967	145	197	08.18-	*	
2.0 Alas 4 ruedas (GW4C20NT)	Gasolina	4WD	1967	145	197	08.18-	*	
2.0 Alas 4 ruedas (GW4C20B)	Gasolina	4WD	1967	165	224	05.19-	*	
2.0 Alas 4 ruedas (E20CG)	Gasolina	4WD	1967	167	227	07.19-	*	
VV7 04.17-					SUV ()			
2.0 (E20CB,GW4C20B)	Gasolina	FWD	1967	167	227	05.19-	*	
2.0 (GW4C20A)	Gasolina	FWD	1967	172	234	04.17-	*	
PHEV A las 4 ruedas (E20CB)	Gasol./eléc.	4WD	1967	167	227	11.19-	*	