

LISTA DE APLICACIONES - BUYERS GUIDE

RB2283

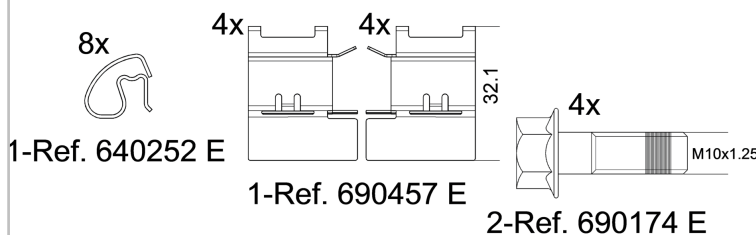
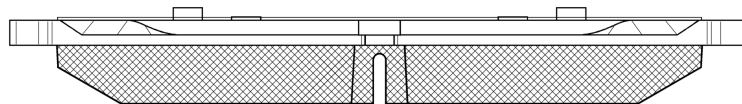
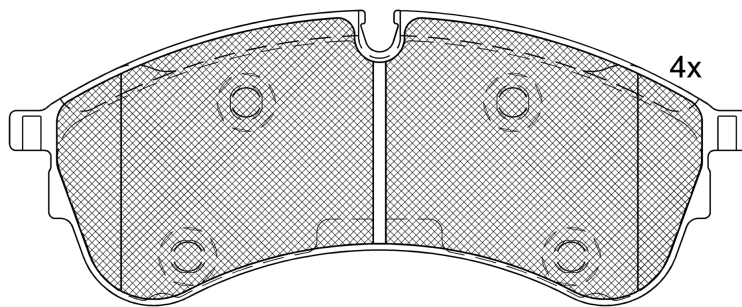


8 424073 171306

Qty: 300

Weight: 2.935

O.E.M.	MAKE
2N0 698 151 A	VW
65508206001	MAN



RB2283



90R-02A0111/5079



Chassis Brake Int. (Bosch)

177.55x70.8x20.7

WVA	FMSI
22178	D2248-9484
Sin Filas	



Trac.	CC	Kw	CV	
				Front / Rear

MAN

TGE 02.17-

[CAMBIADO]:Furgón (LCVs-N1 Segment)

eTGE (35V, UXB) (EBHA)	Eléctrico	FWD		100	136	07.18-	*
2.0 TDI (01V, 03V, 36V, UYB, UYC, UYD) (DAUB)	Diesel	FWD	1968	75	102	02.17-06.24	*
2.0 TDI RWD (11V, 12V, 33V, 34V, UYB, UYC, UYD) (DASA)	Diesel	RWD	1968	90	122	08.17-12.21	*
2.0 TDI (01V, 03V, 36V, UYB, UYC, UYD) (DAUA)	Diesel	FWD	1968	103	140	02.17-	*
2.0 TDI AWD (02V, 04V, 37V, UYB, UYC, UYD) (DAUA)	Diesel	4WD	1968	103	140	04.17-	*
2.0 TDI RWD (11V, 12V, UYB, UYC, UYD) (DASB)	Diesel	RWD	1968	103	140	10.17-	*
2.0 TDI (UYB, UYC, UYD, 01V, 09V, 03V, 10V)	Diesel	FWD	1968	120	163	11.22-	*
2.0 TDI AWD (UYB, UYC, UYD, 02V, 04V)	Diesel	4WD	1968	120	163	11.22-	*
2.0 TDI RWD (UYB, UYC, UYD, 11V, 12V, 33V)	Diesel	RWD	1968	120	163	03.23-	*
2.0 TDI (01V, 03V, 36V, UYB, UYC, UYD) (DAVA)	Diesel	FWD	1968	130	177	02.17-	*
2.0 TDI AWD (02V, 04V, 37V, UYB, UYC, UYD) (DAVA)	Diesel	4WD	1968	130	177	03.17-	*
2.0 TDI RWD (11V, 12V, 33V, 34V, UYB, UYC, UYD) (DAWA)	Diesel	RWD	1968	130	177	05.17-06.24	*

TGE 02.17-

Bus (Minibus-M2-Segment)

2.0 TDI (DAUB)	Diesel	FWD	1968	75	102	02.17-06.24	*
2.0 TDI RWD	Diesel	RWD	1968	90	122	01.19-12.21	*
2.0 TDI (DAUA)	Diesel	FWD	1968	103	140	02.17-	*
2.0 TDI AWD (DAUA)	Diesel	4WD	1968	103	140	02.17-	*
2.0 TDI (DAVA)	Diesel	FWD	1968	130	177	02.17-	*
2.0 TDI AWD (DAVA)	Diesel	4WD	1968	130	177	02.17-	*
2.0 TDI RWD (DAVA)	Diesel	RWD	1968	130	177	02.17-06.24	*

LISTA DE APLICACIONES - BUYERS GUIDE

TGE (UZ_) 11.16-					Caja/Chasis (LCVs-N1 Segment)			
2.0 TDI (DAUB)	Diesel	FWD	1968	75	102	11.16-06.24	*	
2.0 TDI RWD (DASA)	Diesel	RWD	1968	90	122	08.17-12.21	*	
2.0 TDI (UZB, UZC, 08V, UZH, UZI, 10V, UZO, UZP, 21V,... (DAUA)	Diesel	FWD	1968	103	140	11.16-	*	
2.0 TDI AWD (UZB, UZC, 15V, UZH, UZI, 19V, UZO, UZP,... (DAUA)	Diesel	4WD	1968	103	140	11.17-	*	
2.0 TDI RWD (UZB, UZC, UZH, UZI, UZO, UZP, 14V, 18V, 22V... (DASB)	Diesel	RWD	1968	103	140	11.17-	*	
2.0 TDI (UZB, UZC, UZH, UZI, UZO, UZP, UZJ, UZK, 14V,...	Diesel	FWD	1968	120	163	11.22-	*	
2.0 TDI AWD (UZB, UZC, UZH, UZI, UZO, UZP, 15V, 19V)	Diesel	4WD	1968	120	163	11.22-	*	
2.0 TDI RWD (UZB, UZC, UZH, UZI, UZO, UZP, 14V, 18V, 22V...	Diesel	RWD	1968	120	163	03.23-	*	
2.0 TDI (DAVA)	Diesel	FWD	1968	130	177	11.16-	*	
2.0 TDI AWD (DAVA)	Diesel	4WD	1968	130	177	11.17-	*	
2.0 TDI RWD (DAWA)	Diesel	RWD	1968	130	177	07.17-06.24	*	
VW								
CRAFTER II (SY_, SX_) 09.16-					[CAMBIADO]:Furgón (LCVs-N1 Segment)			
e-Crafter FWD (SXB) (EBHA)	Eléctrico	FWD		100	136	07.18-	*	
2.0 TDI FWD (SYB, SYC, SYD) (DAUB)	Diesel	FWD	1968	75	102	09.16-06.24	*	
2.0 TDI RWD (SYB, SYC, SYD) (DASC)	Diesel	RWD	1968	80	109	05.17-06.24	*	
2.0 TDI RWD (SYB, SYC, SYD) (DASA)	Diesel	RWD	1968	90	122	08.17-12.21	*	
2.0 TDI 4motion (SYB, SYC, SYD) (DAUA)	Diesel	4WD	1968	103	140	04.17-	*	
2.0 TDI FWD (SYB, SYC, SYD) (DAUA)	Diesel	FWD	1968	103	140	09.16-	*	
2.0 TDI RWD (SYB, SYC, SYD) (DASB)	Diesel	RWD	1968	103	140	10.17-	*	
2.0 TDI 4motion (SYB, SYC, SYD)	Diesel	4WD	1968	120	163	11.22-	*	
2.0 TDI FWD (SYB, SYC, SYD)	Diesel	FWD	1968	120	163	11.22-	*	
2.0 TDI RWD (SYB, SYC, SYD)	Diesel	RWD	1968	120	163	03.23-	*	
2.0 TDI 4motion (SYB, SYC, SYD) (DAVA)	Diesel	4WD	1968	130	177	03.17-	*	
2.0 TDI FWD (SYB, SYC, SYD) (DAVA)	Diesel	FWD	1968	130	177	09.16-	*	
2.0 TDI RWD (SYB, SYC, SYD) (DAWA)	Diesel	RWD	1968	130	177	05.17-06.24	*	
CRAFTER II (SYI, SYJ) 09.16-					Bus (Minibus-M2-Segment)			
2.0 TDI FWD (DAUB)	Diesel	FWD	1968	75	102	10.16-06.24	*	
2.0 TDI 4motion (DAUA)	Diesel	4WD	1968	103	140	04.17-	*	
2.0 TDI FWD (DAUA)	Diesel	FWD	1968	103	140	09.16-	*	
2.0 TDI 4motion (DAVA)	Diesel	4WD	1968	130	177	03.17-	*	
2.0 TDI FWD (DAVA)	Diesel	FWD	1968	130	177	09.16-	*	
CRAFTER II (SZ_) 11.16-					Caja/Chasis (LCVs-N1 Segment)			
2.0 TDI FWD (SZB, SZC, SZH, SZI, SZJ, SZK, SZO, SZP, SZS... (DAUB)	Diesel	FWD	1968	75	102	11.16-06.24	*	
2.0 TDI RWD (SZB, SZC, SZD, SZO, SZP, SZQ, SZU, SZV) (DASC)	Diesel	RWD	1968	80	109	11.16-06.24	*	
2.0 TDI RWD (SZB, SZC, SZD, SZO, SZP, SZQ, SZU, SZV) (DASA)	Diesel	RWD	1968	90	122	08.17-12.21	*	
2.0 TDI 4motion (SZB, SZC, SZH, SZI, SZO, SZP, SZU, SZV) (DAUA)	Diesel	4WD	1968	103	140	11.17-	*	
2.0 TDI FWD (SZB, SZC, SZH, SZI, SZJ, SZK, SZO, SZP, SZS... (DAUA)	Diesel	FWD	1968	103	140	11.16-	*	
2.0 TDI RWD (SZB, SZC, SZD, SZO, SZP, SZQ, SZU, SZV) (DASB)	Diesel	RWD	1968	103	140	11.17-	*	
2.0 TDI 4motion (SZB, SZC, SZH, SZI, SZO, SZP, SZU, SZV)	Diesel	4WD	1968	120	163	11.22-	*	
2.0 TDI FWD (SZB, SZC, SZH, SZI, SZJ, SZK, SZO, SZP, SZS...	Diesel	FWD	1968	120	163	11.22-	*	
2.0 TDI RWD (SZB, SZC, SZD, SZO, SZP, SZQ, SZU, SZV)	Diesel	RWD	1968	120	163	03.23-	*	

LISTA DE APLICACIONES - BUYERS GUIDE

2.0 TDI 4motion (SZB, SZC, SZH, SZI, SZO, SZP, SZU, SZV) (DAVA)	Diesel	4WD	1968	130	177	11.17-	*
2.0 TDI FWD (SZB, SZC, SZH, SZI, SZJ, SZK, SZO, SZP, SZS... (DAVA)	Diesel	FWD	1968	130	177	11.16-	*
2.0 TDI RWD (SZB, SZC, SZD, SZO, SZP, SZQ, SZU, SZV) (DAVA)	Diesel	RWD	1968	130	177	07.17-06.24	*
GRAND CALIFORNIA Camper (SCB, SCC) 04.19-				Bus (Minibus-M2-Segment)			
2.0 TDI 4motion	Diesel	4WD	1968	103	140	04.19-	*
2.0 TDI FWD	Diesel	FWD	1968	103	140	04.19-	*
2.0 TDI 4motion	Diesel	4WD	1968	120	163	10.24-	*
2.0 TDI FWD	Diesel	FWD	1968	120	163	10.24-	*
2.0 TDI 4motion (DAVA)	Diesel	4WD	1968	130	177	04.19-	*
2.0 TDI FWD (DAVA)	Diesel	FWD	1968	130	177	04.19-	*