

LISTA DE APLICACIONES - BUYERS GUIDE

RB2244

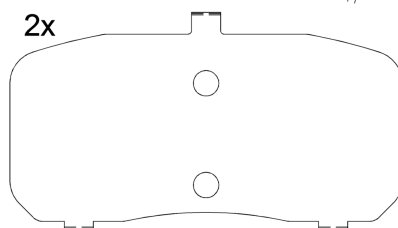
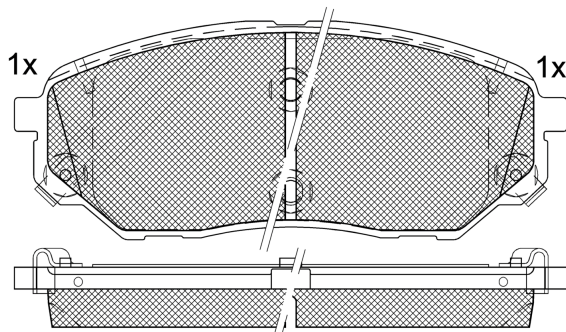
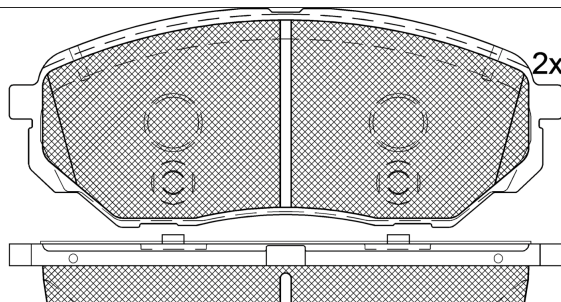


8 424073 140708

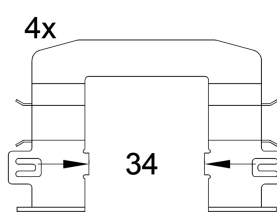
Qty: 300

Weight: 2.110

O.E.M.	MAKE
58101-C5A00	KIA
58101-C5A70	KIA
58101-S1A70	HYUNDAI
58101-S1A75	HYUNDAI
S58101-C5A70	KIA



Ref. 651755



1-Ref.690389 E

RB2244



90R-02A0111/4420



Mando

152.2x60.15x17.6

WVA
22246
22247
22248
22378
22379

FMSI
D1962-9187

Sin Filas



Trac.	CC	Kw	CV
-------	----	----	----



Front / Rear

HYUNDAI

SANTA FE IV (TM) 02.18-					Furgoneta/SUV (Executive SUV-J Segment)			
2.2 CRDi (D4HB)		Diesel	FWD	2199	147	200	07.18-11.20	*
2.2 CRDi AWD (D4HB)		Diesel	4WD	2199	147	200	07.18-11.20	*
SANTA FE IV (TM, TMA) 02.18-					SUV (Executive SUV-J Segment)			
2.0 AWD		Gasolina	4WD	1998	173	235	02.18-	*
2.0 T-GDI (G4KH)		Gasolina	FWD	1998	173	235	02.18-	*
2.4 (G4KE)		Gasolina	FWD	2359	127	173	07.18-	*
2.4 AWD (G4KE)		Gasolina	4WD	2359	127	173	07.18-07.20	*
2.4 GDI		Gasolina	FWD	2359	136	185	07.18-	*
2.4 GDI AWD (G4KJ)		Gasolina	4WD	2359	136	185	07.18-07.20	*
2.4 GDI		Gasolina	FWD	2359	138	188	07.18-	*
2.4 GDI AWD (G4KJ)		Gasolina	4WD	2359	138	188	07.18-07.20	*
3.5 MPI AWD (G6DC)		Gasolina	4WD	3470	183	249	07.19-07.20	*
3.5 MPI AWD (G6DC)		Gasolina	4WD	3470	206	280	07.18-	*
3.5 MPI FWD		Gasolina	FWD	3470	206	280	07.18-	*
1.6 T-GDi Hybrid		Gasol./el éc.	FWD	1598	132	179	08.20-	*
1.6 T-GDI Hybrid HTRAC		Gasol./el éc.	4WD	1598	132	179	08.20-	*
1.6 T-GDi Hybrid		Gasol./el éc.	FWD	1598	169	230	08.20-	*
1.6 T-GDI Hybrid HTRAC		Gasol./el éc.	4WD	1598	169	230	08.20-	*
2.0 CRDi (D4HA)		Diesel	FWD	1995	110	150	07.18-07.20	*
2.0 CRDi AWD (D4HA)		Diesel	4WD	1995	110	150	07.18-07.20	*
2.0 CRDi (D4HA)		Diesel	FWD	1995	137	186	02.18-07.20	*

LISTA DE APLICACIONES - BUYERS GUIDE

2.0 CRDi AWD (D4HA)		Diesel	4WD	1995	137	186	02.18-07.20	*
2.2 CRDi		Diesel	FWD	2151	148	201	11.20-	*
2.2 CRDi HTRAC		Diesel	4WD	2151	148	201	11.20-	*
2.2 CRDi		Diesel	FWD	2199	142	193	07.18-	*
2.2 CRDi AWD		Diesel	4WD	2199	142	193	07.18-	*
2.2 CRDi (D4HB)		Diesel	FWD	2199	147	200	07.18-11.20	*
2.2 CRDi AWD (D4HB)		Diesel	4WD	2199	147	200	07.18-11.20	*
2.2 CRDi		Diesel	FWD	2199	149	203	02.18-	*
2.2 CRDi AWD (D4HB)		Diesel	4WD	2199	149	203	02.18-	*
HYUNDAI (BEIJING)								
SANTA FE IV (TM) 04.19-					SUV (Executive SUV-J Segment)			
380TGD (G4KH)		Gasolina	FWD	1998	169	230	04.19-	*
380TGD HTRAC (G4KH)		Gasolina	4WD	1998	169	230	04.19-	*
2.0 380TGD (G4KH)		Gasolina	FWD	1998	177	241	04.19-	*
380TGD HTRAC (G4KH)		Gasolina	4WD	1998	177	241	04.19-	*
KIA								
SORENTO III (UM) 01.15-					SUV (Compact SUV-J Segment)			
2.0 GDi 4WD		Gasolina	4WD	1997	136	185	07.15-	*
2.0 GDi (G4KH)		Gasolina	FWD	1998	177	241	01.15-12.18	*
2.0 GDi 4WD (G4KH)		Gasolina	4WD	1998	177	241	01.15-	*
2.0 GDi (G4KH)		Gasolina	FWD	1998	179	243	07.17-	*
2.0 GDi 4WD (G4KH)		Gasolina	4WD	1998	179	243	01.16-	*
2.4 (G4KE)		Gasolina	FWD	2359	126	172	01.15-02.20	*
2.4 4WD (G4KE)		Gasolina	4WD	2359	126	172	01.15-10.20	*
2.4 (G4KE)		Gasolina	FWD	2359	128	174	01.15-12.20	*
2.4 (G4KE)		Gasolina	FWD	2359	129	175	01.15-12.20	*
2.4 4WD (G4KE)		Gasolina	4WD	2359	129	175	01.15-12.20	*
2.4 GDi (G4KJ)		Gasolina	FWD	2359	138	188	01.15-10.18	*
2.4 GDi 4WD (G4KJ)		Gasolina	4WD	2359	138	188	01.15-10.18	*
2.4 GDi 4WD (G4KJ)		Gasolina	4WD	2359	140	190	07.17-	*
3.3 CVVT 4WD (G6DF)		Gasolina	4WD	3342	184	250	04.15-12.20	*
3.3 (G6DF)		Gasolina	FWD	3342	196	266	01.15-12.20	*
3.3 4WD		Gasolina	4WD	3342	196	266	01.15-12.20	*
3.3		Gasolina	FWD	3342	199	271	04.15-12.18	*
3.3 4WD		Gasolina	4WD	3342	199	271	04.15-12.18	*
3.3 (G6DH)		Gasolina	FWD	3342	313	290	09.16-	*
3.3 4WD (G6DH)		Gasolina	4WD	3342	313	290	09.16-	*
3.5 D-CVVT (G6DC)		Gasolina	FWD	3470	183	249	12.18-12.20	*
3.5 D-CVVT 4WD (G6DC)		Gasolina	4WD	3470	183	249	12.18-12.20	*
3.5 D-CVVT (G6DC)		Gasolina	FWD	3470	203	276	07.17-12.20	*
3.5 D-CVVT 4WD (G6DC)		Gasolina	4WD	3470	203	276	07.17-12.20	*
3.5 D-CVVT (G6DC)		Gasolina	FWD	3470	206	280	07.17-12.20	*
3.5 D-CVVT 4WD (G6DC)		Gasolina	4WD	3470	206	280	07.17-	*
2.0 CRDi (D4HA)		Diesel	FWD	1995	136	185	12.17-12.20	*
2.0 CRDi 4WD (D4HA)		Diesel	4WD	1995	136	185	07.15-12.20	*
2.0 CRDi		Diesel	FWD	1995	137	186	07.15-12.20	*
2.0 CRDi 4WD		Diesel	4WD	1995	137	186	07.15-12.20	*
2.2 CRDi 4WD (D4HB)		Diesel	4WD	2199	142	193	11.16-12.20	*
2.2 CRDi		Diesel	FWD	2199	143	194	01.15-12.20	*
2.2 CRDi 4WD (D4HB)		Diesel	4WD	2199	145	197	11.16-12.20	*

LISTA DE APLICACIONES - BUYERS GUIDE

2.2 CRDi (D4HB)	Diesel	FWD	2199	147	200	01.15-08.20	*
2.2 CRDi 4WD (D4HB)	Diesel	4WD	2199	147	200	01.15-08.20	*
2.2 CRDi (D4HB)	Diesel	FWD	2199	149	202	01.15-	*
2.2 CRDi 4WD (D4HB)	Diesel	4WD	2199	149	202	01.15-12.20	*