

LISTA DE APLICACIONES - BUYERS GUIDE

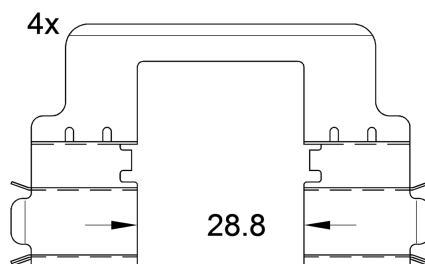
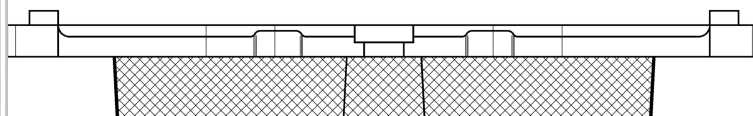
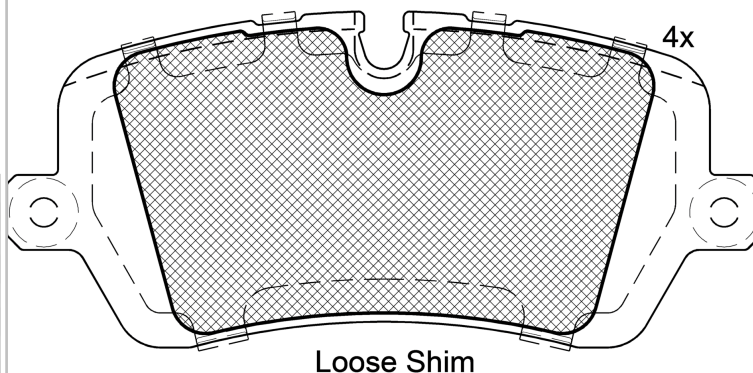
RB2120



Qty: 300

Weight: 1.565

| O.E.M. | MAKE |
|---------------|------------|
| LPLA-2M008-EA | LAND ROVER |
| LR-036574 | LAND ROVER |
| LR-065492 | LAND ROVER |
| LR-068303 | LAND ROVER |
| LR-079910 | LAND ROVER |
| LR-079935 | LAND ROVER |
| LR-084118 | LAND ROVER |
| LR-106326 | LAND ROVER |
| LR-108260 | LAND ROVER |
| LR-123717 | LAND ROVER |
| LR-139173 | LAND ROVER |
| LR146155 | LAND ROVER |
| LR-146247 | LAND ROVER |
| LR-147981 | LAND ROVER |
| LR162042 | LAND ROVER |
| LR162043 | LAND ROVER |
| LR-162046 | LAND ROVER |
| LR-162047 | LAND ROVER |
| LR162048 | LAND ROVER |
| LR-164821 | LAND ROVER |



1-Ref. 690312 E

RB2120



90R-02A0111/3709

Trw

131.4x58.5x17

WVA

25720

Sin Filas

FMSI

D1692-8919



Trac.

CC

Kw

CV



Front / Rear

FORD USA

CROWN VICTORIA (U.S.A.) 09.97-12.12

Sedán (Luxury car-F Segment)

| | | | | | | | |
|-----|----------|-----|------|-----|-----|-------------|---|
| 4.6 | Gasolina | RWD | 4601 | 178 | 242 | 09.04-12.12 | * |
|-----|----------|-----|------|-----|-----|-------------|---|

LAND ROVER

DEFENDER III Sport Wagon (L663) 09.19-

Closed SUV (Off-Road SUV-J Segment)

| | | | | | | | |
|----------------------------|------------------|-----|------|-----|-----|--------|---|
| P300 Si4 4x4 (PT204) | Gasolina | 4WD | 1997 | 221 | 300 | 09.19- | * |
| P425 4x4 | Gasolina | 4WD | 5000 | 313 | 426 | 05.24- | * |
| P500 4x4 | Gasolina | 4WD | 5000 | 368 | 500 | 04.23- | * |
| P525 4x4 | Gasolina | 4WD | 5000 | 386 | 525 | 05.21- | * |
| P300e Hybrid 4x4 | Gasol./el éc. | 4WD | 1997 | 221 | 300 | 06.24- | * |
| P300 MHEV 4x4 | Gasol./el éc. | 4WD | 1997 | 221 | 300 | 07.23- | * |
| P400e Hybrid 4x4 (PT204) | Gasol./el éc. | 4WD | 1997 | 221 | 300 | 09.20- | * |
| P400e Hybrid 4x4 (PT204) | Gasol./el éc. | 4WD | 1997 | 297 | 404 | 09.20- | * |
| P300 MHEV 4x4 (AJ20P6) | Gasol./el éc. | 4WD | 2996 | 221 | 300 | 05.22- | * |
| P400 I6 MHEV 4x4 (PT306) | Gasol./el éc. | 4WD | 2996 | 294 | 400 | 09.19- | * |
| P635 OCTA MHEV 4x4 | Gasol./el éc. | 4WD | 4395 | 467 | 635 | 05.24- | * |
| 2.0 D200 MHEV 4x4 (AJ20D4) | Diesel/el éc. | 4WD | 1997 | 147 | 200 | 09.20- | * |
| D200 MHEV 4x4 (AJ20D6) | Diesel/el éc. | 4WD | 2997 | 147 | 200 | 09.20- | * |
| D250 MHEV 4x4 (AJ20D6) | Diesel/el éc. | 4WD | 2997 | 183 | 249 | 09.20- | * |

LISTA DE APLICACIONES - BUYERS GUIDE

| | | | | | | | | |
|--|--|---------------|-----|------|--|-----|-------------|---|
| D300 MHEV 4x4 (AJ20D6) | | Diesel/el éc. | 4WD | 2997 | 221 | 300 | 09.20- | * |
| D350 MHEV 4x4 | | Diesel/el éc. | 4WD | 2997 | 258 | 350 | 05.24- | * |
| D200 SD4 4x4 (204DT) | | Diesel | 4WD | 1999 | 147 | 200 | 09.19- | * |
| D240 SD4 4x4 (204DT) | | Diesel | 4WD | 1999 | 177 | 241 | 09.19- | * |
| DEFENDER III Van (L663) 02.20- | | | | | Furgoneta/Closed SUV (Off-Road SUV-J Segment) | | | |
| 2.0 P300 Si4 4x4 (PT204) | | Gasolina | 4WD | 1997 | 221 | 300 | 02.20- | * |
| 2.0 P400e Hybrid 4x4 (PT204) | | Gasol./el éc. | 4WD | 1997 | 221 | 300 | 09.20- | * |
| 2.0 P400e Hybrid 4x4 (PT204) | | Gasol./el éc. | 4WD | 1997 | 297 | 404 | 09.20- | * |
| 3.0 P400 I6 MHEV 4x4 (PT306) | | Gasol./el éc. | 4WD | 2996 | 294 | 400 | 02.20- | * |
| 2.0 D200 MHEV 4x4 (AJ20D4) | | Diesel/el éc. | 4WD | 1997 | 147 | 200 | 09.20- | * |
| 3.0 D200 MHEV 4x4 (AJ20D6) | | Diesel/el éc. | 4WD | 2997 | 147 | 200 | 09.20- | * |
| 3.0 D250 MHEV 4x4 (AJ20D6) | | Diesel/el éc. | 4WD | 2997 | 183 | 249 | 09.20- | * |
| 3.0 D300 MHEV 4x4 (AJ20D6) | | Diesel/el éc. | 4WD | 2997 | 221 | 300 | 09.20- | * |
| 3.0 D350 MHEV 4x4 | | Diesel/el éc. | 4WD | 2997 | 258 | 351 | 05.24- | * |
| 2.0 D200 SD4 4x4 (204DT) | | Diesel | 4WD | 1999 | 147 | 200 | 02.20- | * |
| 2.0 D240 SD4 4x4 (204DT) | | Diesel | 4WD | 1999 | 177 | 241 | 02.20- | * |
| DISCOVERY V / LR5 (L462) 09.16- | | | | | Furgoneta/SUV (Executive SUV-J Segment) | | | |
| 2.0 Si4 4x4 | | Gasolina | 4WD | 1997 | 221 | 300 | 09.17- | * |
| 3.0 SCV6 4x4 | | Gasolina | 4WD | 2995 | 250 | 340 | 09.16- | * |
| 3.0 D300 MHEV 4x4 | | Diesel/el éc. | 4WD | 2997 | 221 | 300 | 12.20- | * |
| 2.0 Td4 4x4 | | Diesel | 4WD | 1999 | 132 | 179 | 09.16-12.18 | * |
| 2.0 SD4 4x4 | | Diesel | 4WD | 1999 | 177 | 241 | 09.16- | * |
| 3.0 Td6 4x4 | | Diesel | 4WD | 2993 | 190 | 258 | 09.16- | * |
| 3.0 SDV6 4x4 | | Diesel | 4WD | 2993 | 225 | 306 | 09.18- | * |
| DISCOVERY V / LR5 (L462) 09.16- | | | | | SUV (Executive SUV-J Segment) | | | |
| 2.0 Si4 4x4 (PT204) | | Gasolina | 4WD | 1997 | 221 | 300 | 09.17- | * |
| 3.0 SCV6 4x4 (306PS) | | Gasolina | 4WD | 2995 | 250 | 340 | 09.16- | * |
| P360 MHEV 4x4 | | Gasol./el éc. | 4WD | 2996 | 265 | 360 | 12.20- | * |
| D250 MHEV 4x4 | | Diesel/el éc. | 4WD | 2997 | 183 | 249 | 12.20- | * |
| D300 MHEV 4x4 | | Diesel/el éc. | 4WD | 2997 | 221 | 300 | 12.20- | * |
| D350 MHEV 4x4 | | Diesel/el éc. | 4WD | 2997 | 257 | 349 | 05.24- | * |
| 2.0 Td4 4x4 (204DTD) | | Diesel | 4WD | 1999 | 132 | 180 | 09.16- | * |
| 2.0 SD4 4x4 (204DTA) | | Diesel | 4WD | 1999 | 177 | 241 | 09.16- | * |
| 3.0 D 4x4 (306DT) | | Diesel | 4WD | 2993 | 155 | 211 | 09.16- | * |
| 3.0 D 4x4 (306DT) | | Diesel | 4WD | 2993 | 183 | 249 | 09.16- | * |
| 3.0 Td6 4x4 (306DT) | | Diesel | 4WD | 2993 | 190 | 258 | 09.16- | * |
| 3.0 SDV6 4x4 (306DT) | | Diesel | 4WD | 2993 | 225 | 306 | 09.18- | * |
| RANGE ROVER IV (L405) 08.12- | | | | | SUV (Luxury Crossover SUV-J Segment) | | | |
| 3.0 SCV6 4x4 (306PS) | | Gasolina | 4WD | 2995 | 250 | 340 | 10.13-09.21 | * |
| 3.0 SCV6 4x4 (306PS) | | Gasolina | 4WD | 2995 | 254 | 345 | 09.13- | * |
| 3.0 SCV6 4x4 (306PS) | | Gasolina | 4WD | 2995 | 280 | 380 | 06.15-09.21 | * |
| 3.0P400 4x4 (PT306) | | Gasolina | 4WD | 2996 | 294 | 400 | 07.20-09.21 | * |
| 5.0 V8 4x4 (508PN) | | Gasolina | 4WD | 5000 | 276 | 375 | 12.13-01.16 | * |

LISTA DE APLICACIONES - BUYERS GUIDE

| | | | | | | | | |
|---|--|---------------|-----|------|---|-----|-------------|---|
| 5.0 SCV8 4x4 (508PS) | | Gasolina | 4WD | 5000 | 375 | 510 | 08.12-09.21 | * |
| 5.0 SCV8 4x4 (508PS) | | Gasolina | 4WD | 5000 | 380 | 517 | 08.12- | * |
| 5.0 SCV8 4x4 (508PS) | | Gasolina | 4WD | 5000 | 386 | 525 | 11.17-09.21 | * |
| 5.0 SCV8 4x4 (508PS) | | Gasolina | 4WD | 5000 | 405 | 550 | 06.15-09.21 | * |
| SCV8 4x4 (508PS) | | Gasolina | 4WD | 5000 | 415 | 565 | 01.19-09.21 | * |
| 5.0 SCV8 4x4 (508PS) | | Gasolina | 4WD | 5000 | 416 | 566 | 11.17-09.21 | * |
| 2.0 P400e Hybrid 4x4 (PT204) | | Gasol./el éc. | 4WD | 1997 | 221 | 300 | 10.17- | * |
| 2.0 P400e Hybrid 4x4 (PT204) | | Gasol./el éc. | 4WD | 1997 | 297 | 404 | 10.17-09.21 | * |
| P360 MHEV 4x4 (PT306) | | Gasol./el éc. | 4WD | 2996 | 265 | 360 | 12.19-09.21 | * |
| 3.0 P400 MHEV 4x4 (PT306) | | Gasol./el éc. | 4WD | 2996 | 294 | 400 | 05.19-09.21 | * |
| 3.0 SDV6 Hybrid 4x4 (306DT) | | Diesel/el éc. | 4WD | 2993 | 215 | 292 | 06.15- | * |
| 3.0 SDV6 Hybrid 4x4 (306DT) | | Diesel/el éc. | 4WD | 2993 | 250 | 340 | 10.13-09.21 | * |
| 3.0 SDV6 Hybrid 4x4 (306DT) | | Diesel/el éc. | 4WD | 2993 | 260 | 354 | 06.15-09.21 | * |
| D250 MHEV 4x4 (AJ20D6) | | Diesel/el éc. | 4WD | 2997 | 183 | 249 | 07.20-09.21 | * |
| D300 MHEV 4x4 (AJ20D6) | | Diesel/el éc. | 4WD | 2997 | 221 | 300 | 07.20-09.21 | * |
| D350 MHEV 4x4 (AJ20D6) | | Diesel/el éc. | 4WD | 2997 | 258 | 351 | 07.20-09.21 | * |
| D350 MHEV 4x4 | | Diesel/el éc. | 4WD | 2997 | 258 | 351 | 11.20- | * |
| 3.0 TDV6 4x4 (306DT) | | Diesel | 4WD | 2993 | 155 | 211 | 10.13-01.16 | * |
| 3.0 SDV6 4x4 (306DT) | | Diesel | 4WD | 2993 | 182 | 247 | 12.14-09.21 | * |
| 3.0 SDV6 4x4 (306DT) | | Diesel | 4WD | 2993 | 183 | 249 | 08.12-01.16 | * |
| 3.0 TDV6 4x4 (306DT) | | Diesel | 4WD | 2993 | 190 | 258 | 08.12-09.21 | * |
| 3.0 SDV6 4x4 (306DT) | | Diesel | 4WD | 2993 | 202 | 275 | 10.18-09.21 | * |
| 3.0 SDV6 4x4 (306DT) | | Diesel | 4WD | 2993 | 215 | 292 | 10.12-09.21 | * |
| D300 4x4 (AJ20D6) | | Diesel | 4WD | 2997 | 221 | 300 | 07.20- | * |
| D350 4x4 (AJ20D6) | | Diesel | 4WD | 2997 | 258 | 351 | 07.20- | * |
| 4.4 SDV8 4x4 (448DT) | | Diesel | 4WD | 4367 | 230 | 313 | 08.13-09.21 | * |
| 4.4 SDV8 4x4 (448DT) | | Diesel | 4WD | 4367 | 250 | 340 | 08.12-09.21 | * |
| 4.4 SDV8 4x4 (448DT) | | Diesel | 4WD | 4367 | 253 | 344 | 08.13-09.21 | * |
| RANGE ROVER SPORT II (L494) 04.13- | | | | | SUV (Luxury Crossover SUV-J Segment) | | | |
| 2.0 Si4 4x4 (PT204) | | Gasolina | 4WD | 1997 | 221 | 300 | 10.17-03.22 | * |
| 2.0 GTDI 4x4 (204PT) | | Gasolina | 4WD | 1999 | 177 | 241 | 10.15-03.22 | * |
| 3.0 SCV6 4x4 (306PS) | | Gasolina | 4WD | 2995 | 250 | 340 | 04.13-12.19 | * |
| 3.0 | | Gasolina | FWD | 2995 | 254 | 345 | 01.14- | * |
| 3.0 SCV6 4x4 (306PS) | | Gasolina | 4WD | 2995 | 280 | 380 | 06.15-12.18 | * |
| 5.0 SCV8 4x4 (508PS) | | Gasolina | 4WD | 4999 | 375 | 510 | 04.13-12.18 | * |
| 5.0 SCV8 4x4 (508PS) | | Gasolina | 4WD | 4999 | 381 | 518 | 01.14- | * |
| 5.0 SCV8 4x4 (508PS) | | Gasolina | 4WD | 4999 | 386 | 525 | 11.17-03.22 | * |
| 5.0 SCV8 4x4 (508PS) | | Gasolina | 4WD | 4999 | 405 | 550 | 01.14-12.18 | * |
| 5.0 SCV8 4x4 (508PS) | | Gasolina | 4WD | 4999 | 423 | 575 | 11.17-03.22 | * |
| 2.0 P400e PHEV 4x4 (PT204) | | Gasol./el éc. | 4WD | 1997 | 221 | 300 | 10.17- | * |
| 2.0 P400e PHEV 4x4 (PT204) | | Gasol./el éc. | 4WD | 1997 | 297 | 404 | 10.17-03.22 | * |
| 3.0 P360 MHEV 4x4 (PT306) | | Gasol./el éc. | 4WD | 2996 | 265 | 360 | 06.19-03.22 | * |
| 3.0 P400 MHEV 4x4 (AJ20P6) | | Gasol./el éc. | 4WD | 2996 | 294 | 400 | 02.19-03.22 | * |
| 3.0 SDV6 Hybrid 4x4 (306DT) | | Diesel/el éc. | 4WD | 2993 | 215 | 292 | 12.14-12.17 | * |

LISTA DE APLICACIONES - BUYERS GUIDE

| | | | | | | | | |
|-----------------------------|--|------------------|-----|------|-----|-----|-------------|---|
| 3.0 SDV6 Hybrid 4x4 (306DT) | | Diesel/el éc. | 4WD | 2993 | 250 | 340 | 10.13-03.22 | * |
| 3.0 SDV6 Hybrid 4x4 (306DT) | | Diesel/el éc. | 4WD | 2993 | 260 | 354 | 06.15-12.17 | * |
| 3.0 D250 MHEV 4x4 (AJ20D6) | | Diesel/el éc. | 4WD | 2997 | 183 | 249 | 07.20-03.22 | * |
| 3.0 D300 MHEV 4x4 (AJ20D6) | | Diesel/el éc. | 4WD | 2997 | 221 | 300 | 07.20-03.22 | * |
| 3.0 D350 MHEV 4x4 (AJ20D6) | | Diesel/el éc. | 4WD | 2997 | 258 | 351 | 07.20-03.22 | * |
| 2.0 SD4 4x4 (204DTA) | | Diesel | 4WD | 1999 | 177 | 241 | 08.16-03.22 | * |
| 3.0 TDV6 4x4 (306DT) | | Diesel | 4WD | 2993 | 155 | 211 | 04.13-12.18 | * |
| 3.0 SDV6 4x4 (306DT) | | Diesel | 4WD | 2993 | 183 | 249 | 04.13-03.22 | * |
| 3.0 TDV6 4x4 (306DT) | | Diesel | 4WD | 2993 | 190 | 258 | 04.13-03.22 | * |
| 3.0 SDV6 4x4 (306DT) | | Diesel | 4WD | 2993 | 215 | 292 | 04.13-12.16 | * |
| 3.0 SDV6 4x4 (306DT) | | Diesel | 4WD | 2993 | 225 | 306 | 09.14-03.22 | * |
| 3.0 D250 4x4 (AJ20D6) | | Diesel | 4WD | 2997 | 183 | 249 | 07.20-03.22 | * |
| 3.0 D300 4x4 (AJ20D6) | | Diesel | 4WD | 2997 | 221 | 300 | 07.20-03.22 | * |
| 3.0 D350 4x4 (AJ20D6) | | Diesel | 4WD | 2997 | 258 | 351 | 07.20-03.22 | * |
| 4.4 SDV8 4x4 (448DT) | | Diesel | 4WD | 4367 | 250 | 340 | 10.13-03.22 | * |