

# LISTA DE APLICACIONES - BUYERS GUIDE

## RB2029

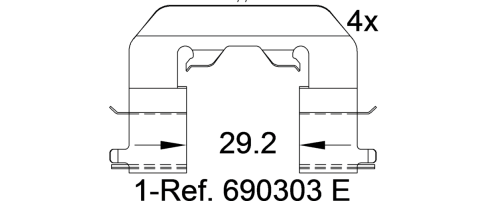
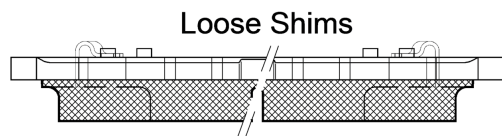
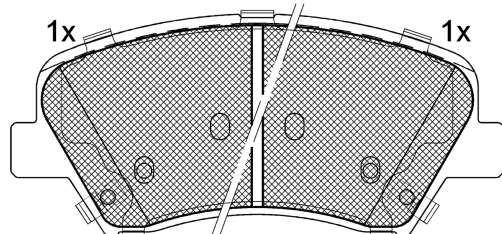
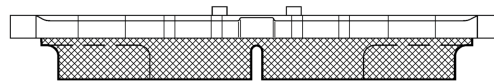
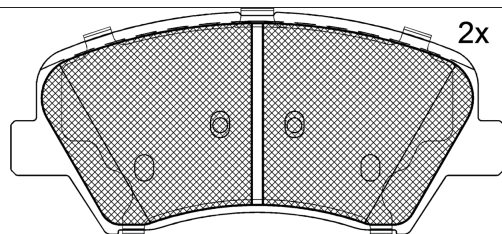


8 424073 137470

Qty: 300

Weight: 1.730

O.E.M.	MAKE
58101-1SA30	HYUNDAI
58101-2VA00	KIA
58101-2VA10	HYUNDAI
58101-2VA50	HYUNDAI
58101-2VA60	HYUNDAI
58101-3NA50	HYUNDAI
58101-3XA00	KIA
58101-3XA10	HYUNDAI
58101-3XA20	KIA
58101-3XA20 DS	HYUNDAI
58101-4VA00	HYUNDAI
58101-A5A00	HYUNDAI
58101-A6A00	KIA
58101-A6A01	KIA
58101-A6A02	HYUNDAI
58101-A6A03	HYUNDAI
58101-A6A73	HYUNDAI
58101-A7A00	KIA
58101-A7A01	KIA
S58101-A6A02	KIA
S58101-A6A03	KIA



1-Ref. 690303 E

## RB2029



90R-02A0111/3393



Bosch

132.85x60x17.8

WVA	FMSI
25692	D1543-8751
25693	D1595-8810
25694	D1667-8895
25708	D1971-9197
25709	

Sin Filas



Trac.	CC	Kw	CV	
				Front / Rear

### HYUNDAI

#### ELANTRA V / AVANTE / i35 09.11-

[CAMBIADO]:Break (Compact car-C Segment)

2.0 (G4GC)	Gasolina	FWD	1975	103	140	09.11-	*
------------	----------	-----	------	-----	-----	--------	---

#### ELANTRA V / AVANTE / i35 (JK) 09.12-

Coupé (Compact car-C Segment)

1.6 (G4FG)	Gasolina	FWD	1591	96	130	12.14-	*
1.8	Gasolina	FWD	1797	108	147	09.12-	*
1.8	Gasolina	FWD	1797	110	150	09.12-	*
2.0	Gasolina	FWD	1999	129	175	09.13-12.15	*

#### ELANTRA V / FLUIDIC ELANTRA (MD, UD) 09.10-

Sedán (Compact car-C Segment)

1.6 LPG	Gasolina	FWD	1591	88	120	01.14-08.15	*
1.6 (G4FC)	Gasolina	FWD	1591	89	121	12.14-08.15	*
1.6 (G4FG)	Gasolina	FWD	1591	94	128	04.11-04.16	*
1.6 (G4FG)	Gasolina	FWD	1591	96	131	06.11-12.15	*
1.6 (G4FG)	Gasolina	FWD	1591	97	132	06.11-12.15	*
1.6	Gasolina	FWD	1591	103	140	06.11-08.15	*
1.8 (G4NB)	Gasolina	FWD	1797	107	145	09.10-	*
1.8 (G4NB)	Gasolina	FWD	1797	108	147	09.10-12.16	*
1.8 (G4NB)	Gasolina	FWD	1797	110	150	09.10-12.16	*
1.8	Gasolina	FWD	1797	118	160	03.13-	*
1.8 Flex	Gasolina	FWD	1797	118	160	02.11-	*
2.0 GDI	Gasolina	FWD	1999	112	152	10.15-	*
2.0 (G4NA)	Gasolina	FWD	1999	124	169	10.14-08.15	*
2.0 (G4NC)	Gasolina	FWD	1999	129	175	09.13-08.15	*
2.0 Flex	Gasol./Etanol	FWD	1998	131	178	10.11-	*

# LISTA DE APLICACIONES - BUYERS GUIDE

1.6 Hybrid (G4FG)		Gasol./el éc.	FWD	1591	84	114	09.10-08.15	*
1.6 CRDI (D4FB)		Diesel	FWD	1582	94	128	02.11-12.15	*
1.6 CRDI (D4FB)		Diesel	FWD	1582	100	136	10.15-	*
<b>ELANTRA VI / AVANTE (AD, ADA) 09.15-</b>					<b>Sedán (Compact car-C Segment)</b>			
1.4		Gasolina	FWD	1353	95	129	06.16-	*
1.6		Gasolina	FWD	1591	88	120	02.16-	*
1.6		Gasolina	FWD	1591	94	128	02.16-12.20	*
1.6		Gasolina	FWD	1591	97	132	09.15-12.20	*
1.6 SR Turbo (G4FJ)		Gasolina	FWD	1591	150	204	02.16-12.20	*
2.0 (G4NA)		Gasolina	FWD	1999	110	150	02.16-12.20	*
2.0 (G4NH)		Gasolina	FWD	1999	110	150	02.16-12.20	*
2.0 (G4NA)		Gasolina	FWD	1999	112	152	10.15-12.20	*
2.0 MPi (G4NA)		Gasolina	FWD	1999	115	156	10.17-09.22	*
1.6 D (D4FB)		Diesel	FWD	1582	100	136	02.16-12.20	*
<b>EQUUS / CENTENNIAL VI (VI) 03.09-</b>					<b>Sedán (Luxury car-F Segment)</b>			
3.8 (G6DA)		Gasolina	RWD	3778	213	290	03.09-12.16	*
3.8 GDi (G6DJ)		Gasolina	RWD	3778	246	334	03.09-12.16	*
4.6 V8 (G8BA)		Gasolina	RWD	4627	269	366	03.09-12.16	*
<b>HB20 08.12-</b>					<b>[CAMBIADO]:Fastback (Supermini car-B Segment)</b>			
1.6 (G4FC)		Gasolina	FWD	1591	90	122	01.16-	*
1.6 Flex (F4FA,G4FC)		Gasol./Et anol	FWD	1591	94	128	11.12-	*
<b>HB20S 01.13-</b>					<b>Sedán (Supermini car-B Segment)</b>			
1.6 Flex (F4FA,G4FC)		Gasol./Et anol	FWD	1591	94	128	04.13-08.19	*
<b>i30 II (GD) 06.12-</b>					<b>[CAMBIADO]:Break (Compact car-C Segment)</b>			
1.4 (G4LC)		Gasolina	FWD	1368	74	101	01.14-05.17	*
1.4 (G4FA)		Gasolina	FWD	1396	73	99	06.12-12.15	*
1.6 (G4FC)		Gasolina	FWD	1591	88	120	06.12-	*
1.6 (G4FD)		Gasolina	FWD	1591	95	129	06.12-12.15	*
1.6 GDI (G4FD)		Gasolina	FWD	1591	99	135	06.12-	*
1.4 CRDi (D4FC)		Diesel	FWD	1396	66	90	06.12-05.17	*
1.6 CRDI (D4FB)		Diesel	FWD	1582	81	110	06.12-	*
1.6 CRDI (D4FB)		Diesel	FWD	1582	94	128	06.12-12.15	*
1.6 CRDI (D4FB)		Diesel	FWD	1582	100	136	06.12-	*
<b>i30 II (GD) 06.11-</b>					<b>[CAMBIADO]:Fastback (Compact car-C Segment)</b>			
1.4 (G4LC)		Gasolina	FWD	1368	74	101	12.14-12.16	*
1.4 (G4FA)		Gasolina	FWD	1396	73	99	12.11-12.15	*
1.6 (G4FC)		Gasolina	FWD	1591	88	120	01.12-12.16	*
1.6 MPi		Gasolina	FWD	1591	94	128	06.14-	*
1.6 (G4FC)		Gasolina	FWD	1591	95	129	12.11-12.15	*
1.6 (G4FC)		Gasolina	FWD	1591	96	131	06.14-	*
1.6 GDI (G4FD)		Gasolina	FWD	1591	99	135	12.11-12.16	*
1.6 GDI (G4FD)		Gasolina	FWD	1591	103	140	06.11-	*
1.6		Gasolina	FWD	1591	137	186	12.14-	*
1.6 T-GDI (G4FJ)		Gasolina	FWD	1591	137	186	01.15-	*
1.8		Gasolina	FWD	1797	107	146	08.13-	*
1.8 (G4NB)		Gasolina	FWD	1797	110	150	01.12-	*
2.0		Gasolina	FWD	1999	124	169	12.14-02.17	*

# LISTA DE APLICACIONES - BUYERS GUIDE

2.0 GDI (G4NC)		Gasolina	FWD	1999	127	173	10.14-	*
2.0		Gasolina	FWD	1999	129	175	09.13-	*
1.4 LPG (G4FA)		Gasol./Gas (LPG)	FWD	1396	73	99	01.13-12.14	*
1.6 16V Flex (F4FC)		Gasol./Etanol	FWD	1591	94	128	11.11-12.16	*
1.4 CRDi (D4FC)		Diesel	FWD	1396	66	90	12.11-12.16	*
1.6 CRDI (D4FB)		Diesel	FWD	1582	81	110	12.11-12.16	*
1.6 CRDI (D4FB)		Diesel	FWD	1582	94	128	12.11-12.15	*
1.6 CRDI (D4FB)		Diesel	FWD	1582	100	136	11.11-12.16	*
<b>i30 II (GDE, GD) 06.12-</b>					<b>[CAMBIADO]:Furgón/Break (Compact car-C Segment)</b>			
1.4 MPI (G4LC)		Gasolina	FWD	1368	74	101	05.15-05.17	*
1.6 GDI (G4FD)		Gasolina	FWD	1591	99	135	05.15-	*
1.6 CRDI (D4FB)		Diesel	FWD	1582	81	110	05.15-	*
<b>i30 II (GD) 05.13-</b>					<b>Coupé (Compact car-C Segment)</b>			
1.4 (G4LC)		Gasolina	FWD	1368	74	101	12.14-	*
1.4 (G4FA)		Gasolina	FWD	1396	73	99	05.13-12.14	*
1.6 MPi (G4FC)		Gasolina	FWD	1591	88	120	05.13-	*
1.6 MPi (G4FC)		Gasolina	FWD	1591	96	131	06.14-	*
1.6 GDI (G4FD)		Gasolina	FWD	1591	99	135	05.13-	*
1.6 T-GDI (G4FJ)		Gasolina	FWD	1591	137	186	01.15-	*
1.4 CRDi (D4FC)		Diesel	FWD	1396	66	90	05.13-05.17	*
1.6 CRDI (D4FB)		Diesel	FWD	1582	81	110	05.13-	*
1.6 CRDI (D4FB)		Diesel	FWD	1582	94	128	05.13-	*
1.6 CRDI (D4FB)		Diesel	FWD	1582	100	136	12.14-	*
<b>i30 II (GDE) 06.12-</b>					<b>Furgón/hatchback (Compact car-C Segment)</b>			
1.4 MPI (G4LC)		Gasolina	FWD	1368	74	101	05.15-05.17	*
1.6 GDI (G4FD)		Gasolina	FWD	1591	99	135	05.15-	*
1.6 CRDI (D4FB)		Diesel	FWD	1582	81	110	05.15-	*
<b>VELOSTER (FS) 03.11-</b>					<b>Coupé (Supermini car-B Segment)</b>			
1.6		Gasolina	FWD	1591	94	128	06.11-12.17	*
1.6 GDI (G4FD)		Gasolina	FWD	1591	95	129	10.11-12.17	*
1.6 MPi (G4FC)		Gasolina	FWD	1591	96	130	01.15-12.17	*
1.6 MPi (G4FC)		Gasolina	FWD	1591	97	132	04.11-12.17	*
1.6 GDI (G4FD)		Gasolina	FWD	1591	103	140	03.11-12.17	*
1.6 T-GDI (G4FJ)		Gasolina	FWD	1591	137	186	10.12-12.17	*
1.6 T-GDI		Gasolina	FWD	1591	150	204	08.12-12.17	*
<b>HYUNDAI (BEIJING)</b>								
<b>ELANTRA II / LANGDONG (MD) 01.12-</b>					<b>[CAMBIADO]:Fastback (Compact car-C Segment)</b>			
1.6		Gasolina	FWD	1591	93	126	08.12-	*
1.8		Gasolina	FWD	1797	107	146	08.12-	*
<b>INOKOM</b>								
<b>ELANTRA (MD) 01.11-</b>					<b>Sedán ()</b>			
1.6 CWT		Gasolina	FWD	1591	96	131	06.11-	*
1.8		Gasolina	FWD	1797	110	150	01.11-	*
<b>KIA</b>								
<b>CEE'D II (JD) 05.12-</b>					<b>[CAMBIADO]:Fastback (Compact car-C Segment)</b>			
1.0 T-GDI (G3LC)		Gasolina	FWD	998	74	100	07.15-07.18	*
1.0 T-GDI (G3LC)		Gasolina	FWD	998	88	120	07.15-07.18	*

# LISTA DE APLICACIONES - BUYERS GUIDE

1.4 MPI (G4LC)		Gasolina	FWD	1368	74	101	04.15-07.18	*
1.4 CVVT (G4FA)		Gasolina	FWD	1396	66	90	05.12-07.18	*
1.4 CVVT (G4FA)		Gasolina	FWD	1396	73	100	05.12-07.18	*
1.6 CVVT (G4FC)		Gasolina	FWD	1591	95	130	01.13-07.18	*
1.6 CVVT (G4FC)		Gasolina	FWD	1591	96	131	11.14-07.18	*
1.6 GDI (G4FD)		Gasolina	FWD	1591	99	135	05.12-07.18	*
1.6 GT (G4FJ)		Gasolina	FWD	1591	150	204	06.13-07.18	*
1.4 LPG		Gasol./Gas (LPG)	FWD	1396	72	98	05.12-07.18	*
1.4 CRDi 90 (D4FC)		Diesel	FWD	1396	66	90	05.12-07.18	*
1.6 CRDi 110 (D4FB)		Diesel	FWD	1582	81	110	05.12-07.18	*
1.6 CRDi 128 (D4FB)		Diesel	FWD	1582	94	128	05.12-07.18	*
1.6 CRDi 136 (D4FB)		Diesel	FWD	1582	100	136	07.15-07.18	*
<b>CEE'D II Combi Van (JD) 07.12-</b>					<b>[CAMBIADO]:Furgón/Break (Compact car-C Segment)</b>			
1.0 T-GDI (G3LC)		Gasolina	FWD	998	74	101	04.15-07.18	*
1.0 T-GDI (G3LC)		Gasolina	FWD	998	88	120	04.15-07.18	*
1.4 CVVT (G4FA)		Gasolina	FWD	1396	73	100	04.15-07.18	*
1.6 GDI (G4FD)		Gasolina	FWD	1591	99	135	04.15-07.18	*
1.4 CRDi (D4FC)		Diesel	FWD	1396	66	90	04.15-07.18	*
1.6 CRDi (D4FB)		Diesel	FWD	1582	94	128	07.12-07.18	*
<b>CEE'D II Sport Wagon (JD) 09.12-</b>					<b>[CAMBIADO]:Break (Compact car-C Segment)</b>			
1.0 T-GDI (G3LC)		Gasolina	FWD	998	74	100	07.15-07.18	*
1.0 T-GDI (G3LC)		Gasolina	FWD	998	88	120	07.15-07.18	*
1.4 MPI (G4LC)		Gasolina	FWD	1368	74	101	04.15-07.18	*
1.4 CVVT (G4FA)		Gasolina	FWD	1396	73	100	09.12-07.15	*
1.6 CVVT (G4FC)		Gasolina	FWD	1591	95	130	11.14-07.18	*
1.6 CVVT (G4FC)		Gasolina	FWD	1591	96	131	11.14-07.18	*
1.6 GDI (G4FD)		Gasolina	FWD	1591	99	135	09.12-07.18	*
1.4 LPG (G4FA)		Gasol./Gas (LPG)	FWD	1396	72	98	01.13-07.18	*
1.4 CRDi 90 (D4FC)		Diesel	FWD	1396	66	90	09.12-07.18	*
1.6 CRDi 110 (D4FB)		Diesel	FWD	1582	81	110	03.13-07.18	*
1.6 CRDi 128 (D4FB)		Diesel	FWD	1582	94	128	09.12-07.15	*
1.6 CRDi 136 (D4FB)		Diesel	FWD	1582	100	136	07.15-07.18	*
<b>CEE'D III (CD) 03.18-</b>					<b>[CAMBIADO]:Fastback (Compact car-C Segment)</b>			
1.0 T-GDI (G3LC)		Gasolina	FWD	998	88	120	03.18-	*
1.4 T-GDI (G4LD)		Gasolina	FWD	1353	103	140	03.18-12.20	*
1.6 (G4FG)		Gasolina	FWD	1591	94	128	03.18-	*
1.0 T-GDI 100 Eco-Dynamics+		Gasol./el éc.	FWD	998	74	101	01.21-	*
1.0 T-GDI MHEV		Gasol./el éc.	FWD	998	88	120	10.21-	*
1.5 T-GDI Eco-Dynamics+		Gasol./el éc.	FWD	1482	118	160	01.21-	*
1.6 CRDi 115 (D4FE)		Diesel	FWD	1598	85	116	03.18-	*
1.6 CRDi 136 (D4FE)		Diesel	FWD	1598	100	136	03.18-	*
<b>CEE'D III Combi Van (CD) 03.18-</b>					<b>[CAMBIADO]:Furgón/Break (Compact car-C Segment)</b>			
T-GDI (G3LC)		Gasolina	FWD	998	88	120	05.18-	*
1.4 T-GDI (G4LD)		Gasolina	FWD	1353	103	140	04.18-12.20	*
CRDi 115 (D4FE)		Diesel	FWD	1598	85	116	05.18-	*
CRDi 136 (D4FE)		Diesel	FWD	1598	100	136	05.18-	*

# LISTA DE APLICACIONES - BUYERS GUIDE

CEE'D III Sport Wagon (CD) 03.18-					[CAMBIADO]:Break (Compact car-C Segment)			
1.0 T-GDI (G3LC)		Gasolina	FWD	998	88	120	05.18-	*
1.4 T-GDI (G4LD)		Gasolina	FWD	1353	103	140	04.18-12.20	*
1.0 T-GDI 100 Eco-Dynamics+		Gasol./el éc.	FWD	998	74	101	04.22-	*
1.0 T-GDi Eco-Dynamics+		Gasol./el éc.	FWD	998	88	120	07.21-	*
1.5 T-GDI Eco-Dynamics+		Gasol./el éc.	FWD	1482	118	160	01.21-	*
1.6 CRDi 115 (D4FE)		Diesel	FWD	1598	85	116	05.18-	*
1.6 CRDi 136 (D4FE)		Diesel	FWD	1598	100	136	05.18-	*
CEE'D III Van (CD) 03.18-					Furgón/hatchback (Compact car-C Segment)			
T-GDI (G3LC)		Gasolina	FWD	998	88	120	03.18-	*
1.4 T-GDI (G4LD)		Gasolina	FWD	1353	103	140	03.18-12.20	*
T-GDI GT (G4FJ)		Gasolina	FWD	1591	150	204	10.18-	*
CRDi 115 (D4FE)		Diesel	FWD	1598	85	116	03.18-	*
CRDi 136 (D4FE)		Diesel	FWD	1598	100	136	03.18-	*
CERATO II / FORTE II / K3 II (TD) 01.09-					Sedán (Compact car-C Segment)			
1.8		Gasolina	FWD	1979	110	150	04.13-	*
2.0		Gasolina	FWD	1999	129	175	04.13-	*
CERATO II KOUP / FORTE KOUP / K3 (TD) 01.09-					Coupé (Compact car-C Segment)			
1.6 CVVT (G4FJ)		Gasolina	FWD	1591	150	204	09.13-02.14	*
2.0 GDI		Gasolina	FWD	1999	129	175	09.13-	*
CERATO III / FORTE III / K3 (YD) 09.12-					Sedán (Compact car-C Segment)			
1.6 16V (YD) (G4FG)		Gasolina	FWD	1591	90	122	05.15-	*
1.6 CVVT		Gasolina	FWD	1591	94	128	11.14-10.18	*
1.6 CVVT		Gasolina	FWD	1591	95	129	07.16-06.18	*
1.6 MPi (G4FG)		Gasolina	FWD	1591	96	130	06.13-05.17	*
1.6 GDI		Gasolina	FWD	1591	103	140	09.12-	*
1.8		Gasolina	FWD	1797	107	145	01.14-	*
2.0 MPi (G4KD)		Gasolina	FWD	1997	110	150	06.13-12.16	*
2.0 CVVT		Gasolina	FWD	1998	118	160	07.16-12.18	*
2.0 MPi (G4NA)		Gasolina	FWD	1999	112	152	03.16-06.18	*
2.0 CVVT (G4NA)		Gasolina	FWD	1999	117	159	12.14-12.18	*
1.6 16V Flex (F4FA)		Gasol./Et anol	FWD	1591	94	128	06.13-09.19	*
1.6 VGT		Diesel	RWD	1582	94	128	09.12-	*
CERATO III / FORTE III / K3 EURO (YD) 09.12-					[CAMBIADO]:Fastback (Compact car-C Segment)			
1.6 CVVT (G4FC)		Gasolina	FWD	1591	95	129	11.14-	*
1.6 GDI		Gasolina	FWD	1591	103	140	09.12-	*
1.6 Turbo (G4FJ)		Gasolina	FWD	1591	150	204	09.13-	*
1.8 (G4NB)		Gasolina	FWD	1797	110	150	04.13-03.16	*
2.0 CVVT (G4KD)		Gasolina	FWD	1998	116	158	05.13-	*
2.0 CVVT		Gasolina	FWD	1999	112	152	01.16-	*
2.0 CVVT (G4NA)		Gasolina	FWD	1999	118	160	07.16-	*
2.0 DGI (G4NC)		Gasolina	FWD	1999	129	175	06.13-	*
CERATO III KOUP / K3 KOUP (YD) 12.13-					Coupé (Compact car-C Segment)			
1.6 GDI (G4FD)		Gasolina	FWD	1591	97	132	12.13-	*
1.6 GDI		Gasolina	FWD	1591	103	140	12.13-	*
1.6 T-GDI (G4FJ)		Gasolina	FWD	1591	150	204	12.13-	*

# LISTA DE APLICACIONES - BUYERS GUIDE

1.6 T-GDI		Gasolina	FWD	1591	152	207	07.16-	*
2.0 MPI		Gasolina	FWD	1998	110	150	12.13-	*
2.0 GDI (G4NC)		Gasolina	FWD	1998	118	161	09.14-	*
2.0 GDI		Gasolina	FWD	1998	129	175	09.14-03.16	*
2.0 CVVT		Gasolina	FWD	1999	117	159	12.14-	*
2.0 CVVT		Gasolina	FWD	1999	118	160	03.16-	*
2.0 GDI (G4NC)		Gasolina	FWD	1999	121	165	09.14-	*
<b>FORTE II (U.S.A.) 09.10-</b>					<b>[CAMBIADO]:Fastback (Compact car-C Segment)</b>			
2.0		Gasolina	FWD	1998	116	158	09.11-	*
<b>FORTE II (U.S.A.) 09.09-</b>					<b>Coupé (Compact car-C Segment)</b>			
2.0		Gasolina	FWD	1998	116	158	09.09-	*
2.4		Gasolina	FWD	2359	127	173	09.09-	*
2.4		Gasolina	FWD	2359	129	175	09.12-	*
<b>FORTE II (U.S.A.) 09.09-</b>					<b>Sedán (Compact car-C Segment)</b>			
2.0		Gasolina	FWD	1998	116	158	09.09-	*
2.4		Gasolina	FWD	2359	129	175	09.09-	*
<b>PRO CEE'D II (JD) 03.13-</b>					<b>[CAMBIADO]:Fastback (Compact car-C Segment)</b>			
1.0 T-GDI (G3LC)		Gasolina	FWD	998	74	100	07.15-07.18	*
1.0 T-GDI (G3LC)		Gasolina	FWD	998	88	120	07.15-07.18	*
1.4 MPI		Gasolina	FWD	1368	73	100	07.13-07.18	*
1.4 MPI (G4LC)		Gasolina	FWD	1368	74	101	04.15-07.18	*
1.4 CVVT (G4FA)		Gasolina	FWD	1396	73	100	03.13-07.15	*
1.4 CVVT (G4FA)		Gasolina	FWD	1396	74	101	07.13-07.18	*
1.6 CVVT (G4FC)		Gasolina	FWD	1591	95	130	03.13-07.18	*
1.6 GDI (G4FD)		Gasolina	FWD	1591	99	135	03.13-07.18	*
1.6 GT (G4FJ)		Gasolina	FWD	1591	150	204	06.13-07.18	*
1.4 CRDi 90 (D4FC)		Diesel	FWD	1396	66	90	03.13-07.18	*
1.6 CRDi 110 (D4FB)		Diesel	FWD	1582	81	110	03.13-07.18	*
1.6 CRDi 128 (D4FB)		Diesel	FWD	1582	94	128	03.13-07.15	*
1.6 CRDi 136 (D4FB)		Diesel	FWD	1582	100	136	07.15-07.18	*
<b>PRO CEE'D II (JD) 03.12-</b>					<b>Furgón/hatchback (Compact car-C Segment)</b>			
1.0 T-GDI		Gasolina	FWD	998	88	120	05.15-07.18	*
1.4 MPI		Gasolina	FWD	1368	74	101	05.15-07.18	*
1.4 CVVT (G4FA)		Gasolina	FWD	1396	73	99	05.12-07.18	*
1.6 GDI (G4FD)		Gasolina	FWD	1591	99	135	04.15-07.18	*
1.4 CRDi (D4FC)		Diesel	FWD	1396	66	90	05.15-07.18	*
1.6 CRDi (D4FB)		Diesel	FWD	1582	94	128	10.12-07.18	*
1.6 CRDi		Diesel	FWD	1582	100	136	05.15-07.18	*
<b>QUORIS / K9 / K900 (KH) 04.12-</b>					<b>Sedán (Luxury car-F Segment)</b>			
3.3		Gasolina	FWD	3342	221	300	11.12-	*
3.8		Gasolina	FWD	3778	202	275	11.12-	*
3.8 (G6DK)		Gasolina	RWD	3778	216	294	03.17-	*
<b>SHUMA II / SPECTRA 01.10-</b>					<b>Coupé (Compact car-C Segment)</b>			
1.6 T-GDI		Gasolina	FWD	1591	150	204	02.14-	*
2.0		Gasolina	FWD	1999	118	160	02.14-	*
<b>SOUL (AM) 01.09-</b>					<b>[CAMBIADO]:Fastback (Mini MPV-M1 Segment)</b>			
1.6 CVVT (G4FC)		Gasolina	FWD	1591	77	105	02.09-12.11	*
1.6 CVVT (G4FC)		Gasolina	FWD	1591	93	126	02.09-12.11	*

# LISTA DE APLICACIONES - BUYERS GUIDE

1.6 CVVT (G4FC)	Gasolina	FWD	1591	95	129	06.11-12.14	*
1.6 Flex	Gasolina	FWD	1591	96	130	01.11-	*
1.6 GDI	Gasolina	FWD	1591	97	132	02.14-	*
1.6 GDI (G4FD)	Gasolina	FWD	1591	103	140	06.11-12.14	*
2.0	Gasolina	FWD	1999	122	166	02.09-12.14	*
1.6 Flex	Gasol./Etanol	FWD	1591	94	128	01.11-12.14	*
1.6 CRDi 115 (D4FB)	Diesel	FWD	1582	85	115	02.09-12.14	*
1.6 CRDi 128 (D4FB)	Diesel	FWD	1582	94	126	02.09-12.14	*
<b>XCEED (CD) 06.19-</b>					<b>SUV (Compact SUV-J Segment)</b>		
1.0 T-GDi LPG	Gasol./Gas (LPG)	FWD	998	86	117	05.21-	*
<b>KIA (DYK)</b>							
<b>SOUL 12.09-</b>					<b>[CAMBIADO]:Fastback (Mini MPV-M1 Segment)</b>		
1.6	Gasolina	FWD	1591	91	124	12.09-	*
2.0	Gasolina	FWD	2000	105	143	12.09-	*