

LISTA DE APLICACIONES - BUYERS GUIDE

RB2028



8 424073 137463

Qty: 300

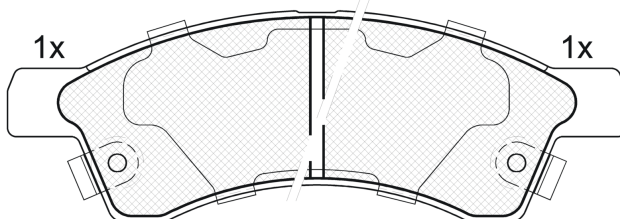
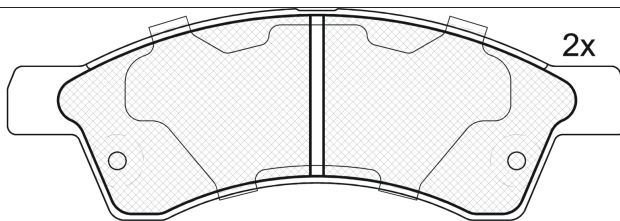
Weight: 1.220

O.E.M.

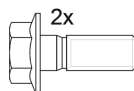
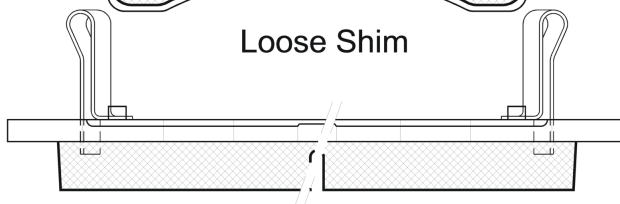
2779-4210-0125

MAKE

TATA



Loose Shim



1-Ref. 690059

RB2028



90R-01111/3265



141.1x48.2x16.6

Sin Filas



Trac.

CC

Kw

CV



Front / Rear

TATA

INDIGO II MANZA 08.09-

Sedán (Supermini car-B Segment)

| | | | | | | | |
|------------------|----------|-----|------|----|----|-------------|---|
| 1.4 (350 A1.000) | Gasolina | FWD | 1368 | 66 | 90 | 08.09-12.14 | * |
| 1.3 D | Diesel | RWD | 1248 | 66 | 90 | 08.09- | * |