


LISTA DE APLICACIONES - BUYERS GUIDE

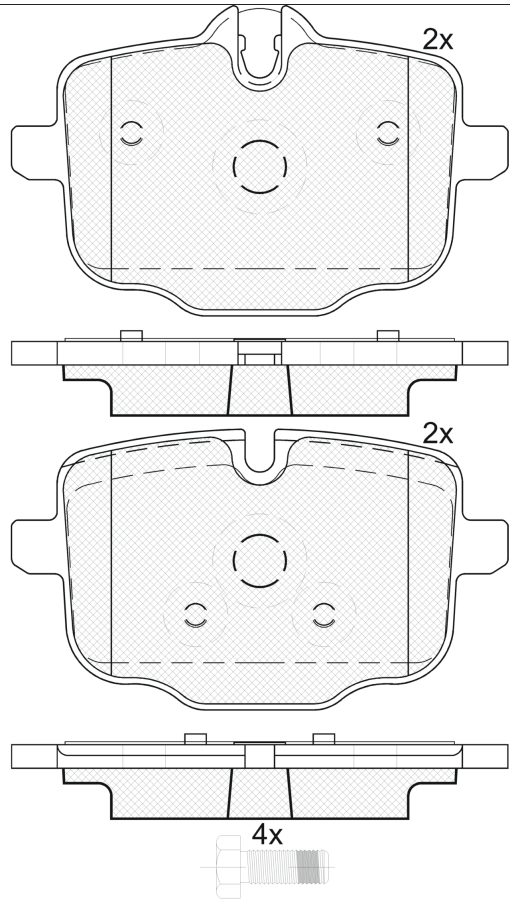
RB2005



8 424073 137234


Qty: 300 Weight: 1.610

O.E.M.	MAKE
34 21 2 449 304	BMW
34 21 2 449 305	BMW
34 21 6 775 346	BMW
34 21 6 798 196	BMW
34 21 6 857 805	BMW
34 21 6 867 175	BMW
34 21 6 890 353	BMW
34 21 8 847 061	BMW



1-Ref. 690042

RB2005



E 90R-01111/2754

Trw

116.1x65.6x18

116.1x72.5x18

WVA

24703

24704

FMSI

D1469-8669

Sin Filas



Trac.	CC	Kw	CV		
					
				Front / Rear	

ALPINA							
B6 VI Gran Coupe (F06) 04.14-				Coupé (Executive car-E Segment)			
BITURBO A las 4 ruedas (N63 B44 A)	Gasolina	4WD	4395	397	540	04.14-12.14	*
BITURBO A las 4 ruedas (N63 B44 B)	Gasolina	4WD	4395	441	600	01.15-03.16	*
XB7 (G07) 05.20-				SUV (Luxury Crossover SUV-J Segment)			
BITURBO (N63 B44 D)	Gasolina	4WD	4395	457	621	05.20-	*
XD3 (G01) 07.18-				SUV (Luxury Crossover SUV-J Segment)			
BITURBO Mild-Hybrid A las 4 ruedas	Diesel/el éc.	4WD	2993	261	355	11.20-	*
BITURBO A las 4 ruedas (B57 D30 A)	Diesel	4WD	2993	245	333	11.18-10.20	*
BITURBO A las 4 ruedas (B57 D30 A)	Diesel	4WD	2993	285	388	07.18-	*
XD4 (G02) 07.18-				SUV (Luxury Crossover SUV-J Segment)			
BITURBO A las 4 ruedas (B57 D30 A)	Diesel	4WD	2993	285	388	07.18-	*
BMW							
2 Serie II (G42, G87) 08.21-				Coupé (Compact car-C Segment)			
M2	Gasolina	RWD	2993	338	460	11.22-	*
M2	Gasolina	RWD	2993	353	480	08.24-	*
3 Serie VII (G20, G80, G28) 11.18-				Sedán (Compact executive car-D Segment)			
M3 Competition xDrive	Gasolina	4WD	2993	390	530	07.24-	*
M3 CS xDrive	Gasolina	4WD	2993	405	551	03.23-	*
3 Serie VII Touring (G21, G81) 07.19-				[CAMBIADO]:Break (Compact executive car-D Segment)			
M3 Competition xDrive	Gasolina	4WD	2993	375	510	07.22-07.24	*

LISTA DE APLICACIONES - BUYERS GUIDE

4 Serie II (G23, G83) 11.20-					Cabrío (Compact executive car-D Segment)			
M4 Competition M xDrive	Gasolina	4WD	2993		390	530	03.24-	*
4 Serie II (G22, G82) 07.20-					Coupé (Compact executive car-D Segment)			
M4 Competition M xDrive	Gasolina	4WD	2993		390	530	03.24-	*
5 Serie VI (F10) 01.09-10.16					Sedán (Executive car-E Segment)			
550i	Gasolina	FWD					09.12-	*
550i	Gasolina	FWD					03.10-12.12	*
550i	Gasolina	FWD			298	405	09.12-	*
535i (N55 B30 A)	Gasolina	RWD	2979		225	306	01.10-10.16	*
535 i xDrive (N55 B30 A)	Gasolina	4WD	2979		225	306	03.11-10.16	*
535i (N55 B30 A)	Gasolina	RWD	2979		240	326	07.13-10.16	*
535 i xDrive (N55 B30 A)	Gasolina	4WD	2979		240	326	07.13-10.16	*
3.0 535i	Gasolina	FWD	2996		225	306	03.10-	*
550i (N63 B44 A)	Gasolina	RWD	4395		300	408	03.10-06.13	*
550 i xDrive (N63 B44 A)	Gasolina	4WD	4395		300	408	08.10-06.13	*
550i (N63 B44 B)	Gasolina	RWD	4395		330	449	07.13-10.16	*
550 i xDrive (N63 B44 B)	Gasolina	4WD	4395		330	449	07.13-10.16	*
ActiveHybrid (N55 B30 A)	Gasol./el éc.	RWD	2979		225	306	12.11-10.16	*
ActiveHybrid (N55 B30 A)	Gasol./el éc.	RWD	2979		250	340	12.11-10.16	*
525 d (N47 D20 D)	Diesel	RWD	1995		155	211	09.11-10.16	*
525 d xDrive (N47 D20 D)	Diesel	4WD	1995		155	211	09.11-10.16	*
525 d (N47 D20 D)	Diesel	RWD	1995		160	218	09.11-10.16	*
525 d xDrive (N47 D20 D)	Diesel	4WD	1995		160	218	09.11-10.16	*
525 d (N57 D30 A)	Diesel	RWD	2993		150	204	03.10-08.11	*
530 d (N57 D30 A)	Diesel	RWD	2993		180	245	01.10-08.11	*
530 d (N57 D30 A)	Diesel	RWD	2993		190	258	09.11-10.16	*
530 d xDrive (N57 D30 A)	Diesel	4WD	2993		190	258	03.11-10.16	*
530 d (N57 D30 A)	Diesel	RWD	2993		210	286	09.10-10.16	*
530 d xDrive (N57 D30 A)	Diesel	4WD	2993		210	286	03.11-10.16	*
535 d (N57 D30 B)	Diesel	RWD	2993		220	299	09.10-08.11	*
535 d (N57 D30 B)	Diesel	RWD	2993		230	313	09.11-10.16	*
535 d xDrive (N57 D30 B)	Diesel	4WD	2993		230	313	09.11-10.16	*
M 550 d xDrive (N57 D30 C)	Diesel	4WD	2993		280	381	03.12-10.16	*
5 Serie VI GRAN TURISMO (F07) 01.09-					[CAMBIADO]:Fastback (Grand Tourer-S Segment)			
550i	Gasolina	RWD	4395		298	405	10.09-06.12	*
550i	Gasolina	FWD	4395		298	405	09.10-	*
550 i xDrive (N63 B44 A)	Gasolina	4WD	4395		300	408	06.10-06.12	*
550i (N63 B44 A)	Gasolina	RWD	4395		330	449	07.12-02.17	*
550i (N63 B44 B)	Gasolina	RWD	4395		330	449	07.12-02.17	*
550 i xDrive (N63 B44 B)	Gasolina	4WD	4395		330	449	07.12-02.17	*
5 Serie VI Touring (F11) 11.09-					[CAMBIADO]:Break (Executive car-E Segment)			
535i (N55 B30 A)	Gasolina	RWD	2979		225	306	06.10-02.17	*
535 i xDrive (N55 B30 A)	Gasolina	4WD	2979		225	306	09.11-02.17	*
535i (N55 B30 A)	Gasolina	RWD	2979		240	326	07.13-02.17	*
535 i xDrive (N55 B30 A)	Gasolina	4WD	2979		240	326	07.13-02.17	*
523 i (N53 B30 A)	Gasolina	RWD	2996		150	204	11.09-08.11	*
550i (N63 B44 A)	Gasolina	RWD	4395		300	408	09.10-06.13	*
550i (N63 B44 B)	Gasolina	RWD	4395		330	449	07.13-02.17	*

LISTA DE APLICACIONES - BUYERS GUIDE

518 d (B47 D20 A)		Diesel	RWD	1995	100	136	07.13-02.17	*
518 d (N47 D20 C)		Diesel	RWD	1995	100	136	07.13-02.17	*
520 d (N47 D20 C)		Diesel	RWD	1995	100	136	06.10-06.14	*
520 d xDrive (N47 D20 C)		Diesel	4WD	1995	100	136	07.13-06.14	*
518 d (N47 D20 C)		Diesel	RWD	1995	105	143	07.13-06.14	*
518 d (B47 D20 A)		Diesel	RWD	1995	110	150	07.14-02.17	*
518 d (B47 D20 A)		Diesel	RWD	1995	120	163	07.14-02.17	*
520 d (B47 D20 A)		Diesel	RWD	1995	120	163	06.10-02.17	*
520 d (N47 D20 C)		Diesel	RWD	1995	120	163	06.10-02.17	*
520 d xDrive (B47 D20 A)		Diesel	4WD	1995	120	163	07.13-02.17	*
520 d (N47 D20 C)		Diesel	RWD	1995	135	184	06.10-06.14	*
520 d xDrive (N47 D20 C)		Diesel	4WD	1995	135	184	07.13-06.14	*
520 d (B47 D20 A)		Diesel	RWD	1995	140	190	07.14-02.17	*
520 d xDrive (B47 D20 A)		Diesel	4WD	1995	140	190	07.14-02.17	*
520 d (N47 D20 C)		Diesel	RWD	1995	147	200	06.10-06.14	*
520 d xDrive (N47 D20 C)		Diesel	4WD	1995	147	200	07.13-06.14	*
520 d (B47 D20 A)		Diesel	RWD	1995	151	205	07.14-02.17	*
520 d xDrive (B47 D20 A)		Diesel	4WD	1995	151	205	07.14-02.17	*
520 d (B47 D20 A)		Diesel	RWD	1995	155	211	07.14-02.17	*
520 d xDrive (B47 D20 A)		Diesel	4WD	1995	155	211	07.14-02.17	*
525 d (N47 D20 D)		Diesel	RWD	1995	155	211	09.11-02.17	*
525 d xDrive (N47 D20 D)		Diesel	4WD	1995	155	211	07.13-02.17	*
525 d (N47 D20 D)		Diesel	RWD	1995	160	218	09.11-02.17	*
525 d xDrive (N47 D20 D)		Diesel	4WD	1995	160	218	07.13-02.17	*
525 d (N57 D30 A)		Diesel	RWD	2993	150	204	09.10-08.11	*
530 d (N57 D30 A)		Diesel	RWD	2993	180	245	06.10-08.11	*
530 d (N57 D30 A)		Diesel	RWD	2993	190	258	09.11-02.17	*
530 d xDrive (N57 D30 A)		Diesel	4WD	2993	190	258	03.11-02.17	*
530 d (N57 D30 A)		Diesel	RWD	2993	210	286	09.11-02.17	*
530 d xDrive (N57 D30 A)		Diesel	4WD	2993	210	286	03.11-02.17	*
535 d (N57 D30 B)		Diesel	RWD	2993	220	299	09.10-08.11	*
535 d (N57 D30 B)		Diesel	RWD	2993	230	313	09.11-02.17	*
535 d xDrive (N57 D30 B)		Diesel	4WD	2993	230	313	09.11-02.17	*
M 550 d xDrive (N57 D30 C)		Diesel	4WD	2993	280	381	03.12-02.17	*
5 Serie VII (G30, F90) 09.16-					Sedán (Executive car-E Segment)			
520 i (B48 B16 A)		Gasolina	RWD	1597	125	170	07.17-06.23	*
520 i (B48 B20 A)		Gasolina	RWD	1998	120	163	07.17-06.20	*
520 i (B48 B20 B)		Gasolina	RWD	1998	120	163	07.17-06.20	*
520 i (B48 B20 A)		Gasolina	RWD	1998	135	184	07.17-	*
520 i (B48 B20 B)		Gasolina	RWD	1998	135	184	07.17-	*
520 i (B48 B20 A)		Gasolina	RWD	1998	155	211	07.17-06.20	*
520 i (B48 B20 B)		Gasolina	RWD	1998	155	211	07.17-06.20	*
530i		Gasolina	RWD	1998	180	245	05.22-06.23	*
530 i xDrive		Gasolina	4WD	1998	180	245	05.22-06.23	*
530 i xDrive (B48 B20 B)		Gasolina	4WD	1998	183	249	09.16-06.23	*
530i (B46 B20 B)		Gasolina	RWD	1998	185	252	09.16-06.20	*
530i (B48 B20 B)		Gasolina	RWD	1998	185	252	09.16-06.20	*
530 i xDrive (B46 B20 B)		Gasolina	4WD	1998	185	252	09.16-06.20	*
530 i xDrive (B48 B20 B)		Gasolina	4WD	1998	185	252	09.16-06.20	*
540 i (B58 B30 A)		Gasolina	RWD	2998	250	340	09.16-06.20	*
540 i (B58 B30 C)		Gasolina	RWD	2998	250	340	09.16-06.20	*

LISTA DE APLICACIONES - BUYERS GUIDE

540 i xDrive (B58 B30 A)		Gasolina	4WD	2998	250	340	09.16-06.20	*
540 i (B58 B30 A)		Gasolina	RWD	2998	265	360	09.16-06.20	*
540 i xDrive (B58 B30 A)		Gasolina	4WD	2998	265	360	09.16-06.20	*
M 550 i xDrive (N63 B44 C)		Gasolina	4WD	4395	340	462	03.17-06.19	*
M 550 i xDrive (N63 B44 D)		Gasolina	4WD	4395	390	530	07.19-06.23	*
520 E PLUG-IN-HYBRID		Gasol./el éc.	RWD	1998	120	163	03.21-	*
520 i Mild-Hybrid (B48 B20 A)		Gasol./el éc.	RWD	1998	120	163	07.20-06.23	*
520 i Mild-Hybrid (JA1)		Gasol./el éc.	RWD	1998	120	163	07.20-06.23	*
530 e Plug-in-Hybrid (B48 B20 A)		Gasol./el éc.	RWD	1998	120	163	07.19-	*
530 e Plug-in-Hybrid (GC1)		Gasol./el éc.	RWD	1998	120	163	07.19-	*
530 e Plug-in-Hybrid xDrive (B48 B20 A)		Gasol./el éc.	4WD	1998	120	163	07.19-	*
530 e Plug-in-Hybrid xDrive (GC1)		Gasol./el éc.	4WD	1998	120	163	07.19-	*
520 i Mild-Hybrid (B48 B20 A)		Gasol./el éc.	RWD	1998	135	184	07.20-06.23	*
520 i Mild-Hybrid (JA1)		Gasol./el éc.	RWD	1998	135	184	07.20-06.23	*
530 e Plug-in-Hybrid (B46 B20 B)		Gasol./el éc.	RWD	1998	135	184	03.17-	*
530 e Plug-in-Hybrid (B48 B20 A)		Gasol./el éc.	RWD	1998	135	184	03.17-	*
530 e Plug-in-Hybrid (GC1)		Gasol./el éc.	RWD	1998	135	184	03.17-	*
530 e Plug-in-Hybrid xDrive (B46 B20 B)		Gasol./el éc.	4WD	1998	135	184	03.17-	*
530 e Plug-in-Hybrid xDrive (B48 B20 A)		Gasol./el éc.	4WD	1998	135	184	03.17-	*
530 e Plug-in-Hybrid xDrive (GC1)		Gasol./el éc.	4WD	1998	135	184	03.17-	*
520 E PLUG-IN-HYBRID		Gasol./el éc.	RWD	1998	150	204	03.21-05.22	*
530 e Plug-in-Hybrid (B48 B20 A)		Gasol./el éc.	RWD	1998	170	231	07.19-06.20	*
530 e Plug-in-Hybrid (GC1)		Gasol./el éc.	RWD	1998	170	231	07.19-06.20	*
530 e Plug-in-Hybrid xDrive (B48 B20 A)		Gasol./el éc.	4WD	1998	170	231	07.19-06.23	*
530 e Plug-in-Hybrid xDrive (GC1)		Gasol./el éc.	4WD	1998	170	231	07.19-06.23	*
530 i Mild-Hybrid		Gasol./el éc.	RWD	1998	180	245	05.22-06.23	*
530 i Mild-Hybrid xDrive		Gasol./el éc.	4WD	1998	180	245	05.22-06.23	*
530e Plug-in Hybrid (B46 B20 B)		Gasol./el éc.	RWD	1998	185	252	03.17-06.20	*
530e Plug-in Hybrid (B48 B20 A)		Gasol./el éc.	RWD	1998	185	252	03.17-06.20	*
530e Plug-in Hybrid (GC1)		Gasol./el éc.	RWD	1998	185	252	03.17-06.20	*
530 e Plug-in-Hybrid xDrive (B46 B20 B)		Gasol./el éc.	4WD	1998	185	252	03.17-06.23	*
530 e Plug-in-Hybrid xDrive (B48 B20 A)		Gasol./el éc.	4WD	1998	185	252	03.17-06.23	*
530 e Plug-in-Hybrid xDrive (GC1)		Gasol./el éc.	4WD	1998	185	252	03.17-06.23	*
530 i Mild-Hybrid (B48 B20 B)		Gasol./el éc.	RWD	1998	185	252	07.20-06.23	*
530 i Mild-Hybrid (JA1)		Gasol./el éc.	RWD	1998	185	252	07.20-06.23	*
530 i Mild-Hybrid xDrive (B48 B20 B)		Gasol./el éc.	4WD	1998	185	252	07.20-06.23	*
530 i Mild-Hybrid xDrive (JA1)		Gasol./el éc.	4WD	1998	185	252	07.20-06.23	*

LISTA DE APLICACIONES - BUYERS GUIDE

530 e Plug-in-Hybrid (B48 B20 A)		Gasol./el éc.	RWD	1998	200	272	07.20-06.23	*
530 e Plug-in-Hybrid (GC1)		Gasol./el éc.	RWD	1998	200	272	07.20-06.23	*
530 e Plug-in-Hybrid xDrive (B48 B20 A)		Gasol./el éc.	4WD	1998	200	272	07.20-06.23	*
530 e Plug-in-Hybrid xDrive (GC1)		Gasol./el éc.	4WD	1998	200	272	07.20-06.23	*
530 e Plug-in-Hybrid (B46 B20 B)		Gasol./el éc.	RWD	1998	215	292	07.20-06.23	*
530 e Plug-in-Hybrid (B48 B20 A)		Gasol./el éc.	RWD	1998	215	292	07.20-06.23	*
530 e Plug-in-Hybrid (GC1)		Gasol./el éc.	RWD	1998	215	292	07.20-06.23	*
530 e Plug-in-Hybrid xDrive (B46 B20 B)		Gasol./el éc.	4WD	1998	215	292	07.20-06.23	*
530 e Plug-in-Hybrid xDrive (B48 B20 A)		Gasol./el éc.	4WD	1998	215	292	07.20-06.23	*
530 e Plug-in-Hybrid xDrive (GC1)		Gasol./el éc.	4WD	1998	215	292	07.20-06.23	*
545 e Plug-in-Hybrid xDrive (B58 B30 C)		Gasol./el éc.	4WD	2998	210	286	11.20-	*
545 e Plug-in-Hybrid xDrive (GC1)		Gasol./el éc.	4WD	2998	210	286	11.20-	*
540 i Mild-Hybrid (B58 B30 C)		Gasol./el éc.	RWD	2998	245	333	07.20-05.23	*
540 i Mild-Hybrid (JA1)		Gasol./el éc.	RWD	2998	245	333	07.20-05.23	*
540 i Mild-Hybrid xDrive (B58 B30 C)		Gasol./el éc.	4WD	2998	245	333	07.20-06.23	*
540 i Mild-Hybrid xDrive (JA1)		Gasol./el éc.	4WD	2998	245	333	07.20-06.23	*
545 e Plug-in-Hybrid xDrive (B58 B30 C)		Gasol./el éc.	4WD	2998	290	394	11.20-06.23	*
545 e Plug-in-Hybrid xDrive (GC1)		Gasol./el éc.	4WD	2998	290	394	11.20-06.23	*
518 d Mild-Hybrid (B47 D20 B)		Diesel/el éc.	RWD	1995	100	136	07.20-06.23	*
518 d Mild-Hybrid (JA1)		Diesel/el éc.	RWD	1995	100	136	07.20-06.23	*
518 d Mild-Hybrid (B47 D20 B)		Diesel/el éc.	RWD	1995	110	150	07.20-06.23	*
518 d Mild-Hybrid (JA1)		Diesel/el éc.	RWD	1995	110	150	07.20-06.23	*
520 d Mild-Hybrid (B47 D20 B)		Diesel/el éc.	RWD	1995	120	163	11.19-06.23	*
520 d Mild-Hybrid (JA1)		Diesel/el éc.	RWD	1995	120	163	11.19-06.23	*
520 d Mild-Hybrid (B47 D20 B)		Diesel/el éc.	RWD	1995	140	190	11.19-06.23	*
520 d Mild-Hybrid (JA1)		Diesel/el éc.	RWD	1995	140	190	11.19-06.23	*
520 d Mild-Hybrid xDrive (B47 D20 B)		Diesel/el éc.	4WD	1995	140	190	11.19-06.23	*
520 d Mild-Hybrid xDrive (JA1)		Diesel/el éc.	4WD	1995	140	190	11.19-06.23	*
530 d Mild-Hybrid (B57 D30 B)		Diesel/el éc.	RWD	2993	183	249	07.20-06.23	*
530 d Mild-Hybrid (JA1)		Diesel/el éc.	RWD	2993	183	249	07.20-06.23	*
530 d Mild-Hybrid xDrive (B57 D30 B)		Diesel/el éc.	4WD	2993	183	249	07.20-06.23	*
530 d Mild-Hybrid xDrive (JA1)		Diesel/el éc.	4WD	2993	183	249	07.20-06.23	*
530 d Mild-Hybrid (B57 D30 B)		Diesel/el éc.	RWD	2993	210	286	07.20-06.23	*
530 d Mild-Hybrid (JA1)		Diesel/el éc.	RWD	2993	210	286	07.20-06.23	*
530 d Mild-Hybrid xDrive (B57 D30 B)		Diesel/el éc.	4WD	2993	210	286	07.20-06.23	*

LISTA DE APLICACIONES - BUYERS GUIDE

530 d Mild-Hybrid xDrive (JA1)		Diesel/el éc.	4WD	2993	210	286	07.20-06.23	*
540 d Mild-Hybrid xDrive (B57 D30 B)		Diesel/el éc.	4WD	2993	250	340	07.20-06.23	*
540 d Mild-Hybrid xDrive (JA1)		Diesel/el éc.	4WD	2993	250	340	07.20-06.23	*
518 d (B47 D20 B)		Diesel	RWD	1995	100	136	07.18-06.20	*
518 d (B47 D20 B)		Diesel	RWD	1995	110	150	07.18-06.20	*
520 d (B47 D20 A)		Diesel	RWD	1995	120	163	09.16-06.23	*
520 d xDrive (B47 D20 A)		Diesel	4WD	1995	120	163	09.16-06.23	*
520 d (B47 D20 A)		Diesel	RWD	1995	140	190	09.16-06.23	*
520 d (B47 D20 B)		Diesel	RWD	1995	140	190	09.16-06.23	*
520 d xDrive (B47 D20 A)		Diesel	4WD	1995	140	190	09.16-06.23	*
525 d (B47 D20 B)		Diesel	RWD	1995	155	211	07.17-06.19	*
525 d (B47 D20 B)		Diesel	RWD	1995	170	231	07.17-06.19	*
530 d xDrive (B57 D30 A)		Diesel	4WD	2993	183	249	09.16-06.20	*
530 d (B57 D30 A)		Diesel	RWD	2993	195	265	09.16-06.20	*
530 d xDrive (B57 D30 A)		Diesel	4WD	2993	195	265	09.16-06.20	*
540 d xDrive (B57 D30 A)		Diesel	4WD	2993	235	320	07.17-06.20	*
540 d xDrive (B57 D30 B)		Diesel	4WD	2993	235	320	07.17-06.20	*
540 d xDrive (G4NA)		Diesel	4WD	2993	235	320	07.17-06.20	*
M 550 d xDrive (B57 D30 C)		Diesel	4WD	2993	294	400	06.17-06.20	*
5 Serie VII Touring (G31) 03.17-					[CAMBIADO]:Break (Executive car-E Segment)			
520 i (B48 B20 A)		Gasolina	RWD	1998	120	163	07.17-06.20	*
520 i (B48 B20 A)		Gasolina	RWD	1998	135	184	07.17-06.20	*
520 i (B48 B20 A)		Gasolina	RWD	1998	155	211	07.17-06.20	*
530i		Gasolina	RWD	1998	180	245	05.22-	*
530 i xDrive		Gasolina	4WD	1998	180	245	05.22-	*
530i (B48 B20 B)		Gasolina	RWD	1998	185	252	03.17-06.20	*
530 i xDrive (B48 B20 B)		Gasolina	4WD	1998	185	252	07.17-06.20	*
540 i xDrive (B58 B30 A)		Gasolina	4WD	2998	250	340	03.17-06.20	*
540 i xDrive (B58 B30 A)		Gasolina	4WD	2998	265	360	03.17-06.20	*
520 E PLUG-IN-HYBRID		Gasol./el éc.	RWD	1998	120	163	03.21-	*
520 i Mild-Hybrid (B48 B20 A)		Gasol./el éc.	RWD	1998	120	163	07.20-	*
520 i Mild-Hybrid (JA1)		Gasol./el éc.	RWD	1998	120	163	07.20-	*
530 e Plug-in-Hybrid (B48 B20 A)		Gasol./el éc.	RWD	1998	120	163	11.20-	*
530 e Plug-in-Hybrid (GC1)		Gasol./el éc.	RWD	1998	120	163	11.20-	*
530 e Plug-in-Hybrid xDrive (B48 B20 A)		Gasol./el éc.	4WD	1998	120	163	11.20-	*
530 e Plug-in-Hybrid xDrive (GC1)		Gasol./el éc.	4WD	1998	120	163	11.20-	*
520 i Mild-Hybrid (B48 B20 A)		Gasol./el éc.	RWD	1998	135	184	07.20-	*
520 i Mild-Hybrid (JA1)		Gasol./el éc.	RWD	1998	135	184	07.20-	*
530 e Plug-in-Hybrid (B48 B20 A)		Gasol./el éc.	RWD	1998	135	184	11.20-	*
530 e Plug-in-Hybrid (GC1)		Gasol./el éc.	RWD	1998	135	184	11.20-	*
530 e Plug-in-Hybrid xDrive (B48 B20 A)		Gasol./el éc.	4WD	1998	135	184	11.20-	*
530 e Plug-in-Hybrid xDrive (GC1)		Gasol./el éc.	4WD	1998	135	184	11.20-	*
520 E PLUG-IN-HYBRID		Gasol./el éc.	RWD	1998	150	204	03.21-05.22	*

LISTA DE APLICACIONES - BUYERS GUIDE

530 i Mild-Hybrid (B48 B20 B)		Gasol./el éc.	RWD	1998	180	245	07.22-	*
530 i Mild-Hybrid xDrive (B48 B20 B)		Gasol./el éc.	4WD	1998	180	245	07.22-	*
530 i Mild-Hybrid (B48 B20 B)		Gasol./el éc.	RWD	1998	185	252	07.20-	*
530 i Mild-Hybrid (JA1)		Gasol./el éc.	RWD	1998	185	252	07.20-	*
530 i Mild-Hybrid xDrive (B48 B20 B)		Gasol./el éc.	4WD	1998	185	252	07.20-	*
530 i Mild-Hybrid xDrive (JA1)		Gasol./el éc.	4WD	1998	185	252	07.20-	*
530 e Plug-in-Hybrid (B48 B20 A)		Gasol./el éc.	RWD	1998	200	272	11.20-	*
530 e Plug-in-Hybrid (GC1)		Gasol./el éc.	RWD	1998	200	272	11.20-	*
530 e Plug-in-Hybrid xDrive (B48 B20 A)		Gasol./el éc.	4WD	1998	200	272	11.20-	*
530 e Plug-in-Hybrid xDrive (GC1)		Gasol./el éc.	4WD	1998	200	272	11.20-	*
530 e Plug-in-Hybrid (B48 B20 A)		Gasol./el éc.	RWD	1998	215	292	11.20-	*
530 e Plug-in-Hybrid (GC1)		Gasol./el éc.	RWD	1998	215	292	11.20-	*
530 e Plug-in-Hybrid xDrive (B48 B20 A)		Gasol./el éc.	4WD	1998	215	292	11.20-	*
530 e Plug-in-Hybrid xDrive (GC1)		Gasol./el éc.	4WD	1998	215	292	11.20-	*
540 i Mild-Hybrid xDrive (B58 B30 C)		Gasol./el éc.	4WD	2998	245	333	07.20-	*
540 i Mild-Hybrid xDrive (JA1)		Gasol./el éc.	4WD	2998	245	333	07.20-	*
518 d Mild-Hybrid (B47 D20 B)		Diesel/el éc.	RWD	1995	100	136	07.20-	*
518 d Mild-Hybrid (JA1)		Diesel/el éc.	RWD	1995	100	136	07.20-	*
518 d Mild-Hybrid (B47 D20 B)		Diesel/el éc.	RWD	1995	110	150	07.20-	*
518 d Mild-Hybrid (JA1)		Diesel/el éc.	RWD	1995	110	150	07.20-	*
520 d Mild-Hybrid (B47 D20 B)		Diesel/el éc.	RWD	1995	120	163	11.19-	*
520 d Mild-Hybrid (JA1)		Diesel/el éc.	RWD	1995	120	163	11.19-	*
520 d Mild-Hybrid (B47 D20 B)		Diesel/el éc.	RWD	1995	140	190	11.19-	*
520 d Mild-Hybrid (JA1)		Diesel/el éc.	RWD	1995	140	190	11.19-	*
520 d Mild-Hybrid xDrive (B47 D20 B)		Diesel/el éc.	4WD	1995	140	190	11.19-	*
520 d Mild-Hybrid xDrive (JA1)		Diesel/el éc.	4WD	1995	140	190	11.19-	*
530 d Mild-Hybrid (B57 D30 B)		Diesel/el éc.	RWD	2993	183	249	07.20-	*
530 d Mild-Hybrid (JA1)		Diesel/el éc.	RWD	2993	183	249	07.20-	*
530 d Mild-Hybrid xDrive (B57 D30 B)		Diesel/el éc.	4WD	2993	183	249	07.20-	*
530 d Mild-Hybrid xDrive (JA1)		Diesel/el éc.	4WD	2993	183	249	07.20-	*
530 d Mild-Hybrid (B57 D30 B)		Diesel/el éc.	RWD	2993	210	286	07.20-	*
530 d Mild-Hybrid (JA1)		Diesel/el éc.	RWD	2993	210	286	07.20-	*
530 d Mild-Hybrid xDrive (B57 D30 B)		Diesel/el éc.	4WD	2993	210	286	07.20-	*
530 d Mild-Hybrid xDrive (JA1)		Diesel/el éc.	4WD	2993	210	286	07.20-	*
540 d Mild-Hybrid xDrive (B57 D30 B)		Diesel/el éc.	4WD	2993	250	340	07.20-	*

LISTA DE APLICACIONES - BUYERS GUIDE

540 d Mild-Hybrid xDrive (JA1)		Diesel/el éc.	4WD	2993	250	340	07.20-	*
518 d (B47 D20 B)		Diesel	RWD	1995	100	136	07.18-06.20	*
518 d (B47 D20 B)		Diesel	RWD	1995	110	150	07.18-06.20	*
520 d (B47 D20 A)		Diesel	RWD	1995	120	163	03.17-	*
520 d (B47 D20 B)		Diesel	RWD	1995	120	163	03.17-	*
520 d xDrive (B47 D20 A)		Diesel	4WD	1995	120	163	07.17-	*
520 d xDrive (B47 D20 B)		Diesel	4WD	1995	120	163	07.17-	*
520 d (B47 D20 A)		Diesel	RWD	1995	140	190	03.17-	*
520 d (B47 D20 B)		Diesel	RWD	1995	140	190	03.17-	*
520 d xDrive (B47 D20 A)		Diesel	4WD	1995	140	190	07.17-	*
520 d xDrive (B47 D20 B)		Diesel	4WD	1995	140	190	07.17-	*
525 d (B47 D20 B)		Diesel	RWD	1995	155	211	07.17-06.19	*
525 d (B47 D20 B)		Diesel	RWD	1995	170	231	07.17-06.19	*
530 d (B57 D30 A)		Diesel	RWD	2993	195	265	03.17-06.20	*
530 d xDrive (B57 D30 A)		Diesel	4WD	2993	195	265	03.17-06.20	*
540 d xDrive (B57 D30 B)		Diesel	4WD	2993	235	320	07.17-06.20	*
M 550 d xDrive (B57 D30 C)		Diesel	4WD	2993	294	400	07.17-	*
5 Serie VII Touring Van (G31) 03.17-					[CAMBIADO]:Furgón/Break (Executive car-E Segment)			
520 i (B48 B20 A)		Gasolina	RWD	1998	135	184	07.17-	*
530i (B48 B20 B)		Gasolina	RWD	1998	185	252	03.17-	*
530 i xDrive (B48 B20 B)		Gasolina	4WD	1998	185	252	07.17-	*
540 i xDrive (B58 B30 A)		Gasolina	4WD	2998	250	340	03.17-	*
520 d (B47 D20 A)		Diesel	RWD	1995	140	190	03.17-11.19	*
520 d (B47 D20 B)		Diesel	RWD	1995	140	190	03.17-11.19	*
520 d xDrive (B47 D20 A)		Diesel	4WD	1995	140	190	07.17-11.19	*
520 d xDrive (B47 D20 B)		Diesel	4WD	1995	140	190	07.17-11.19	*
530 d (B57 D30 A)		Diesel	RWD	2993	195	265	03.17-	*
530 d xDrive (B57 D30 A)		Diesel	4WD	2993	195	265	03.17-	*
540 d xDrive (B57 D30 B)		Diesel	4WD	2993	235	320	07.17-	*
6 Serie III (F12) 12.10-06.18					Cabrio (Grand Tourer-S Segment)			
640 i (N55 B30 A)		Gasolina	RWD	2979	235	320	09.11-06.18	*
640 i xDrive (N55 B30 A)		Gasolina	4WD	2979	235	320	03.13-06.18	*
650 i (N63 B44 A)		Gasolina	RWD	4395	298	405	09.11-12.12	*
650 i (N63 B44 A)		Gasolina	RWD	4395	300	408	12.10-06.12	*
650 i xDrive (N63 B44 A)		Gasolina	4WD	4395	300	407	09.11-06.12	*
650 i (N63 B44 A)		Gasolina	RWD	4395	330	449	07.12-06.18	*
650 i (N63 B44 B)		Gasolina	RWD	4395	330	449	07.12-06.18	*
650 i xDrive (N63 B44 A)		Gasolina	4WD	4395	330	449	07.12-06.18	*
650 i xDrive (N63 B44 B)		Gasolina	4WD	4395	330	449	07.12-06.18	*
640 d (N57 D30 B)		Diesel	RWD	2993	230	313	09.11-06.18	*
640 d xDrive (N57 D30 B)		Diesel	4WD	2993	230	313	03.12-06.18	*
6 Serie III (F13) 07.11-10.17					Coupé (Grand Tourer-S Segment)			
640 i (N55 B30 A)		Gasolina	RWD	2979	235	320	07.11-10.17	*
640 i (N55 B30 A)		Gasolina	RWD	2979	235	320	03.12-10.18	*
640 i xDrive (N55 B30 A)		Gasolina	4WD	2979	235	320	03.13-10.17	*
640 i xDrive (N55 B30 A)		Gasolina	4WD	2979	235	320	03.13-10.18	*
650 i (N63 B44 A)		Gasolina	RWD	4395	298	405	09.11-12.12	*
650 i (N63 B44 A)		Gasolina	RWD	4395	300	408	07.11-06.12	*
650 i xDrive (N63 B44 A)		Gasolina	4WD	4395	300	408	09.11-02.15	*
650 i (N63 B44 B)		Gasolina	RWD	4395	330	449	07.12-10.17	*

LISTA DE APLICACIONES - BUYERS GUIDE

650 i (N63 B44 B)		Gasolina	RWD	4395	330	449	07.12-10.18	*
650 i xDrive (N63 B44 B)		Gasolina	4WD	4395	330	449	07.12-10.17	*
650 i xDrive (N63 B44 B)		Gasolina	4WD	4395	330	449	07.12-10.18	*
640 d (N57 D30 B)		Diesel	RWD	2993	230	313	09.11-10.17	*
640 d (N57 D30 B)		Diesel	RWD	2993	230	313	03.12-10.18	*
640 d xDrive (N57 D30 B)		Diesel	4WD	2993	230	313	03.12-10.17	*
640 d xDrive (N57 D30 B)		Diesel	4WD	2993	230	313	03.13-10.18	*
6 Serie IV GRAN TURISMO (G32) 06.17-					[CAMBIADO]:Fastback (Grand Tourer-S Segment)			
630 i (B48 B20 B)		Gasolina	RWD	1998	183	249	06.17-06.20	*
630 i (B48 B20 B)		Gasolina	RWD	1998	190	258	07.17-06.20	*
630 i xDrive (B58 B30 C)		Gasolina	4WD	2998	190	258	07.19-	*
640 i (B58 B30 A)		Gasolina	RWD	2998	250	340	06.17-06.20	*
640 i (B58 B30 C)		Gasolina	RWD	2998	250	340	06.17-06.20	*
640 i xDrive (B58 B30 A)		Gasolina	4WD	2998	250	340	06.17-06.20	*
640 i xDrive (B58 B30 C)		Gasolina	4WD	2998	250	340	06.17-06.20	*
640 i (B58 B30 A)		Gasolina	RWD	2998	265	360	06.17-06.20	*
640 i (B58 B30 C)		Gasolina	RWD	2998	265	360	06.17-06.20	*
640 i xDrive (B58 B30 A)		Gasolina	4WD	2998	265	360	06.17-06.20	*
640 i xDrive (B58 B30 C)		Gasolina	4WD	2998	265	360	06.17-06.20	*
630 i Mild-Hybrid		Gasol./el éc.	RWD	1998	180	245	07.20-	*
630 i Mild-Hybrid (B48 B20 B)		Gasol./el éc.	RWD	1998	190	258	07.20-	*
630 i Mild-Hybrid (JA1)		Gasol./el éc.	RWD	1998	190	258	07.20-	*
640 i Mild-Hybrid (B58 B30 C)		Gasol./el éc.	RWD	2998	245	333	07.20-	*
640 i Mild-Hybrid (JA1)		Gasol./el éc.	RWD	2998	245	333	07.20-	*
640 i Mild-Hybrid xDrive (B58 B30 C)		Gasol./el éc.	4WD	2998	245	333	07.20-	*
640 i Mild-Hybrid xDrive (JA1)		Gasol./el éc.	4WD	2998	245	333	07.20-	*
620 d Mild-Hybrid (B47 D20 B)		Diesel/el éc.	RWD	1995	120	163	07.20-	*
620 d Mild-Hybrid (JA1)		Diesel/el éc.	RWD	1995	120	163	07.20-	*
620 d Mild-Hybrid (B47 D20 B)		Diesel/el éc.	RWD	1995	140	190	07.20-	*
620 d Mild-Hybrid (JA1)		Diesel/el éc.	RWD	1995	140	190	07.20-	*
620 d Mild-Hybrid xDrive (B47 D20 B)		Diesel/el éc.	4WD	1995	140	190	07.20-	*
620 d Mild-Hybrid xDrive (JA1)		Diesel/el éc.	4WD	1995	140	190	07.20-	*
630 d Mild-Hybrid (B57 D30 B)		Diesel/el éc.	RWD	2993	155	211	07.20-	*
630 d Mild-Hybrid (JA1)		Diesel/el éc.	RWD	2993	155	211	07.20-	*
630 d Mild-Hybrid (B57 D30 B)		Diesel/el éc.	RWD	2993	210	286	07.20-	*
630 d Mild-Hybrid (JA1)		Diesel/el éc.	RWD	2993	210	286	07.20-	*
630 d Mild-Hybrid xDrive (B57 D30 B)		Diesel/el éc.	4WD	2993	210	286	07.20-	*
630 d Mild-Hybrid xDrive (JA1)		Diesel/el éc.	4WD	2993	210	286	07.20-	*
640 d Mild-Hybrid xDrive (B57 D30 B)		Diesel/el éc.	4WD	2993	250	340	07.20-	*
640 d Mild-Hybrid xDrive (JA1)		Diesel/el éc.	4WD	2993	250	340	07.20-	*
620 d (B47 D20 B)		Diesel	RWD	1995	120	163	07.18-06.20	*

LISTA DE APLICACIONES - BUYERS GUIDE

620 d xDrive (B47 D20 B)		Diesel	4WD	1995	120	163	07.18-06.20	*
620 d (B47 D20 B)		Diesel	RWD	1995	140	190	07.18-06.20	*
620 d xDrive (B47 D20 B)		Diesel	4WD	1995	140	190	07.18-06.20	*
630 d (B57 D30 A)		Diesel	RWD	2993	155	211	06.17-06.20	*
630 d xDrive (B57 D30 A)		Diesel	4WD	2993	155	211	06.17-06.20	*
630 d xDrive (B57 D30 A)		Diesel	4WD	2993	183	249	06.17-06.20	*
630 d (B57 D30 A)		Diesel	RWD	2993	195	265	06.17-06.20	*
630 d xDrive (B57 D30 A)		Diesel	4WD	2993	195	265	06.17-06.20	*
640 d xDrive (B57 D30 B)		Diesel	4WD	2993	235	320	11.17-06.20	*
7 Serie VI (G11, G12) 07.15-					Sedán (Luxury car-F Segment)			
730 i (B48 B20 B)		Gasolina	RWD	1998	183	249	11.15-06.22	*
730 i, Li (B48 B20 B)		Gasolina	RWD	1998	190	258	11.15-02.19	*
730 i, Li (B48 B20 B)		Gasolina	RWD	1998	195	265	03.19-06.22	*
740 i, Li (B58 B30 A)		Gasolina	RWD	2998	240	326	07.15-02.19	*
740 Li xDrive (B58 B30 A)		Gasolina	4WD	2998	240	326	03.16-02.19	*
740 i, Li		Gasolina	RWD	2998	245	333	03.19-06.22	*
740 Li xDrive		Gasolina	4WD	2998	245	333	03.19-06.22	*
740 i, Li (B58 B30 C)		Gasolina	RWD	2998	250	340	03.19-06.22	*
740 Li xDrive (B58 B30 C)		Gasolina	4WD	2998	250	340	03.19-06.22	*
750 Li xDrive (N63 B40 B)		Gasolina	4WD	3982	330	449	03.16-02.19	*
750 i, Li (N63 B44 C)		Gasolina	RWD	4395	330	449	11.15-02.19	*
750 i, Li xDrive (N63 B44 C)		Gasolina	4WD	4395	330	449	09.15-02.19	*
750 i, Li xDrive (N63 B44 D)		Gasolina	4WD	4395	390	530	03.19-06.22	*
740 e, Le (B48 B20 B)		Gasol./el éc.	RWD	1998	190	258	07.16-02.19	*
740 Le xDrive (B48 B20 B)		Gasol./el éc.	4WD	1998	190	258	07.16-02.19	*
740 e, Le (B48 B20 B)		Gasol./el éc.	RWD	1998	240	326	07.16-02.19	*
740 Le xDrive (B48 B20 B)		Gasol./el éc.	4WD	1998	240	326	07.16-02.19	*
745 e, Le Plug-in-Hybrid (B58 B30 C)		Gasol./el éc.	RWD	2998	210	286	03.19-	*
745 Le Plug-in-Hybrid xDrive (B58 B30 C)		Gasol./el éc.	4WD	2998	210	286	03.19-	*
745 e, Le Plug-in-Hybrid (B58 B30 C)		Gasol./el éc.	RWD	2998	290	394	03.19-06.22	*
745 Le Plug-in-Hybrid xDrive (B58 B30 C)		Gasol./el éc.	4WD	2998	290	394	03.19-06.22	*
730 d Mild-Hybrid xDrive (B57 D30 B)		Diesel/el éc.	4WD	2993	155	211	07.20-06.22	*
730 d Mild-Hybrid xDrive (JA1)		Diesel/el éc.	4WD	2993	155	211	07.20-06.22	*
730 d, Ld Mild-Hybrid xDrive (B57 D30 B)		Diesel/el éc.	4WD	2993	183	249	07.20-06.22	*
730 d, Ld Mild-Hybrid xDrive (JA1)		Diesel/el éc.	4WD	2993	183	249	07.20-06.22	*
730 d, Ld Mild-Hybrid (B57 D30 B)		Diesel/el éc.	RWD	2993	210	286	07.20-05.22	*
730 d, Ld Mild-Hybrid (JA1)		Diesel/el éc.	RWD	2993	210	286	07.20-05.22	*
730 d, Ld Mild-Hybrid xDrive (B57 D30 B)		Diesel/el éc.	4WD	2993	210	286	07.20-06.22	*
730 d, Ld Mild-Hybrid xDrive (JA1)		Diesel/el éc.	4WD	2993	210	286	07.20-06.22	*
740 d, Ld Mild-Hybrid xDrive (B57 D30 B)		Diesel/el éc.	4WD	2993	250	340	07.20-06.22	*
740 d, Ld Mild-Hybrid xDrive (JA1)		Diesel/el éc.	4WD	2993	250	340	07.20-06.22	*
725 d, Ld (B47 D20 B)		Diesel	RWD	1995	155	211	07.16-02.19	*
725 d, Ld (B47 D20 B)		Diesel	RWD	1995	170	231	07.16-02.19	*

LISTA DE APLICACIONES - BUYERS GUIDE

730 d (B57 D30 A)		Diesel	RWD	2993	155	211	07.15-06.20	*
730 d xDrive (B57 D30 A)		Diesel	4WD	2993	155	211	09.15-06.20	*
730 d, Ld xDrive (B57 D30 A)		Diesel	4WD	2993	183	249	09.15-06.20	*
730 d, Ld (B57 D30 A)		Diesel	RWD	2993	195	265	09.15-06.20	*
730 d, Ld xDrive (B57 D30 A)		Diesel	4WD	2993	195	265	09.15-06.20	*
740 d, Ld xDrive (B57 D30 B)		Diesel	4WD	2993	235	320	11.15-06.20	*
750 d, Ld xDrive (B57 D30 C)		Diesel	4WD	2993	294	400	07.16-10.20	*
8 Serie II (G14, F91) 11.18-					Cabrio (Grand Tourer-S Segment)			
840 i		Gasolina	RWD	2998	245	333	11.20-	*
840 i xDrive		Gasolina	4WD	2998	245	333	11.20-	*
840 i (B58 B30 C)		Gasolina	RWD	2998	250	340	07.19-	*
840 i xDrive (B58 B30 C)		Gasolina	4WD	2998	250	340	07.19-10.20	*
840 d Mild-Hybrid xDrive (B57 D30 B)		Diesel/el éc.	4WD	2993	250	340	11.20-	*
840 d Mild-Hybrid xDrive (JA1)		Diesel/el éc.	4WD	2993	250	340	11.20-	*
840 d xDrive (B57 D30 B)		Diesel	4WD	2993	235	320	11.18-10.20	*
8 Serie II (G15, F92) 07.18-					Coupé (Grand Tourer-S Segment)			
840 i		Gasolina	RWD	2998	245	333	11.20-	*
840 i		Gasolina	RWD	2998	245	333	11.20-	*
840 i xDrive		Gasolina	4WD	2998	245	333	11.20-	*
840 i xDrive		Gasolina	4WD	2998	245	333	11.20-	*
840 i (B58 B30 C)		Gasolina	RWD	2998	250	340	07.19-	*
840 i (B58 B30 C)		Gasolina	RWD	2998	250	340	07.19-10.20	*
840 i xDrive (B58 B30 C)		Gasolina	4WD	2998	250	340	07.19-10.20	*
840 i xDrive (B58 B30 C)		Gasolina	4WD	2998	250	340	07.19-	*
840 d Mild-Hybrid xDrive (B57 D30 B)		Diesel/el éc.	4WD	2993	250	340	11.20-	*
840 d Mild-Hybrid xDrive (JA1)		Diesel/el éc.	4WD	2993	250	340	11.20-	*
840 d Mild-Hybrid xDrive (B57 D30 B)		Diesel/el éc.	4WD	2993	250	340	11.20-	*
840 d Mild-Hybrid xDrive (JA1)		Diesel/el éc.	4WD	2993	250	340	11.20-	*
840 d xDrive (B57 D30 B)		Diesel	4WD	2993	235	320	07.18-10.20	*
840 d xDrive (B57 D30 B)		Diesel	4WD	2993	235	320	07.19-10.20	*
iX (I20) 07.21-					SUV (Luxury Crossover CUV-J Segment)			
xDrive40		Eléctrico	4WD		240	326	07.21-	*
xDrive 50		Eléctrico	4WD		385	523	07.21-	*
xDrive M60		Eléctrico	4WD		455	619	01.22-	*
X3 III (G01, F97, G08) 07.17-					SUV (Luxury Crossover SUV-J Segment)			
sDrive 20 i 1.6 (B48 B16 A)		Gasolina	RWD	1597	125	170	12.17-	*
sDrive20i (B48 B20 A)		Gasolina	RWD	1998	135	184	12.17-	*
sDrive20i (K20A9)		Gasolina	RWD	1998	135	184	12.17-	*
xDrive20i (B48 B20 A)		Gasolina	4WD	1998	135	184	12.17-	*
xDrive20i (B48 B20 B)		Gasolina	4WD	1998	135	184	12.17-	*
xDrive 30 i (B48 B20 B)		Gasolina	4WD	1998	183	249	08.17-	*
xDrive 30 i (B46 B20 B)		Gasolina	4WD	1998	185	252	08.17-	*
xDrive 30 i (B48 B20 B)		Gasolina	4WD	1998	185	252	08.17-	*
xDrive M40 i (B58 B30 A)		Gasolina	4WD	2998	260	354	09.18-08.19	*
xDrive M40 i (B58 B30 A)		Gasolina	4WD	2998	265	360	08.17-	*
xDrive M40 i (B58 B30 B)		Gasolina	4WD	2998	285	387	09.19-	*

LISTA DE APLICACIONES - BUYERS GUIDE

xDrive 30e Plug-in-Hybrid (B46 B20 B)		Gasol./el éc.	4WD	1998	120	163	12.19-	*
xDrive 30e Plug-in-Hybrid (B48 B20 A)		Gasol./el éc.	4WD	1998	120	163	12.19-	*
xDrive 30e Plug-in-Hybrid (B46 B20 B)		Gasol./el éc.	4WD	1998	135	184	12.19-	*
xDrive 30e Plug-in-Hybrid (B48 B20 A)		Gasol./el éc.	4WD	1998	135	184	12.19-	*
xDrive 30 i Mild Hybrid		Gasol./el éc.	4WD	1998	180	245	08.21-	*
xDrive 30e Plug-in-Hybrid		Gasol./el éc.	4WD	1998	200	272	01.23-	*
xDrive 30e Plug-in-Hybrid (B46 B20 B)		Gasol./el éc.	4WD	1998	215	292	12.19-	*
xDrive 30e Plug-in-Hybrid (B48 B20 A)		Gasol./el éc.	4WD	1998	215	292	12.19-	*
xDrive 30e Plug-in-Hybrid (B46 B20 B)		Gasol./el éc.	4WD	1998	215	292	12.19-	*
xDrive 30e Plug-in-Hybrid (B48 B20 A)		Gasol./el éc.	4WD	1998	215	292	12.19-	*
xDrive M40 i Mild Hybrid		Gasol./el éc.	4WD	2998	265	360	08.21-	*
sDrive 18 d Mild-Hybrid (B47 D20 B)		Diesel/el éc.	RWD	1995	100	136	07.20-	*
sDrive 18 d Mild-Hybrid (JA1)		Diesel/el éc.	RWD	1995	100	136	07.20-	*
sDrive 18 d Mild-Hybrid (B47 D20 B)		Diesel/el éc.	RWD	1995	110	150	07.20-	*
sDrive 18 d Mild-Hybrid (JA1)		Diesel/el éc.	RWD	1995	110	150	07.20-	*
xDrive 20 d Mild-Hybrid (B47 D20 B)		Diesel/el éc.	4WD	1995	120	163	04.20-	*
xDrive 20 d Mild-Hybrid (JA1)		Diesel/el éc.	4WD	1995	120	163	04.20-	*
xDrive 20 d Mild-Hybrid (B47 D20 B)		Diesel/el éc.	4WD	1995	140	190	04.20-	*
xDrive 20 d Mild-Hybrid (JA1)		Diesel/el éc.	4WD	1995	140	190	04.20-	*
xDrive 30 d Mild-Hybrid (B57 D30 B)		Diesel/el éc.	4WD	2993	183	249	07.20-	*
xDrive 30 d Mild-Hybrid (JA1)		Diesel/el éc.	4WD	2993	183	249	07.20-	*
xDrive 30 d Mild-Hybrid (B57 D30 B)		Diesel/el éc.	4WD	2993	210	286	07.20-	*
xDrive 30 d Mild-Hybrid (JA1)		Diesel/el éc.	4WD	2993	210	286	07.20-	*
xDrive M40 d Mild-Hybrid (B57 D30 B)		Diesel/el éc.	4WD	2993	250	340	07.20-	*
xDrive M40 d Mild-Hybrid (JA1)		Diesel/el éc.	4WD	2993	250	340	07.20-	*
sDrive 18 d (B47 D20 A)		Diesel	RWD	1995	100	136	04.18-06.20	*
sDrive 18 d (B47 D20 B)		Diesel	RWD	1995	100	136	04.18-06.20	*
sDrive 18 d (B47 D20 A)		Diesel	RWD	1995	110	150	04.18-06.20	*
sDrive 18 d (B47 D20 B)		Diesel	RWD	1995	110	150	04.18-06.20	*
xDrive 20 d (B47 D20 A)		Diesel	4WD	1995	120	163	08.17-03.20	*
xDrive 20 d (B47 D20 B)		Diesel	4WD	1995	120	163	08.17-03.20	*
xDrive 20 d (B47 D20 A)		Diesel	4WD	1995	140	190	08.17-03.20	*
xDrive 20 d (B47 D20 B)		Diesel	4WD	1995	140	190	08.17-03.20	*
xDrive 25 d (B47 D20 B)		Diesel	4WD	1995	155	211	04.18-	*
xDrive 25 d (B47 D20 B)		Diesel	4WD	1995	170	231	04.18-	*
xDrive 30 d (B57 D30 A)		Diesel	4WD	2993	183	249	12.17-06.20	*
xDrive 30 d (B57 D30 A)		Diesel	4WD	2993	195	265	08.17-06.20	*
xDrive M40 d (B57 D30 B)		Diesel	4WD	2993	240	326	08.18-06.20	*
X3 III Van (G01) 07.17-					Furgoneta/SUV (Luxury Crossover SUV-J Segment)			
xDrive20i (B48 B20 A)		Gasolina	4WD	1998	135	184	12.17-	*

LISTA DE APLICACIONES - BUYERS GUIDE

xDrive20i (B48 B20 B)		Gasolina	4WD	1998	135	184	12.17-	*
xDrive 30 i (B48 B20 B)		Gasolina	4WD	1998	185	252	08.17-	*
xDrive M40 i (B58 B30 A)		Gasolina	4WD	2998	265	360	08.17-08.19	*
xDrive M40 i (B58 B30 B)		Gasolina	4WD	2998	285	387	09.19-	*
sDrive 18 d (B47 D20 A)		Diesel	RWD	1995	110	150	04.18-	*
sDrive 18 d (B47 D20 B)		Diesel	RWD	1995	110	150	04.18-	*
xDrive 20 d (B47 D20 A)		Diesel	4WD	1995	140	190	08.17-	*
xDrive 20 d (B47 D20 B)		Diesel	4WD	1995	140	190	08.17-	*
xDrive 30 d (B57 D30 A)		Diesel	4WD	2993	195	265	08.17-	*
X4 II (G02, F98) 04.18-					SUV (Luxury Crossover SUV-J Segment)			
xDrive20i (B48 B20 A)		Gasolina	4WD	1998	135	184	04.18-	*
xDrive 30 i (B48 B20 B)		Gasolina	4WD	1998	183	249	04.18-	*
xDrive 30 i (B46 B20 B)		Gasolina	4WD	1998	185	252	04.18-	*
xDrive 30 i (B48 B20 B)		Gasolina	4WD	1998	185	252	04.18-	*
xDrive M40 i (B58 B30 A)		Gasolina	4WD	2998	260	354	04.18-08.19	*
xDrive M40 i (B58 B30 A)		Gasolina	4WD	2998	265	360	04.18-	*
xDrive M40 i (B58 B30 B)		Gasolina	4WD	2998	285	387	09.19-	*
xDrive 20 i Mild Hybrid		Gasol./el éc.	4WD	1998	135	184	08.21-	*
xDrive 30 i Mild Hybrid		Gasol./el éc.	4WD	1998	180	245	07.21-	*
xDrive M40 i Mild Hybrid		Gasol./el éc.	4WD	2998	265	360	08.21-	*
xDrive 20 d Mild-Hybrid (B47 D20 B)		Diesel/el éc.	4WD	1995	120	163	04.20-	*
xDrive 20 d Mild-Hybrid (JA1)		Diesel/el éc.	4WD	1995	120	163	04.20-	*
xDrive 20 d Mild-Hybrid (B47 D20 B)		Diesel/el éc.	4WD	1995	140	190	04.20-	*
xDrive 20 d Mild-Hybrid (JA1)		Diesel/el éc.	4WD	1995	140	190	04.20-	*
xDrive 30 d Mild-Hybrid (B57 D30 B)		Diesel/el éc.	4WD	2993	183	249	07.20-	*
xDrive 30 d Mild-Hybrid (JA1)		Diesel/el éc.	4WD	2993	183	249	07.20-	*
xDrive 30 d Mild-Hybrid (B57 D30 B)		Diesel/el éc.	4WD	2993	210	286	07.20-	*
xDrive 30 d Mild-Hybrid (JA1)		Diesel/el éc.	4WD	2993	210	286	07.20-	*
xDrive M40 d Mild-Hybrid (B57 D30 B)		Diesel/el éc.	4WD	2993	250	340	07.20-	*
xDrive M40 d Mild-Hybrid (JA1)		Diesel/el éc.	4WD	2993	250	340	07.20-	*
xDrive 20 d (B47 D20 A)		Diesel	4WD	1995	120	163	04.18-03.20	*
xDrive 20 d (B47 D20 A)		Diesel	4WD	1995	140	190	04.18-03.20	*
xDrive 25 d (B47 D20 B)		Diesel	4WD	1995	155	211	04.18-	*
xDrive 25 d (B47 D20 B)		Diesel	4WD	1995	170	231	04.18-	*
xDrive 30 d (B57 D30 A)		Diesel	4WD	2993	183	249	09.18-06.20	*
xDrive 30 d (B57 D30 A)		Diesel	4WD	2993	195	265	04.18-06.20	*
xDrive M40 d (B57 D30 B)		Diesel	4WD	2993	240	326	04.18-06.20	*
X5 IV (G05) 11.19-					Furgoneta/SUV (Luxury Crossover SUV-J Segment)			
xDrive 40 i (B58 B30 C)		Gasolina	4WD	2998	250	340	11.19-03.23	*
xDrive 30 d (B57 D30 A)		Diesel	4WD	2993	195	265	11.19-03.23	*
X5 IV (G05, F95) 08.18-					SUV (Luxury Crossover SUV-J Segment)			
xDrive 40 i (B58 B30 C)		Gasolina	4WD	2998	250	340	08.18-03.23	*
xDrive 50 i (N63 B44 D)		Gasolina	4WD	4395	340	462	08.18-07.19	*
xDrive M50 i (N63 B44 D)		Gasolina	4WD	4395	390	530	08.19-03.23	*

LISTA DE APLICACIONES - BUYERS GUIDE

xDrive 45 e Plug-in-Hybrid (B58 B30 C)		Gasol./el éc.	4WD	2998	155	211	06.19-	*
xDrive 45 e Plug-in-Hybrid (B58 B30 C)		Gasol./el éc.	4WD	2998	210	286	06.19-	*
xDrive 45 e Plug-in-Hybrid (B58 B30 C)		Gasol./el éc.	4WD	2998	235	320	06.19-03.23	*
xDrive 40 i Mild-Hybrid		Gasol./el éc.	4WD	2998	245	333	12.20-03.23	*
xDrive 40 i Mild-Hybrid		Gasol./el éc.	4WD	2998	280	381	04.23-	*
xDrive 45 e Plug-in Hybrid (B58 B30 C)		Gasol./el éc.	4WD	2998	290	394	06.19-03.23	*
xDrive 50 e Plug-in-Hybrid		Gasol./el éc.	4WD	2998	360	489	04.23-	*
xDrive M60 i Mild-Hybrid		Gasol./el éc.	4WD	4395	390	530	04.23-	*
xDrive 30 d Mild-Hybrid (B57 D30 B)		Diesel/el éc.	4WD	2993	183	249	08.20-	*
xDrive 30 d Mild-Hybrid (JA1)		Diesel/el éc.	4WD	2993	183	249	08.20-	*
xDrive 30 d Mild-Hybrid (B57 D30 B)		Diesel/el éc.	4WD	2993	210	286	08.20-	*
xDrive 30 d Mild-Hybrid (JA1)		Diesel/el éc.	4WD	2993	210	286	08.20-	*
xDrive 30 d Mild-Hybrid		Diesel/el éc.	4WD	2993	219	298	04.23-	*
xDrive 40 d Mild-Hybrid (B57 D30 B)		Diesel/el éc.	4WD	2993	250	340	05.20-	*
xDrive 40 d Mild-Hybrid (JA1)		Diesel/el éc.	4WD	2993	250	340	05.20-	*
xDrive 40 d Mild-Hybrid		Diesel/el éc.	4WD	2993	259	352	06.23-	*
xDrive 25 d (B47 D20 B)		Diesel	4WD	1995	155	211	08.19-03.23	*
xDrive 25 d (B47 D20 B)		Diesel	4WD	1995	170	231	08.19-03.23	*
xDrive 30 d (B57 D30 A)		Diesel	4WD	2993	183	249	08.18-07.20	*
xDrive 30 d (B57 D30 A)		Diesel	4WD	2993	195	265	08.18-07.20	*
xDrive M 50 d (B57 D30 C)		Diesel	4WD	2993	294	400	08.18-03.23	*
X6 III (G06, F96) 08.19-					SUV (Luxury Crossover SUV-J Segment)			
xDrive 40 i (B58 B30 C)		Gasolina	4WD	2998	250	340	08.19-03.23	*
xDrive M50 i (N63 B44 D)		Gasolina	4WD	4395	390	530	08.19-03.23	*
xDrive 40 i Mild-Hybrid		Gasol./el éc.	4WD	2998	245	333	12.20-03.23	*
xDrive 40 i Mild Hybrid		Gasol./el éc.	4WD	2998	280	381	04.23-	*
xDrive M60 i Mild-Hybrid		Gasol./el éc.	4WD	4395	390	530	04.23-	*
xDrive 30 d Mild-Hybrid (B57 D30 B)		Diesel/el éc.	4WD	2993	155	211	08.20-	*
xDrive 30 d Mild-Hybrid (JA1)		Diesel/el éc.	4WD	2993	155	211	08.20-	*
xDrive 30 d Mild-Hybrid		Diesel/el éc.	4WD	2993	164	223	04.23-	*
xDrive 30 d Mild-Hybrid (B57 D30 B)		Diesel/el éc.	4WD	2993	183	249	08.20-	*
xDrive 30 d Mild-Hybrid (JA1)		Diesel/el éc.	4WD	2993	183	249	08.20-	*
xDrive 30 d Mild-Hybrid (B57 D30 B)		Diesel/el éc.	4WD	2993	210	286	08.20-03.23	*
xDrive 30 d Mild-Hybrid (JA1)		Diesel/el éc.	4WD	2993	210	286	08.20-03.23	*
xDrive 30 d Mild-Hybrid		Diesel/el éc.	4WD	2993	219	298	04.23-	*
xDrive 40 d Mild-Hybrid (B57 D30 B)		Diesel/el éc.	4WD	2993	250	340	05.20-03.23	*
xDrive 40 d Mild-Hybrid (JA1)		Diesel/el éc.	4WD	2993	250	340	05.20-03.23	*

LISTA DE APLICACIONES - BUYERS GUIDE

xDrive 40 d Mild-Hybrid		Diesel/el éc.	4WD	2993	259	352	06.23-	*
xDrive 30 d (B57 D30 A)		Diesel	4WD	2993	155	211	08.19-07.20	*
xDrive 30 d (B57 D30 A)		Diesel	4WD	2993	183	249	08.19-07.20	*
xDrive 30 d (B57 D30 A)		Diesel	4WD	2993	195	265	08.19-07.20	*
xDrive M 50 d (B57 D30 C)		Diesel	4WD	2993	294	400	08.19-03.23	*
X7 (G07) 03.19-					SUV (Luxury Crossover SUV-J Segment)			
xDrive 40 i (B58 B30 C)		Gasolina	4WD	2998	250	340	03.19-	*
xDrive M50 i (N63 B44 D)		Gasolina	4WD	4395	390	530	07.19-	*
xDrive 40 i Mild-Hybrid		Gasol./el éc.	4WD	2998	245	333	12.20-	*
xDrive 40 i Mild Hybrid		Gasol./el éc.	4WD	2998	280	381	07.22-	*
xDrive 40 d Mild-Hybrid (B57 D30 B)		Diesel/el éc.	4WD	2993	155	211	08.20-	*
xDrive 40 d Mild-Hybrid (JA1)		Diesel/el éc.	4WD	2993	155	211	08.20-	*
xDrive 40 d Mild-Hybrid (B57 D30 B)		Diesel/el éc.	4WD	2993	250	340	08.20-	*
xDrive 40 d Mild-Hybrid (JA1)		Diesel/el éc.	4WD	2993	250	340	08.20-	*
xDrive 40 d Mild-Hybrid		Diesel/el éc.	4WD	2993	259	352	07.22-	*
xDrive 30 d (B57 D30 A)		Diesel	4WD	2993	155	211	03.19-08.20	*
xDrive 30 d (B57 D30 A)		Diesel	4WD	2993	183	249	03.19-	*
xDrive 30 d (B57 D30 A)		Diesel	4WD	2993	195	265	03.19-	*
xDrive M 50 d (B57 D30 C)		Diesel	4WD	2993	294	400	03.19-	*