

LISTA DE APLICACIONES - BUYERS GUIDE

RB1997-233

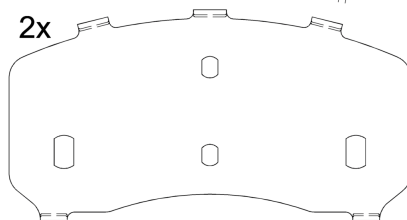
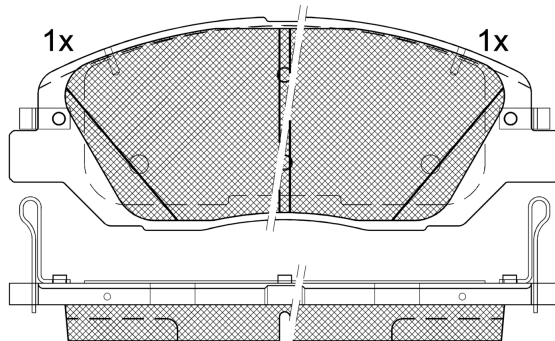
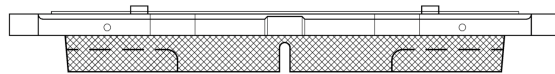
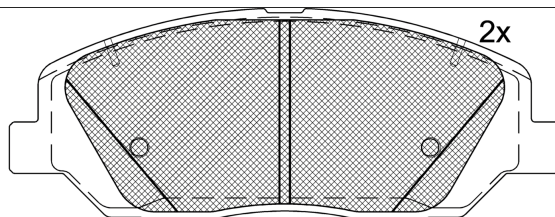


8 424073 184849

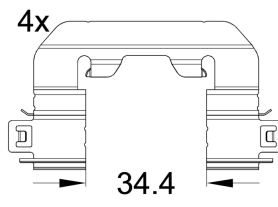
Qty: 300

Weight: 2.035

O.E.M.	MAKE
58101-2WA40	HYUNDAI



2-Ref. 650879



1-Ref. 690535 E

RB1997-233

E 9 90R-02A0111/4900



Mando

156.8x60.7x17.7

WVA	FMSI
25716	D1917-8929
25717	
25718	

Sin Filas



Trac.	CC	Kw	CV
-------	----	----	----



Front / Rear

HYUNDAI

GRAND SANTA FÉ 01.13-					SUV (Executive SUV-J Segment)			
2.2 CRDi A las 4 ruedas (D4HB)	Diesel	4WD	2199	145	197	06.13-11.18	*	
SANTA FE III (DM) 09.12-					Furgoneta/SUV (Executive SUV-J Segment)			
CRDi 4x4	Diesel	4WD	2199	145	197	05.15-10.18	*	
SANTA FE III (DM, DMA) 09.12-					SUV (Executive SUV-J Segment)			
2.0 GDI (G4KH)	Gasolina	FWD	1998	177	241	06.15-12.18	*	
2.4 (G4KJ)	Gasolina	FWD	2359	141	192	09.12-10.15	*	
2.4 4WD (G4KJ)	Gasolina	4WD	2359	141	192	09.12-10.15	*	
2.0 CRDi (D4HA)	Diesel	FWD	1995	110	150	09.12-08.18	*	
2.0 CRDi 4WD (D4HA)	Diesel	4WD	1995	110	150	09.12-08.18	*	
2.2 CRDi (D4HB)	Diesel	FWD	2199	145	197	09.12-12.18	*	
2.2 CRDi 4WD (D4HB)	Diesel	4WD	2199	145	197	09.12-12.18	*	

HYUNDAI (BEIJING)

SANTA FE (DM) 12.12-					SUV (Executive SUV-J Segment)			
2.0	Gasolina	FWD	1998	180	245	12.12-	*	
2.0 4WD	Gasolina	4WD	1998	180	245	12.12-	*	

SSANGYONG

KORANDO III 07.10-					Furgoneta/SUV (Executive SUV-J Segment)			
2.0 e-XGi	Gasolina	FWD	1998	110	150	07.15-	*	
2.0 e-XGi 4WD	Gasolina	4WD	1998	110	150	07.15-	*	
2.0 e-XDi	Diesel	FWD	1998	129	175	11.10-	*	
2.0 e-XDi 4WD	Diesel	4WD	1998	129	175	11.10-	*	

LISTA DE APLICACIONES - BUYERS GUIDE

2.2 e-XDi	Diesel	FWD	2157	131	178	07.15-	*
2.2 e-XDi 4WD	Diesel	4WD	2157	131	178	07.15-	*
KORANDO III (CK) 07.10-				SUV (Executive SUV-J Segment)			
2.0 (G20)	Gasolina	FWD	1998	110	150	02.12-	*
2.0 4WD (G20)	Gasolina	4WD	1998	110	150	02.12-	*
2.0 GPL (G20)	Gasol./Gas (LPG)	FWD	1998	110	150	05.15-	*
2.0 GPL 4WD (G20)	Gasol./Gas (LPG)	4WD	1998	110	150	09.15-	*
2.0 e-XDi (D20DT)	Diesel	FWD	1998	110	150	02.12-	*
2.0 e-XDi (D20DTF)	Diesel	FWD	1998	110	150	02.12-	*
2.0 e-XDi 4WD (D20DT)	Diesel	4WD	1998	110	150	02.12-	*
2.0 e-XDi 4WD (D20DTF)	Diesel	4WD	1998	110	150	02.12-	*
2.0 e-XDi (D20DTF)	Diesel	FWD	1998	129	175	11.10-	*
2.0 e-XDi 4WD (D20DTF)	Diesel	4WD	1998	129	175	11.10-	*
2.2 Xdi	Diesel	FWD	2157	131	178	07.15-	*
2.2 Xdi 4WD	Diesel	4WD	2157	131	178	07.15-	*
2.2 Xdi	Diesel	RWD	2157	133	181	11.10-	*