


LISTA DE APLICACIONES - BUYERS GUIDE

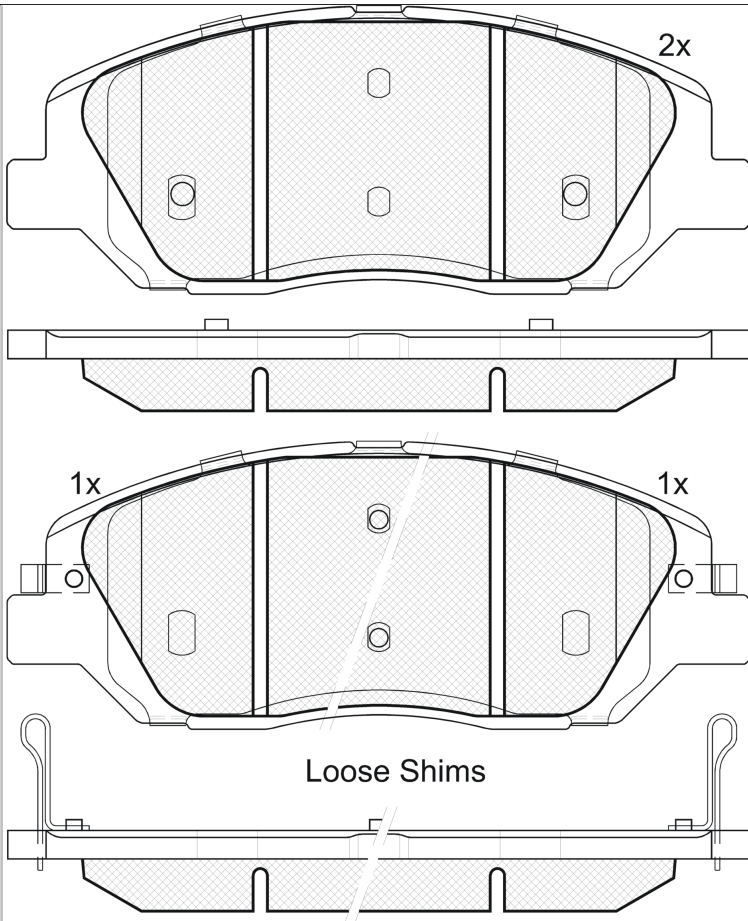
RB1997



8 424073 137159


Qty: 300 Weight: 2.086

O.E.M.	MAKE
58101-2WA00	HYUNDAI



RB1997

E 9
90R-01111/3007



Mando

156.8x60.7x17.6

WVA
25716
25717
25718

FMSI
D1202-8929

Sin Filas



Trac.	CC	Kw	CV		
					
				Front / Rear	

HYUNDAI

GRAND SANTA FÉ 01.13-

2.2 CRDi A las 4 ruedas (D4HB)

Diesel

4WD

2199

SUV (Executive SUV-J Segment)

145

197

06.13-11.18

*

SANTA FE III (DM) 09.12-

CRDi 4x4

Diesel

4WD

2199

Furgoneta/SUV (Executive SUV-J Segment)

145

197

05.15-

*

SANTA FE III (DM, DMA) 09.12-

2.0 GDI (G4KH)

Gasolina

FWD

1998

SUV (Executive SUV-J Segment)

177

241

06.15-12.18

*

2.4 (G4KJ)

Gasolina

FWD

2359

141

192

09.12-10.15

*

2.4 4WD (G4KJ)

Gasolina

4WD

2359

141

192

09.12-10.15

*

2.0 CRDi (D4HA)

Diesel

FWD

1995

110

150

09.12-08.18

*

2.0 CRDi 4WD (D4HA)

Diesel

4WD

1995

110

150

09.12-08.18

*

2.2 CRDi (D4HB)

Diesel

FWD

2199

145

197

09.12-12.15

*

2.2 CRDi 4WD (D4HB)

Diesel

4WD

2199

145

197

09.12-12.15

*

HYUNDAI (BEIJING)

SANTA FE (DM) 12.12-

2.0

Gasolina

FWD

1998

SUV (Executive SUV-J Segment)

180

245

12.12-

*

2.0 4WD

Gasolina

4WD

1998

180

245

12.12-

*

SSANGYONG

KORANDO III 07.10-

2.0 e-XGi

Gasolina

FWD

1998

Furgoneta/SUV (Executive SUV-J Segment)

110

150

07.15-

*

2.0 e-XGi 4WD

Gasolina

4WD

1998

110

150

07.15-

*

2.0 e-XDi

Diesel

FWD

1998

129

175

11.10-

*

2.0 e-XDi 4WD

Diesel

4WD

1998

129

175

11.10-

*

LISTA DE APLICACIONES - BUYERS GUIDE

2.2 e-XDi	Diesel	FWD	2157	131	178	07.15-	*
2.2 e-XDi 4WD	Diesel	4WD	2157	131	178	07.15-	*
KORANDO III (CK) 07.10-				SUV (Executive SUV-J Segment)			
2.0 (G20)	Gasolina	FWD	1998	110	150	02.12-	*
2.0 4WD (G20)	Gasolina	4WD	1998	110	150	02.12-	*
2.0 GPL (G20)	Gasol./Gas (LPG)	FWD	1998	110	150	05.15-	*
2.0 GPL 4WD (G20)	Gasol./Gas (LPG)	4WD	1998	110	150	09.15-	*
2.0 e-XDi (D20DT)	Diesel	FWD	1998	110	150	02.12-	*
2.0 e-XDi (D20DTF)	Diesel	FWD	1998	110	150	02.12-	*
2.0 e-XDi 4WD (D20DT)	Diesel	4WD	1998	110	150	02.12-	*
2.0 e-XDi 4WD (D20DTF)	Diesel	4WD	1998	110	150	02.12-	*
2.0 e-XDi (D20DTF)	Diesel	FWD	1998	129	175	11.10-	*
2.0 e-XDi 4WD (D20DTF)	Diesel	4WD	1998	129	175	11.10-	*
2.2 Xdi	Diesel	FWD	2157	131	178	07.15-	*
2.2 Xdi 4WD	Diesel	4WD	2157	131	178	07.15-	*
2.2 Xdi	Diesel	RWD	2157	133	181	11.10-	*