

LISTA DE APLICACIONES - BUYERS GUIDE

RB1957-203

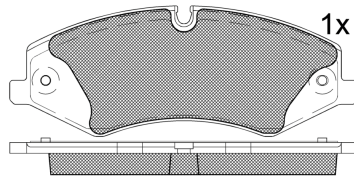
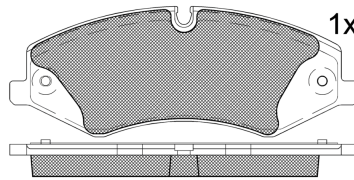
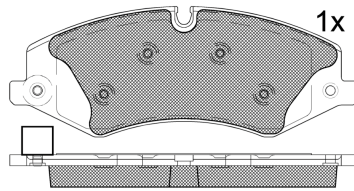
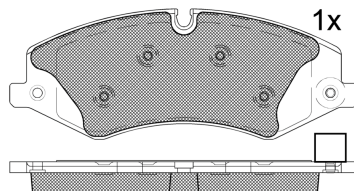


8 424073 136688

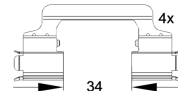
Qty: 300

Weight: 3.030

| O.E.M. | MAKE |
|-----------|------------|
| LR-021253 | LAND ROVER |
| LR-026220 | LAND ROVER |
| LR-026221 | LAND ROVER |
| LR-032063 | LAND ROVER |
| LR-047589 | LAND ROVER |
| LR-047859 | LAND ROVER |
| LR-051626 | LAND ROVER |
| LR-057725 | LAND ROVER |
| LR-101981 | LAND ROVER |
| LR-134700 | LAND ROVER |
| LR161940 | LAND ROVER |



1-Ref. 690042



1-Ref. 690257 E

RB1957-203



E 90R-01111/3143

Trw

192.7x72.2x18.5

| WVA |
|-------|
| 25021 |
| 25022 |
| 25203 |
| 25204 |

Sin Filas

| FMSI |
|------------|
| D1479-8542 |



| Trac. | CC | Kw | CV |
|-------|----|----|----|
|-------|----|----|----|



Front / Rear

LAND ROVER

DEFENDER III Sport Wagon (L663) 09.19-

| | | | | | Closed SUV (Off-Road SUV-J Segment) | | | | |
|----------------------------|---------------|-----|------|-----|-------------------------------------|--------|---|--|--|
| P300 Si4 4x4 (PT204) | Gasolina | 4WD | 1997 | 221 | 300 | 09.19- | * | | |
| P525 4x4 | Gasolina | 4WD | 5000 | 386 | 525 | 05.21- | * | | |
| P400e Hybrid 4x4 (PT204) | Gasol./el éc. | 4WD | 1997 | 221 | 300 | 09.20- | * | | |
| P400e Hybrid 4x4 (PT204) | Gasol./el éc. | 4WD | 1997 | 297 | 404 | 09.20- | * | | |
| P300 MHEV 4x4 (AJ20P6) | Gasol./el éc. | 4WD | 2996 | 221 | 300 | 05.22- | * | | |
| P400 I6 MHEV 4x4 (PT306) | Gasol./el éc. | 4WD | 2996 | 294 | 400 | 09.19- | * | | |
| 2.0 D200 MHEV 4x4 (AJ20D4) | Diesel/el éc. | 4WD | 1997 | 147 | 200 | 09.20- | * | | |
| D200 MHEV 4x4 (AJ20D6) | Diesel/el éc. | 4WD | 2997 | 147 | 200 | 09.19- | * | | |
| D250 MHEV 4x4 (AJ20D6) | Diesel/el éc. | 4WD | 2997 | 183 | 249 | 09.20- | * | | |
| D300 MHEV 4x4 (AJ20D6) | Diesel/el éc. | 4WD | 2997 | 221 | 300 | 09.20- | * | | |
| D200 SD4 4x4 (204DT) | Diesel | 4WD | 1999 | 147 | 200 | 09.19- | * | | |
| D240 SD4 4x4 (204DT) | Diesel | 4WD | 1999 | 177 | 241 | 09.19- | * | | |

DEFENDER III Van (L663) 02.20-

| | | | | | Furgoneta/Closed SUV (Off-Road SUV-J Segment) | | | | |
|------------------------------|---------------|-----|------|-----|---|--------|---|--|--|
| 2.0 P300 Si4 4x4 (PT204) | Gasolina | 4WD | 1997 | 221 | 300 | 02.20- | * | | |
| 2.0 P400e Hybrid 4x4 (PT204) | Gasol./el éc. | 4WD | 1997 | 221 | 300 | 09.20- | * | | |
| 2.0 P400e Hybrid 4x4 (PT204) | Gasol./el éc. | 4WD | 1997 | 297 | 404 | 09.20- | * | | |
| 3.0 P400 I6 MHEV 4x4 (PT306) | Gasol./el éc. | 4WD | 2996 | 294 | 400 | 02.20- | * | | |

LISTA DE APLICACIONES - BUYERS GUIDE

| | | | | | | | | |
|---|--|---------------|-----|------|--|-----|-------------|---|
| 2.0 D200 MHEV 4x4 (AJ20D4) | | Diesel/el éc. | 4WD | 1997 | 147 | 200 | 09.20- | * |
| 3.0 D200 MHEV 4x4 (AJ20D6) | | Diesel/el éc. | 4WD | 2997 | 147 | 200 | 09.20- | * |
| 3.0 D250 MHEV 4x4 (AJ20D6) | | Diesel/el éc. | 4WD | 2997 | 183 | 249 | 09.20- | * |
| 3.0 D300 MHEV 4x4 (AJ20D6) | | Diesel/el éc. | 4WD | 2997 | 221 | 300 | 09.20- | * |
| 2.0 D200 SD4 4x4 (204DT) | | Diesel | 4WD | 1999 | 147 | 200 | 02.20- | * |
| 2.0 D240 SD4 4x4 (204DT) | | Diesel | 4WD | 1999 | 177 | 241 | 02.20- | * |
| DISCOVERY V / LR5 (L462) 09.16- | | | | | Furgoneta/SUV (Executive SUV-J Segment) | | | |
| 2.0 Si4 4x4 | | Gasolina | 4WD | 1997 | 221 | 300 | 09.17- | * |
| 3.0 SCV6 4x4 | | Gasolina | 4WD | 2995 | 250 | 340 | 09.16- | * |
| 3.0 D300 MHEV 4x4 | | Diesel/el éc. | 4WD | 2997 | 221 | 300 | 12.20- | * |
| 2.0 Td4 4x4 | | Diesel | 4WD | 1999 | 132 | 179 | 09.16-12.18 | * |
| 2.0 SD4 4x4 | | Diesel | 4WD | 1999 | 177 | 241 | 09.16- | * |
| 3.0 Td6 4x4 | | Diesel | 4WD | 2993 | 190 | 258 | 09.16- | * |
| 3.0 SDV6 4x4 | | Diesel | 4WD | 2993 | 225 | 306 | 09.18- | * |
| DISCOVERY V / LR5 (L462) 09.16- | | | | | SUV (Executive SUV-J Segment) | | | |
| 2.0 Si4 4x4 (PT204) | | Gasolina | 4WD | 1997 | 221 | 300 | 09.17- | * |
| 3.0 SCV6 4x4 (306PS) | | Gasolina | 4WD | 2995 | 250 | 340 | 09.16- | * |
| P360 MHEV 4x4 | | Gasol./el éc. | 4WD | 2996 | 265 | 360 | 12.20- | * |
| D250 MHEV 4x4 | | Diesel/el éc. | 4WD | 2997 | 183 | 249 | 12.20- | * |
| D300 MHEV 4x4 | | Diesel/el éc. | 4WD | 2997 | 221 | 300 | 12.20- | * |
| 2.0 Td4 4x4 (204DTD) | | Diesel | 4WD | 1999 | 132 | 180 | 09.16- | * |
| 2.0 SD4 4x4 (204DTA) | | Diesel | 4WD | 1999 | 177 | 241 | 09.16- | * |
| 3.0 D 4x4 (306DT) | | Diesel | 4WD | 2993 | 155 | 211 | 09.16- | * |
| 3.0 D 4x4 (306DT) | | Diesel | 4WD | 2993 | 183 | 249 | 09.16- | * |
| 3.0 Td6 4x4 (306DT) | | Diesel | 4WD | 2993 | 190 | 258 | 09.16- | * |
| 3.0 SDV6 4x4 (306DT) | | Diesel | 4WD | 2993 | 225 | 306 | 09.18- | * |
| DISCOVERY IV / LR4 (L319) 09.09- | | | | | [CAMBIADO]:Furgón (Executive SUV-J Segment) | | | |
| 3.0 TD 4x4 (306DT) | | Diesel | 4WD | 2993 | 155 | 211 | 01.11-12.17 | * |
| 3.0 TD 4x4 (306DT) | | Diesel | 4WD | 2993 | 180 | 245 | 01.11-12.17 | * |
| 3.0 TD 4x4 (306DT) | | Diesel | 4WD | 2993 | 188 | 256 | 01.11-12.17 | * |
| DISCOVERY IV / LR4 (L319) 09.09- | | | | | Closed SUV (Executive SUV-J Segment) | | | |
| 3.0 4x4 (306PS) | | Gasolina | 4WD | 2995 | 250 | 340 | 08.13-12.18 | * |
| 4.0 4x4 (406PN) | | Gasolina | 4WD | 4009 | 160 | 218 | 09.09-12.18 | * |
| 5.0 | | Gasolina | FWD | 4394 | 280 | 381 | 09.09- | * |
| 5.0 V8 4x4 (508PN) | | Gasolina | 4WD | 4999 | 276 | 375 | 09.09-12.18 | * |
| 2.7 TD 4x4 (276DT) | | Diesel | 4WD | 2720 | 140 | 190 | 09.09-12.18 | * |
| 3.0 TD 4x4 (306DT) | | Diesel | 4WD | 2993 | 155 | 211 | 05.10-12.18 | * |
| 3.0 TD 4x4 (306DT) | | Diesel | 4WD | 2993 | 180 | 245 | 09.09-12.18 | * |
| 3.0 TD 4x4 (306DT) | | Diesel | 4WD | 2993 | 183 | 249 | 07.12-12.18 | * |
| 3.0 SDV6 4x4 (306DT) | | Diesel | 4WD | 2993 | 188 | 256 | 11.09-12.18 | * |
| 3.0 TD 4x4 (306DT) | | Diesel | 4WD | 2993 | 200 | 272 | 09.09-12.18 | * |
| DISCOVERY SPORT (L550) 09.14- | | | | | Furgoneta/SUV (Executive SUV-J Segment) | | | |
| Si4 4x4 | | Gasolina | 4WD | 1997 | 177 | 241 | 12.17- | * |
| Si4 4x4 | | Gasolina | 4WD | 1997 | 213 | 290 | 08.17- | * |
| Si4 4x4 | | Gasolina | 4WD | 1999 | 177 | 241 | 01.17- | * |

LISTA DE APLICACIONES - BUYERS GUIDE

| | | | | | | | | |
|---|--|---------------------|-----|------|--|-----|-------------|---|
| eD4 E-Capability | | Diesel | FWD | 1999 | 110 | 150 | 08.15- | * |
| TD4 4x4 | | Diesel | 4WD | 1999 | 110 | 150 | 12.14- | * |
| TD4 4x4 | | Diesel | 4WD | 1999 | 132 | 179 | 06.15- | * |
| SD4 4x4 | | Diesel | 4WD | 1999 | 177 | 241 | 06.15- | * |
| DISCOVERY SPORT (L550) 09.14- | | | | | SUV (Executive SUV-J Segment) | | | |
| 2.0 P200 4x4 (PT204) | | Gasolina | 4WD | 1997 | 147 | 200 | 07.20- | * |
| 2.0 P250 4x4 (PT204) | | Gasolina | 4WD | 1997 | 183 | 249 | 05.19- | * |
| 2.0 P200 FLEX MHEV 4x4 (PT204) | | Gasol./etanol/eléc. | 4WD | 1997 | 147 | 200 | 09.20- | * |
| 2.0 Si4 FLEX 4x4 (PT204) | | Gasol./Etanol | 4WD | 1997 | 177 | 241 | 12.18- | * |
| 2.0 P290 MHEV 4x4 (PT204) | | Gasol./eléc. | 4WD | 1997 | 213 | 290 | 07.20- | * |
| 2.0 D165 MHEV 4x4 (AJ20D4) | | Diesel/eléc. | 4WD | 1997 | 120 | 163 | 07.20- | * |
| 2.0 D200 MHEV 4x4 (AJ20D4) | | Diesel/eléc. | 4WD | 1997 | 150 | 204 | 07.20- | * |
| 2.0 D165 (204DTD) | | Diesel | FWD | 1999 | 120 | 163 | 07.20- | * |
| RANGE ROVER III (L322) 03.02-12.12 | | | | | Closed SUV (Luxury Crossover SUV-J Segment) | | | |
| 5.0 4x4 (508PN) | | Gasolina | 4WD | 4999 | 276 | 375 | 09.09-08.12 | * |
| 3.6 D 4x4 (368DT) | | Diesel | 4WD | 3628 | 200 | 272 | 04.06-08.12 | * |
| RANGE ROVER IV (L405) 08.12- | | | | | SUV (Luxury Crossover SUV-J Segment) | | | |
| 3.0 SCV6 4x4 (306PS) | | Gasolina | 4WD | 2995 | 250 | 340 | 10.13- | * |
| 3.0 SCV6 4x4 (306PS) | | Gasolina | 4WD | 2995 | 280 | 380 | 06.15- | * |
| 3.0P400 4x4 (PT306) | | Gasolina | 4WD | 2996 | 294 | 400 | 07.20- | * |
| 5.0 V8 4x4 (508PN) | | Gasolina | 4WD | 5000 | 276 | 375 | 12.13- | * |
| 5.0 SCV8 4x4 (508PS) | | Gasolina | 4WD | 5000 | 375 | 510 | 08.12- | * |
| 5.0 SCV8 4x4 (508PS) | | Gasolina | 4WD | 5000 | 386 | 525 | 11.17- | * |
| 5.0 SCV8 4x4 (508PS) | | Gasolina | 4WD | 5000 | 405 | 550 | 06.15- | * |
| 5.0 SCV8 4x4 (508PS) | | Gasolina | 4WD | 5000 | 416 | 566 | 11.17- | * |
| 2.0 P400e Hybrid 4x4 (PT204) | | Gasol./eléc. | 4WD | 1997 | 221 | 300 | 10.17- | * |
| 2.0 P400e Hybrid 4x4 (PT204) | | Gasol./eléc. | 4WD | 1997 | 297 | 404 | 10.17- | * |
| P360 MHEV 4x4 (PT306) | | Gasol./eléc. | 4WD | 2996 | 265 | 360 | 12.19- | * |
| 3.0 P400 MHEV 4x4 (PT306) | | Gasol./eléc. | 4WD | 2996 | 294 | 400 | 05.19- | * |
| 3.0 SDV6 Hybrid 4x4 (306DT) | | Diesel/eléc. | 4WD | 2993 | 215 | 292 | 06.15- | * |
| 3.0 SDV6 Hybrid 4x4 (306DT) | | Diesel/eléc. | 4WD | 2993 | 250 | 340 | 10.13- | * |
| 3.0 SDV6 Hybrid 4x4 (306DT) | | Diesel/eléc. | 4WD | 2993 | 260 | 354 | 06.15- | * |
| D250 MHEV 4x4 (AJ20D6) | | Diesel/eléc. | 4WD | 2997 | 183 | 249 | 07.20- | * |
| D300 MHEV 4x4 (AJ20D6) | | Diesel/eléc. | 4WD | 2997 | 221 | 300 | 07.20- | * |
| D350 MHEV 4x4 (AJ20D6) | | Diesel/eléc. | 4WD | 2997 | 258 | 351 | 07.20- | * |
| D350 MHEV 4x4 | | Diesel/eléc. | 4WD | 2997 | 258 | 351 | 11.20- | * |
| 3.0 TDV6 4x4 (306DT) | | Diesel | 4WD | 2993 | 155 | 211 | 10.13- | * |
| 3.0 SDV6 4x4 (306DT) | | Diesel | 4WD | 2993 | 183 | 249 | 08.12- | * |
| 3.0 TDV6 4x4 (306DT) | | Diesel | 4WD | 2993 | 190 | 258 | 08.12- | * |
| 3.0 SDV6 4x4 (306DT) | | Diesel | 4WD | 2993 | 202 | 275 | 10.18- | * |
| 3.0 SDV6 4x4 (306DT) | | Diesel | 4WD | 2993 | 215 | 292 | 10.12- | * |
| D300 4x4 (AJ20D6) | | Diesel | 4WD | 2997 | 221 | 300 | 07.20- | * |

LISTA DE APLICACIONES - BUYERS GUIDE

| | | | | | | | | |
|---|--|---------------------|-----|------|---|-----|-------------|---|
| D350 4x4 (AJ20D6) | | Diesel | 4WD | 2997 | 258 | 351 | 07.20- | * |
| 4.4 SDV8 4x4 (448DT) | | Diesel | 4WD | 4367 | 230 | 313 | 08.13- | * |
| 4.4 SDV8 4x4 (448DT) | | Diesel | 4WD | 4367 | 250 | 340 | 08.12- | * |
| RANGE ROVER EVOQUE II (L551) 12.18- | | | | | SUV (Compact SUV-J Segment) | | | |
| 2.0 P300 4x4 (PT204) | | Gasolina | 4WD | 1997 | 221 | 300 | 07.20- | * |
| 2.0 P200 FLEX MHEV 4x4 (PT204) | | Gasol./etanol/eléc. | 4WD | 1997 | 147 | 200 | 09.20- | * |
| 1.5 P160 MHEV (AJ20P3) | | Gasol./eléc. | FWD | 1498 | 118 | 160 | 09.20- | * |
| 2.0 D165 MHEV 4x4 (AJ20D4) | | Diesel/eléc. | 4WD | 1997 | 120 | 163 | 07.20- | * |
| 2.0 D200 MHEV 4x4 (AJ20D4) | | Diesel/eléc. | 4WD | 1997 | 150 | 204 | 07.20- | * |
| 2.0 D165 (AJ20D4) | | Diesel | FWD | 1997 | 120 | 163 | 07.20- | * |
| 2.0 D165 4x4 (AJ20D4) | | Diesel | 4WD | 1997 | 120 | 163 | 07.20- | * |
| 2.0 D200 4x4 (AJ20D4) | | Diesel | 4WD | 1997 | 150 | 204 | 07.20- | * |
| RANGE ROVER SPORT (L320) 02.05-03.13 | | | | | SUV (Luxury Crossover SUV-J Segment) | | | |
| 5.0 4x4 (508PN) | | Gasolina | 4WD | 4999 | 276 | 375 | 07.09-03.13 | * |
| 5.0 4x4 (508PS) | | Gasolina | 4WD | 4999 | 372 | 506 | 04.09-03.13 | * |
| 5.0 4x4 (508PS) | | Gasolina | 4WD | 4999 | 375 | 510 | 09.09-03.13 | * |
| 3.0 D 4x4 (306DT) | | Diesel | 4WD | 2993 | 155 | 211 | 05.10-03.13 | * |
| 3.0 D 4x4 (306DT) | | Diesel | 4WD | 2993 | 180 | 245 | 09.09-03.13 | * |
| 3.0 D 4x4 (306DT) | | Diesel | 4WD | 2993 | 183 | 249 | 08.12-03.13 | * |
| 3.0 D 4x4 (306DT) | | Diesel | 4WD | 2993 | 188 | 256 | 06.11-03.13 | * |
| 3.6 D 4x4 (368DT) | | Diesel | 4WD | 3628 | 200 | 272 | 04.06-03.13 | * |
| RANGE ROVER SPORT II (L494) 04.13- | | | | | SUV (Luxury Crossover SUV-J Segment) | | | |
| 2.0 Si4 4x4 (PT204) | | Gasolina | 4WD | 1997 | 221 | 300 | 10.17- | * |
| 3.0 SCV6 4x4 (306PS) | | Gasolina | 4WD | 2995 | 250 | 340 | 04.13-12.19 | * |
| 3.0 | | Gasolina | FWD | 2995 | 254 | 345 | 01.14- | * |
| 3.0 SCV6 4x4 (306PS) | | Gasolina | 4WD | 2995 | 280 | 380 | 06.15-12.18 | * |
| 5.0 SCV8 4x4 (508PS) | | Gasolina | 4WD | 4999 | 375 | 510 | 04.13-12.18 | * |
| 5.0 SCV8 4x4 (508PS) | | Gasolina | 4WD | 4999 | 386 | 525 | 11.17- | * |
| 5.0 SCV8 4x4 (508PS) | | Gasolina | 4WD | 4999 | 405 | 550 | 01.14-12.18 | * |
| 2.0 P400e PHEV 4x4 (PT204) | | Gasol./eléc. | 4WD | 1997 | 221 | 300 | 10.17- | * |
| 2.0 P400e PHEV 4x4 (PT204) | | Gasol./eléc. | 4WD | 1997 | 297 | 404 | 10.17- | * |
| 3.0 P400 MHEV 4x4 (AJ20P6) | | Gasol./eléc. | 4WD | 2996 | 294 | 400 | 02.19- | * |
| 3.0 SDV6 Hybrid 4x4 (306DT) | | Diesel/eléc. | 4WD | 2993 | 215 | 292 | 12.14-12.17 | * |
| 3.0 SDV6 Hybrid 4x4 (306DT) | | Diesel/eléc. | 4WD | 2993 | 250 | 340 | 10.13- | * |
| 3.0 SDV6 Hybrid 4x4 (306DT) | | Diesel/eléc. | 4WD | 2993 | 260 | 354 | 06.15-12.17 | * |
| 2.0 SD4 4x4 (204DTA) | | Diesel | 4WD | 1999 | 177 | 241 | 08.16- | * |
| 3.0 TDV6 4x4 (306DT) | | Diesel | 4WD | 2993 | 155 | 211 | 04.13-12.18 | * |
| 3.0 SDV6 4x4 (306DT) | | Diesel | 4WD | 2993 | 183 | 249 | 04.13- | * |
| 3.0 TDV6 4x4 (306DT) | | Diesel | 4WD | 2993 | 190 | 258 | 04.13- | * |
| 3.0 SDV6 4x4 (306DT) | | Diesel | 4WD | 2993 | 215 | 292 | 04.13-12.16 | * |
| 3.0 SDV6 4x4 (306DT) | | Diesel | 4WD | 2993 | 225 | 306 | 09.14- | * |
| 4.4 SDV8 4x4 (448DT) | | Diesel | 4WD | 4367 | 250 | 340 | 10.13- | * |