


# LISTA DE APLICACIONES - BUYERS GUIDE

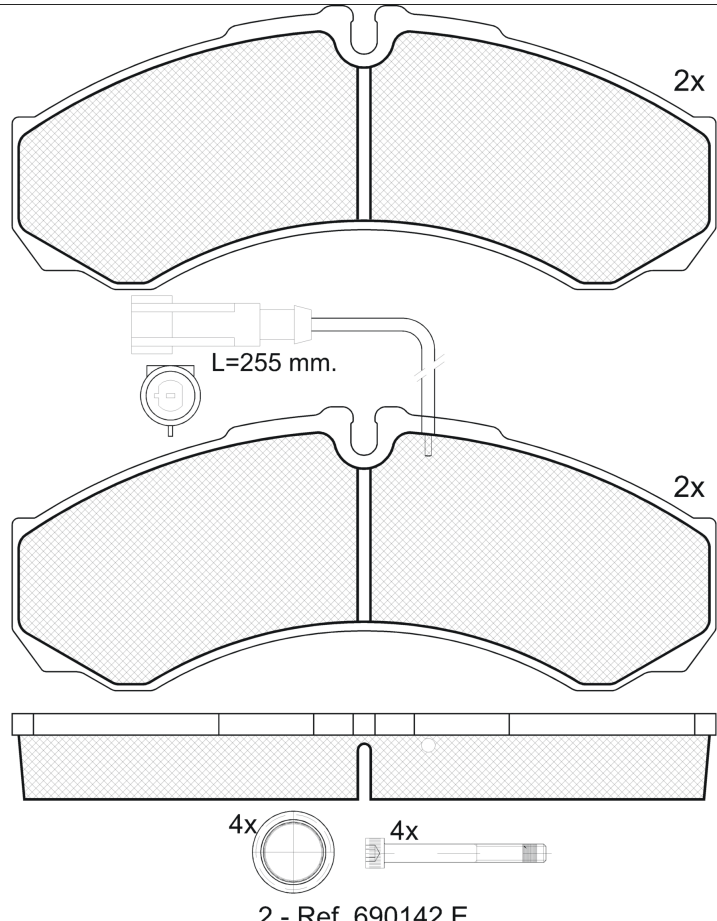
## RB1848



8 424073 135407

Qty: 300      Weight: 2.300


O.E.M.	MAKE
41060-9X126	NISSAN
44060-MB40A	NISSAN
5001 868 609	RENAULT TRUCKS
D4060-9X126	NISSAN
D4060-9X60A	NISSAN
D4060-MB40A	NISSAN



2 - Ref. 690142 E

## RB1848

E 9
90R-01111/1318



Brembo

164.7x66.6x20

WVA
29121
29260

FMSI
D1487-8835
D2083-9318

Sin Filas



Trac.	CC	Kw	CV	
				 
				Front / Rear

DADI								
CITY COURSER II 09.04-					Closed SUV (Compact SUV-J Segment)			
2.2	Gasolina	FWD	2237	76	103	09.04-12.12	*	
2.4	Gasolina	FWD	2438	90	122	09.04-10.05	*	
2.8 D	Diesel	RWD	2771	57	78	09.04-	*	
FORD ASIA & OCEANIA								
FESTIVA (BA_2, BJ_2) 11.90-09.04					Sedán (Supermini car-B Segment)			
1.8 GT	Gasolina	FWD	1840	84	114	09.98-10.01	*	
HONDA								
CITY IV / FIT ARIA (GE4) 11.02-03.09					Sedán (Supermini car-B Segment)			
1.5 FF	Gasolina	FWD	1497	79	107	10.05-07.08	*	
NISSAN								
CABSTAR 09.06-12.12					Caja/Chasis			
45.13 (YD25DDTI)	Diesel		2488	96	130	10.06-	*	
45.15 (ZD30)	Diesel		2953	110	149	10.06-	*	
45.15 (ZD30DDTI)	Diesel		2953	110	149	10.06-	*	
45.15 (ZD30H HD-5)	Diesel		2953	110	149	10.06-	*	
CABSTAR E (F24M, F24W) 09.06-12.13					Caja/Chasis (LCVs-N1 Segment)			
35.13 DCI, 45.13 DCI 2.5 (F24M) (YD25DDTI)	Diesel	RWD	2488	96	131	09.06-12.12	*	
35.14 DCI, 45.14 DCI 2.5 (F24M) (YD25DDTI)	Diesel	RWD	2488	100	136	09.06-12.13	*	
35.14 DCI, 45.14 DCI 2.5 (F24M) (YD25K3LD-5MI)	Diesel	RWD	2488	100	136	09.06-12.13	*	
35.15 DCI, 45.15 DCI 3.0 (F24M) (ZD30)	Diesel	RWD	2953	110	150	09.06-12.13	*	
35.15 DCI, 45.15 DCI 3.0 (F24M) (ZD30DDTI)	Diesel	RWD	2953	110	150	09.06-12.13	*	

# LISTA DE APLICACIONES - BUYERS GUIDE

35.15 DCI, 45.15 DCI 3.0 (F24M) (ZD30H HD-5)	Diesel	RWD	2953	110	150	09.06-12.13	*
<b>NT400 CABSTAR (F24F) 01.14-</b>				<b>Caja/Chasis</b>			
35.14, 35.15 (YD25K3LD-5LO)	Diesel		2488	100	136	01.14-	*
45.15 (YD25K3LD-5LO)	Diesel		2488	107	145	01.14-	*
<b>NT400 CABSTAR (F24M) 08.09-</b>				<b>Caja/Chasis (LCVs-N1 Segment)</b>			
35.14, 45.14 (YD25K3LD-5MI)	Diesel	RWD	2488	100	136	01.14-	*
35.15, 45.15 (YD25K3LD-5HO)	Diesel	RWD	2488	107	146	01.14-	*
35.13 (ZD30DDTI)	Diesel	RWD	2953	96	130	09.16-	*
35.15, 45.15 (ZD30DDTI)	Diesel	RWD	2953	110	150	09.16-	*
<b>NT400 CABSTAR (F24F) 01.14-</b>				<b>Camión volquete</b>			
35.14 (YD25K3LD-5LO)	Diesel		2488	100	136	01.14-	*
<b>NT400 CABSTAR (F24M) 09.16-</b>				<b>Volquete (Volquete-N2 Segment)</b>			
35.15, 45.15	Diesel	RWD	2953	110	150	09.16-	*
<b>NT500 (G40M) 05.13-</b>				<b>Caja/Chasis</b>			
35.15, 35.15 HD (ZD30)	Diesel		2953	110	150	05.13-	*
<b>PONTIAC</b>							
<b>FIREBIRD IV (FS87) 10.92-12.02</b>				<b>Coupé (Sports car-S Segment)</b>			
3.4	Gasolina	FWD	3350	119	162	10.92-12.95	*
<b>RENAULT TRUCKS</b>							
<b>Maxity 03.07-</b>				<b>Caja/Chasis</b>			
130.45 (DXI 2,5)	Diesel		2488	96	130	03.07-	*
130.45 (YD25DDTI)	Diesel		2488	96	130	03.07-	*
150.45 (DXI 3)	Diesel		2953	110	150	03.07-	*
150.45 (ZD30DTI)	Diesel		2953	110	150	03.07-	*
<b>Maxity 03.07-</b>				<b>Camión volquete</b>			
130.45 (DXI 2,5)	Diesel		2488	96	130	03.07-	*
130.45 (YD25DDTI)	Diesel		2488	96	130	03.07-	*
150.45 (DXI 3)	Diesel		2953	110	150	03.07-	*
150.45 (ZD30DTI)	Diesel		2953	110	150	03.07-	*
<b>TOYOTA</b>							
<b>4RUNNER IV (_N21_) 08.02-12.09</b>				<b>SUV (Executive SUV-J Segment)</b>			
4.0	Gasolina	FWD	3956	176	239	09.05-07.09	*
<b>AVENSIS (_T22_) 09.97-02.03</b>				<b>[CAMBIADO]:Break (Large family car-D Segment)</b>			
1.6 i (AT220_) (4A-FE)	Gasolina	FWD	1587	81	110	09.97-10.00	*
<b>AVENSIS (_T22_) 09.97-02.03</b>				<b>[CAMBIADO]:Fastback (Large family car-D Segment)</b>			
2.0 TD (CT220_, CT220R) (2C-TE)	Diesel	FWD	1974	66	90	09.97-02.03	*
<b>AVENSIS (_T22_) 09.97-02.03</b>				<b>Sedán (Large family car-D Segment)</b>			
1.8 i (AT221_, AT221R) (7A-FE)	Gasolina	FWD	1762	81	110	09.97-10.00	*
2.0 TD (CT220_, CT220R) (2C-TE)	Diesel	FWD	1974	66	90	09.97-02.03	*