

LISTA DE APLICACIONES - BUYERS GUIDE

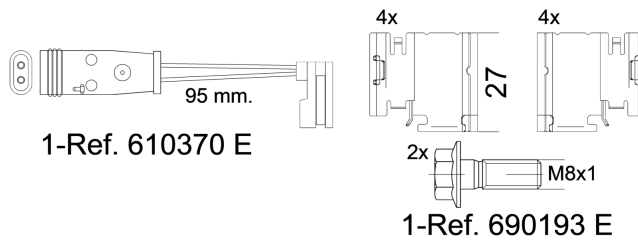
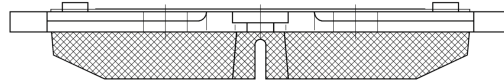
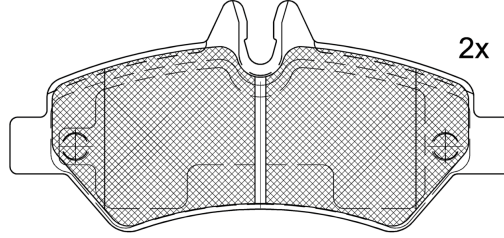
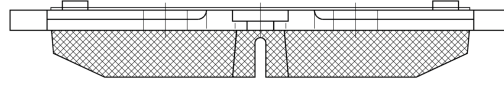
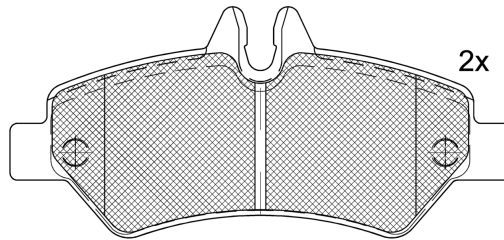
RB1787-400



Qty: 300

Weight: 1.560

O.E.M.	MAKE
004 420 69 20	MERCEDES-BENZ
04862602AA	DODGE



RB1787-400

E 9 90R-01111/2215



Bosch

136.9x63.15x19

WVA	FMSI
29190	D1317-8431

Sin Filas



Trac.	CC	Kw	CV
-------	----	----	----



Front / Rear

DODGE

SPRINTER (U.S.A.) 01.03-					[CAMBIADO]:Furgón (LCVs-N1 Segment)			
2.7 2500	Diesel	RWD	2695	113	154	01.03-	*	

FREIGHTLINER

SPRINTER 2500 09.06-					[CAMBIADO]:Furgón (LCVs-N1 Segment)			
3.0 CDI	Diesel	RWD	2987	140	190	09.14-	*	
3.0 CDI	Diesel	RWD	2987	140	190	09.14-	*	

SPRINTER 2500 (U.S.A.) 09.06-					Bus (Minibus-M2-Segment)			
3.0 CDI	Diesel	RWD	2987	140	190	09.14-	*	

MERCEDES-BENZ

SPRINTER II 3-Ton. (B906) 06.06-					[CAMBIADO]:Furgón (LCVs-N1 Segment)			
216 (906.613) (M 271.951)	Gasolina	RWD	1796	115	156	09.08-12.18	*	
224 (906.613) (M 272.979)	Gasolina	RWD	3498	190	258	06.06-12.16	*	
210 CDI (906.611, 906.613) (OM 651.955)	Diesel	RWD	2143	70	95	03.09-12.16	*	
211 CDI (906.611, 906.613) (OM 651.955)	Diesel	RWD	2143	84	114	04.16-12.18	*	
213 CDI (906.611, 906.613) (OM 651.955)	Diesel	RWD	2143	95	129	06.06-12.16	*	
213 CDI (906.611, 906.613) (OM 651.957)	Diesel	RWD	2143	95	129	06.06-12.16	*	
214 CDI (906.611, 906.613) (OM 651.955)	Diesel	RWD	2143	105	143	04.16-12.18	*	
216 CDI (906.611, 906.613) (OM 651.955)	Diesel	RWD	2143	120	163	03.09-12.18	*	
216 CDI (906.611, 906.613) (OM 651.957)	Diesel	RWD	2143	120	163	03.09-12.18	*	
209 CDI (906.611, 906.613) (OM 646.984)	Diesel	RWD	2148	65	88	06.06-12.09	*	
211 CDI (906.611, 906.613) (OM 646.985)	Diesel	RWD	2148	80	109	06.06-12.09	*	
213 CDI (906.611, 906.613) (OM 646.986)	Diesel	RWD	2148	95	129	06.06-12.09	*	

LISTA DE APLICACIONES - BUYERS GUIDE

215 CDI (906.611, 906.613) (OM 646.986)		Diesel	RWD	2148	110	150	06.06-12.09	*
215 CDI (906.611, 906.613) (OM 646.989)		Diesel	RWD	2148	110	150	06.06-12.09	*
215 CDI (906.611, 906.613) (OM 646.990)		Diesel	RWD	2148	110	150	06.06-12.09	*
218 CDI (906.611, 906.613) (OM 642.896)		Diesel	RWD	2987	135	184	06.06-12.09	*
218 CDI (906.611, 906.613) (OM 642.992)		Diesel	RWD	2987	135	184	06.06-12.09	*
219 CDI / BlueTEC (906.611, 906.613) (OM 642.896)		Diesel	RWD	2987	140	190	03.09-12.18	*
219 CDI / BlueTEC (906.611, 906.613) (OM 642.992)		Diesel	RWD	2987	140	190	03.09-12.18	*
SPRINTER II 3-Ton. (B906) 06.06-				Bus (Minibus-M2-Segment)				
216 (906.713) (M 271.951)		Gasolina	RWD	1796	115	156	03.09-12.18	*
224 (906.713) (M 272.979)		Gasolina	RWD	3498	190	258	06.06-12.13	*
210 CDI (906.711, 906.713) (OM 651.955)		Diesel	RWD	2143	70	95	03.09-12.16	*
211 CDI (906.711, 906.713) (OM 651.955)		Diesel	RWD	2143	84	114	04.16-12.18	*
213 CDI (906.711, 906.713) (OM 651.955)		Diesel	RWD	2143	95	129	06.06-12.16	*
214 CDI (906.711, 906.713) (OM 651.955)		Diesel	RWD	2143	105	143	04.16-12.18	*
216 CDI (906.711, 906.713) (OM 651.955)		Diesel	RWD	2143	120	163	06.09-12.18	*
216 CDI (906.711, 906.713) (OM 651.957)		Diesel	RWD	2143	120	163	06.09-12.18	*
209 CDI (906.711, 906.713)		Diesel	RWD	2148	65	88	04.12-12.19	*
211 CDI (906.711, 906.713) (OM 646.985)		Diesel	RWD	2148	80	109	06.06-12.09	*
215 CDI (906.711, 906.713) (OM 646.986)		Diesel	RWD	2148	110	150	06.06-12.09	*
215 CDI (906.711, 906.713) (OM 646.989)		Diesel	RWD	2148	110	150	06.06-12.09	*
215 CDI (906.711, 906.713) (OM 646.990)		Diesel	RWD	2148	110	150	06.06-12.09	*
218 CDI (906.711, 906.713)		Diesel	RWD	2987	135	184	04.12-12.18	*
SPRINTER II 3-Ton. (B906) 06.06-				Caja/Chasis (LCVs-N1 Segment)				
216 (906.113, 906.213) (M 271.951)		Gasolina	RWD	1796	115	156	09.08-12.18	*
224 (906.113, 906.213) (M 272.979)		Gasolina	RWD	3498	190	258	06.06-12.16	*
210 CDI (906.111, 906.113, 906.211, 906.213) (OM 651.955)		Diesel	RWD	2143	70	95	03.09-12.16	*
211 CDI (906.111, 906.113, 906.211, 906.213) (OM 651.955)		Diesel	RWD	2143	84	114	04.16-12.18	*
213 CDI (906.111, 906.113, 906.211, 906.213) (OM 651.955)		Diesel	RWD	2143	95	129	03.09-12.16	*
213 CDI (906.111, 906.113, 906.211, 906.213) (OM 651.957)		Diesel	RWD	2143	95	129	03.09-12.16	*
214 CDI (906.111, 906.113, 906.211, 906.213) (OM 651.955)		Diesel	RWD	2143	105	143	04.16-12.18	*
216 CDI (906.111, 906.113, 906.211, 906.213) (OM 651.957)		Diesel	RWD	2143	120	163	03.09-12.18	*
209 CDI (906.111, 906.113, 906.211, 906.213) (OM 646.984)		Diesel	RWD	2148	65	88	06.06-12.09	*
211 CDI (906.111, 906.113, 906.211, 906.213) (OM 646.985)		Diesel	RWD	2148	80	109	06.06-12.09	*
213 CDI (906.111, 906.113, 906.211, 906.213) (OM 646.986)		Diesel	RWD	2148	95	129	06.06-12.09	*
215 CDI (906.111, 906.113, 906.211, 906.213) (OM 646.986)		Diesel	RWD	2148	110	150	06.06-12.09	*
215 CDI (906.111, 906.113, 906.211, 906.213) (OM 646.989)		Diesel	RWD	2148	110	150	06.06-12.09	*
215 CDI (906.111, 906.113, 906.211, 906.213) (OM 646.990)		Diesel	RWD	2148	110	150	06.06-12.09	*
218 CDI (906.111, 906.113, 906.211, 906.213) (OM 642.896)		Diesel	RWD	2987	135	184	06.06-12.09	*
218 CDI (906.111, 906.113, 906.211, 906.213) (OM 642.992)		Diesel	RWD	2987	135	184	06.06-12.09	*
218 CDI (906.111, 906.113, 906.211, 906.213) (OM 642.993)		Diesel	RWD	2987	135	184	06.06-12.09	*
219 CDI / BlueTEC (906.111, 906.113, 906.211, 906.213) (OM 642.896)		Diesel	RWD	2987	140	190	03.09-12.18	*
219 CDI / BlueTEC (906.111, 906.113, 906.211, 906.213) (OM 642.992)		Diesel	RWD	2987	140	190	03.09-12.18	*

LISTA DE APLICACIONES - BUYERS GUIDE

SPRINTER II 3.5-Ton. (B906) 06.06-					[CAMBIADO]:Furgón (LCVs-N1 Segment)			
316 (906.635, 906.633) (M 271.951)	Gasolina	RWD	1796	115	156	09.08-12.18	*	
316 NGT	Gasolina	FWD	1796	115	156	09.08-	*	
324 (906.633, 906.635, 906.637) (M 272.979)	Gasolina	RWD	3498	190	258	06.06-12.16	*	
316 LGT (906.633, 906.635) (M 271.951)	Gasol./Gas (LPG)	RWD	1796	115	156	01.11-12.18	*	
316 NGT (906.633, 906.635) (M 271.951)	Gasol./Gas (CNG)	RWD	1796	115	156	09.08-12.18	*	
310 CDI (906.631, 906.633, 906.635, 906.637) (OM 651.955)	Diesel	RWD	2143	70	95	03.09-12.16	*	
311 CDI (906.631, 906.633, 906.635, 906.637) (OM 651.955)	Diesel	RWD	2143	84	114	05.16-12.18	*	
313 CDI (906.631, 906.633, 906.635, 906.637) (OM 651.940)	Diesel	RWD	2143	95	129	05.09-12.16	*	
313 CDI (906.631, 906.633, 906.635, 906.637) (OM 651.955)	Diesel	RWD	2143	95	129	05.09-12.16	*	
313 CDI 4x4 (906.631, 906.633, 906.635, 906.637) (OM 651.955)	Diesel	4WD	2143	95	129	03.09-12.16	*	
314 CDI (906.631, 906.633, 906.635, 906.637) (OM 651.955)	Diesel	RWD	2143	105	143	05.16-12.18	*	
314 CDI 4x4 (906.631, 906.633, 906.635, 906.637) (OM 651.955)	Diesel	4WD	2143	105	143	05.16-12.18	*	
316 CDI (906.631, 906.633, 906.635, 906.637) (OM 651.955)	Diesel	RWD	2143	120	163	03.09-12.18	*	
316 CDI (906.631, 906.633, 906.635, 906.637) (OM 651.957)	Diesel	RWD	2143	120	163	03.09-12.18	*	
316 CDI 4x4 (906.631, 906.633, 906.635, 906.637) (OM 651.955)	Diesel	4WD	2143	120	163	03.09-12.18	*	
316 CDI 4x4 (906.631, 906.633, 906.635, 906.637) (OM 651.957)	Diesel	4WD	2143	120	163	03.09-12.18	*	
309 CDI (906.631, 906.633, 906.635, 906.637) (OM 646.984)	Diesel	RWD	2148	65	88	06.06-12.09	*	
311 CDI (906.631, 906.633, 906.635, 906.637) (OM 646.985)	Diesel	RWD	2148	80	109	06.06-12.09	*	
311 CDI 4x4 (906.631, 906.633, 906.635, 906.637) (OM 646.985)	Diesel	4WD	2148	80	109	02.08-12.09	*	
313 CDI (906.631, 906.633, 906.635, 906.637) (OM 646.986)	Diesel	RWD	2148	95	129	06.06-12.16	*	
315 CDI (906.631, 906.633, 906.635, 906.637) (OM 646.986)	Diesel	RWD	2148	110	150	06.06-12.09	*	
315 CDI (906.631, 906.633, 906.635, 906.637) (OM 646.989)	Diesel	RWD	2148	110	150	06.06-12.09	*	
315 CDI (906.631, 906.633, 906.635, 906.637) (OM 646.990)	Diesel	RWD	2148	110	150	06.06-12.09	*	
315 CDI 4x4 (906.631, 906.633, 906.635, 906.637) (OM 646.986)	Diesel	4WD	2148	110	150	02.08-12.09	*	
315 CDI 4x4 (906.631, 906.633, 906.635, 906.637) (OM 646.989)	Diesel	4WD	2148	110	150	02.08-12.09	*	
315 CDI 4x4 (906.631, 906.633, 906.635, 906.637) (OM 646.990)	Diesel	4WD	2148	110	150	02.08-12.09	*	
318 CDI (906.631, 906.633, 906.635, 906.637) (OM 642.896)	Diesel	RWD	2987	135	184	06.06-12.09	*	
318 CDI (906.631, 906.633, 906.635, 906.637) (OM 642.986)	Diesel	RWD	2987	135	184	06.06-12.09	*	
318 CDI (906.631, 906.633, 906.635, 906.637) (OM 642.992)	Diesel	RWD	2987	135	184	06.06-12.09	*	
318 CDI (906.631, 906.633, 906.635, 906.637) (OM 642.993)	Diesel	RWD	2987	135	184	06.06-12.09	*	
318 CDI 4x4 (906.631, 906.633, 906.635, 906.637) (OM 642.896)	Diesel	4WD	2987	135	184	02.08-12.09	*	
318 CDI 4x4 (906.631, 906.633, 906.635, 906.637) (OM 642.986)	Diesel	4WD	2987	135	184	02.08-12.09	*	
318 CDI 4x4 (906.631, 906.633, 906.635, 906.637) (OM 642.992)	Diesel	4WD	2987	135	184	02.08-12.09	*	
318 CDI 4x4 (906.631, 906.633, 906.635, 906.637) (OM 642.993)	Diesel	4WD	2987	135	184	02.08-12.09	*	
319 CDI / BlueTEC (906.631, 906.633, 906.635, 906.637) (OM 642.896)	Diesel	RWD	2987	140	190	03.09-12.18	*	

LISTA DE APLICACIONES - BUYERS GUIDE

319 CDI / BlueTEC (906.631, 906.633, 906.635, 906.637) (OM 642.898)	Diesel	RWD	2987	140	190	03.09-12.18	*
319 CDI / BlueTEC (906.631, 906.633, 906.635, 906.637) (OM 642.986)	Diesel	RWD	2987	140	190	03.09-12.18	*
319 CDI / BlueTEC (906.631, 906.633, 906.635, 906.637) (OM 642.992)	Diesel	RWD	2987	140	190	03.09-12.18	*
319 CDI / BlueTEC 4x4 (906.731, 906.733, 906.735) (OM 642.896)	Diesel	4WD	2987	140	190	03.09-12.18	*
319 CDI / BlueTEC 4x4 (906.731, 906.733, 906.735) (OM 642.898)	Diesel	4WD	2987	140	190	03.09-12.18	*
319 CDI / BlueTEC 4x4 (906.731, 906.733, 906.735) (OM 642.986)	Diesel	4WD	2987	140	190	03.09-12.18	*
319 CDI / BlueTEC 4x4 (906.731, 906.733, 906.735) (OM 642.992)	Diesel	4WD	2987	140	190	03.09-12.18	*
SPRINTER II 3.5-Ton. (B906) 06.06-						Bus (Minibus-M2-Segment)	
316 (906.733, 906.735) (M 271.951)	Gasolina	RWD	1796	115	156	09.08-12.18	*
324 (906.733, 906.735) (M 272.979)	Gasolina	RWD	3498	190	258	06.06-12.16	*
316 LGT (906.735, 906.733) (M 271.951)	Gasol./Gas (LPG)	RWD	1796	115	156	09.08-12.18	*
316 NGT (906.733) (M 271.951)	Gasol./Gas (CNG)	RWD	1796	115	156	03.09-12.18	*
316 NGT (906.733, 906.735)	Gasol./Gas (CNG)	RWD	1796	115	156	09.08-	*
310 CDI (906.731, 906.733, 906.735) (OM 651.955)	Diesel	RWD	2143	70	95	03.09-12.16	*
310 CDI (906.731, 906.733, 906.735) (OM 651.956)	Diesel	RWD	2143	70	95	03.09-12.16	*
311 CDI (906.731, 906.733, 906.735) (OM 651.955)	Diesel	RWD	2143	84	114	05.16-12.18	*
313 CDI (906.731, 906.733, 906.735) (OM 651.955)	Diesel	RWD	2143	95	129	08.11-12.16	*
313 CDI 4x4 (906.731, 906.733, 906.735) (OM 651.955)	Diesel	4WD	2143	95	129	08.11-12.16	*
314 CDI (906.731, 906.733, 906.735) (OM 651.955)	Diesel	RWD	2143	105	143	05.16-12.18	*
314 CDI 4x4 (906.731, 906.733, 906.735) (OM 651.955)	Diesel	4WD	2143	105	143	05.16-12.18	*
316 CDI (906.731, 906.733, 906.735) (OM 651.955)	Diesel	RWD	2143	120	163	08.11-12.18	*
316 CDI (906.731, 906.733, 906.735) (OM 651.957)	Diesel	RWD	2143	120	163	08.11-12.18	*
316 CDI 4x4 (906.731, 906.733, 906.735) (OM 651.955)	Diesel	4WD	2143	120	163	08.11-12.18	*
316 CDI 4x4 (906.731, 906.733, 906.735) (OM 651.957)	Diesel	4WD	2143	120	163	08.11-12.18	*
309 CDI (906.731, 906.733, 906.735)	Diesel	RWD	2148	65	88	04.12-12.19	*
311 CDI (906.731, 906.733, 906.735) (OM 646.985)	Diesel	RWD	2148	80	109	06.06-12.09	*
311 CDI 4x4 (906.731, 906.733, 906.735) (OM 646.985)	Diesel	4WD	2148	80	109	02.08-12.09	*
315 CDI (906.731, 906.733, 906.735) (OM 646.986)	Diesel	RWD	2148	110	150	06.06-12.09	*
315 CDI (906.731, 906.733, 906.735) (OM 646.989)	Diesel	RWD	2148	110	150	06.06-12.09	*
315 CDI (906.731, 906.733, 906.735) (OM 646.990)	Diesel	RWD	2148	110	150	06.06-12.09	*
315 CDI 4x4 (906.731, 906.733, 906.735) (OM 646.986)	Diesel	4WD	2148	110	150	02.08-12.09	*
315 CDI 4x4 (906.731, 906.733, 906.735) (OM 646.989)	Diesel	4WD	2148	110	150	02.08-12.09	*
315 CDI 4x4 (906.731, 906.733, 906.735) (OM 646.990)	Diesel	4WD	2148	110	150	02.08-12.09	*
318 CDI (906.731, 906.733, 906.735) (OM 642.896)	Diesel	RWD	2987	135	184	02.08-12.09	*
318 CDI (906.731, 906.733, 906.735) (OM 642.986)	Diesel	RWD	2987	135	184	02.08-12.09	*
318 CDI (906.731, 906.733, 906.735) (OM 642.992)	Diesel	RWD	2987	135	184	02.08-12.09	*
318 CDI (906.731, 906.733, 906.735) (OM 642.993)	Diesel	RWD	2987	135	184	02.08-12.09	*
318 CDI 4x4 (906.731, 906.733, 906.735) (OM 642.896)	Diesel	4WD	2987	135	184	02.08-12.09	*
318 CDI 4x4 (906.731, 906.733, 906.735) (OM 642.986)	Diesel	4WD	2987	135	184	02.08-12.09	*
318 CDI 4x4 (906.731, 906.733, 906.735) (OM 642.992)	Diesel	4WD	2987	135	184	02.08-12.09	*

LISTA DE APLICACIONES - BUYERS GUIDE

318 CDI 4x4 (906.731, 906.733, 906.735) (OM 642.993)	Diesel	4WD	2987	135	184	02.08-12.09	*
319 CDI / BlueTEC (906.731, 906.733, 906.735) (OM 642.896)	Diesel	RWD	2987	140	190	03.09-12.18	*
319 CDI / BlueTEC (906.731, 906.733, 906.735) (OM 642.898)	Diesel	RWD	2987	140	190	03.09-12.18	*
319 CDI / BlueTEC (906.731, 906.733, 906.735) (OM 642.986)	Diesel	RWD	2987	140	190	03.09-12.18	*
319 CDI / BlueTEC (906.731, 906.733, 906.735) (OM 642.992)	Diesel	RWD	2987	140	190	03.09-12.18	*
319 CDI / BlueTEC 4x4 (906.731, 906.733, 906.735) (OM 642.896)	Diesel	4WD	2987	140	190	03.09-12.18	*
319 CDI / BlueTEC 4x4 (906.731, 906.733, 906.735) (OM 642.898)	Diesel	4WD	2987	140	190	03.09-12.18	*
319 CDI / BlueTEC 4x4 (906.731, 906.733, 906.735) (OM 642.986)	Diesel	4WD	2987	140	190	03.09-12.18	*
319 CDI / BlueTEC 4x4 (906.731, 906.733, 906.735) (OM 642.992)	Diesel	4WD	2987	140	190	03.09-12.18	*
SPRINTER II 3.5-Ton. (B906) 06.06-				Caja/Chasis (LCVs-N1 Segment)			
316 (906.133, 906.135, 906.233, 906.235) (M 271.951)	Gasolina	RWD	1796	115	156	09.08-12.18	*
316 NGT (906.133, 906.135, 906.233, 906.235)	Gasolina	FWD	1796	115	156	09.08-	*
324 (906.133, 906.135, 906.233, 906.235, 906.132,... (M 272.979)	Gasolina	RWD	3498	190	258	06.06-12.16	*
316 LGT (906.133, 906.135, 906.233, 906.235) (M 271.951)	Gasol./Gas (LPG)	RWD	1796	115	156	01.11-12.18	*
316 NGT (906.133, 906.135, 906.233, 906.235) (M 271.951)	Gasol./Gas (CNG)	RWD	1796	115	156	09.08-12.18	*
310 CDI (906.131, 906.133, 906.135, 906.231, 906.233,... (OM 651.955)	Diesel	RWD	2143	70	95	03.09-12.16	*
311 CDI (906.131, 906.133, 906.135, 906.231, 906.233,... (OM 651.955)	Diesel	RWD	2143	84	114	05.16-12.18	*
311 CDI (906.133)	Diesel	RWD	2143	84	114	05.16-	*
313 CDI (906.131, 906.133, 906.135, 906.231, 906.233,... (OM 651.955)	Diesel	RWD	2143	95	129	06.06-12.16	*
313 CDI (906.131, 906.133, 906.135, 906.231, 906.233,... (OM 651.956)	Diesel	RWD	2143	95	129	06.06-12.16	*
313 CDI 4x4 (906.131, 906.133, 906.135, 906.231, 906.233... (OM 651.955)	Diesel	4WD	2143	95	129	06.06-12.16	*
314 CDI (906.131, 906.133, 906.135, 906.231, 906.233,... (OM 651.955)	Diesel	RWD	2143	105	143	04.16-12.18	*
314 CDI 4x4 (906.131, 906.133, 906.135, 906.231, 906.233... (OM 651.955)	Diesel	4WD	2143	105	143	05.16-12.18	*
316 CDI (906.131, 906.133, 906.135, 906.231, 906.233,... (OM 651.955)	Diesel	RWD	2143	120	163	03.09-12.18	*
316 CDI (906.131, 906.133, 906.135, 906.231, 906.233,... (OM 651.957)	Diesel	RWD	2143	120	163	03.09-12.18	*
316 CDI 4x4 (906.131, 906.133, 906.135, 906.231, 906.233... (OM 651.955)	Diesel	4WD	2143	120	163	03.09-12.18	*
316 CDI 4x4 (906.131, 906.133, 906.135, 906.231, 906.233... (OM 651.957)	Diesel	4WD	2143	120	163	03.09-12.18	*
309 CDI (906.131, 906.133, 906.135, 906.231, 906.233,... (OM 646.984)	Diesel	RWD	2148	65	88	06.06-12.09	*
311 CDI (906.131, 906.133, 906.135, 906.231, 906.233,... (OM 646.985)	Diesel	RWD	2148	80	109	06.06-12.09	*
311 CDI 4x4 (906.131, 906.133, 906.135, 906.231, 906.233... (OM 646.985)	Diesel	4WD	2148	80	109	02.08-12.09	*
313 CDI (906.131, 906.133, 906.135, 906.231, 906.233,... (OM 646.986)	Diesel	RWD	2148	95	129	06.06-05.16	*
315 CDI (906.131, 906.133, 906.135, 906.231, 906.233,... (OM 646.986)	Diesel	RWD	2148	110	150	06.06-12.09	*
315 CDI (906.131, 906.133, 906.135, 906.231, 906.233,... (OM 646.989)	Diesel	RWD	2148	110	150	06.06-12.09	*
315 CDI (906.131, 906.133, 906.135, 906.231, 906.233,... (OM 646.990)	Diesel	RWD	2148	110	150	06.06-12.09	*
315 CDI 4x4 (906.131, 906.133, 906.135, 906.231, 906.233... (OM 646.986)	Diesel	4WD	2148	110	150	02.08-12.09	*
315 CDI 4x4 (906.131, 906.133, 906.135, 906.231, 906.233... (OM 646.989)	Diesel	4WD	2148	110	150	02.08-12.09	*

LISTA DE APLICACIONES - BUYERS GUIDE

315 CDI 4x4 (906.131, 906.133, 906.135, 906.231, 906.233... (OM 646.990)	Diesel	4WD	2148	110	150	02.08-12.09	*
318 CDI (906.131, 906.133, 906.135, 906.231, 906.233,... (OM 642.896)	Diesel	RWD	2987	135	184	06.06-12.09	*
318 CDI (906.131, 906.133, 906.135, 906.231, 906.233,... (OM 642.992)	Diesel	RWD	2987	135	184	06.06-12.09	*
318 CDI (906.131, 906.133, 906.135, 906.231, 906.233,... (OM 642.993)	Diesel	RWD	2987	135	184	06.06-12.09	*
318 CDI 4x4 (906.131, 906.133, 906.135, 906.231, 906.233... (OM 642.896)	Diesel	4WD	2987	135	184	02.08-12.09	*
318 CDI 4x4 (906.131, 906.133, 906.135, 906.231, 906.233... (OM 642.992)	Diesel	4WD	2987	135	184	02.08-12.09	*
318 CDI 4x4 (906.131, 906.133, 906.135, 906.231, 906.233... (OM 642.993)	Diesel	4WD	2987	135	184	02.08-12.09	*
319 CDI / BlueTEC (906.131, 906.133, 906.135, 906.231,... (OM 642.896)	Diesel	RWD	2987	140	190	03.09-12.18	*
319 CDI / BlueTEC (906.131, 906.133, 906.135, 906.231,... (OM 642.898)	Diesel	RWD	2987	140	190	03.09-12.18	*
319 CDI / BlueTEC (906.131, 906.133, 906.135, 906.231,... (OM 642.992)	Diesel	RWD	2987	140	190	03.09-12.18	*
319 CDI / BlueTEC 4x4 (906.731, 906.733, 906.735) (OM 642.896)	Diesel	4WD	2987	140	190	03.09-12.18	*
319 CDI / BlueTEC 4x4 (906.731, 906.733, 906.735) (OM 642.898)	Diesel	4WD	2987	140	190	03.09-12.18	*
319 CDI / BlueTEC 4x4 (906.731, 906.733, 906.735) (OM 642.992)	Diesel	4WD	2987	140	190	03.09-12.18	*
[CAMBIADO]:Furgón (LCVs-N1 Segment)							
SPRINTER II 4,6-Ton. (B906) 06.06-							
424 (906.655, 906.657, 906.653) (M 272.979)	Gasolina	RWD	3498	190	258	06.06-12.16	*
413 CDI (906.653, 906.655, 906.657) (OM 651.955)	Diesel	RWD	2143	95	129	06.06-12.16	*
413 CDI (906.653, 906.655, 906.657) (OM 651.956)	Diesel	RWD	2143	95	129	06.06-12.16	*
414 CDI (906.653, 906.655, 906.657) (OM 651.955)	Diesel	RWD	2143	105	143	05.16-12.18	*
414 CDI 4x4 (906.653, 906.655, 906.657) (OM 651.955)	Diesel	4WD	2143	105	143	05.16-12.18	*
416 CDI (906.653, 906.655, 906.657, 906.633, 906.635,... (OM 651.955)	Diesel	RWD	2143	120	163	03.09-12.18	*
416 CDI (906.653, 906.655, 906.657, 906.633, 906.635,... (OM 651.957)	Diesel	RWD	2143	120	163	03.09-12.18	*
416 CDI 4x4 (906.655, 906.657) (OM 651.955)	Diesel	4WD	2143	120	163	11.13-12.18	*
416 CDI 4x4 (906.655, 906.657) (OM 651.957)	Diesel	4WD	2143	120	163	11.13-12.18	*
411 CDI (906.653, 906.655, 906.657) (OM 646.985)	Diesel	RWD	2148	80	109	06.09-12.18	*
413 CDI (906.653, 906.655, 906.657)	Diesel	RWD	2148	95	129	06.06-05.16	*
415 CDI (906.653, 906.655, 906.657) (OM 646.986)	Diesel	RWD	2148	110	150	06.09-12.09	*
415 CDI (906.653, 906.655, 906.657) (OM 646.989)	Diesel	RWD	2148	110	150	06.09-12.09	*
415 CDI (906.653, 906.655, 906.657) (OM 646.990)	Diesel	RWD	2148	110	150	06.09-12.09	*
418 CDI (906.653, 906.655, 906.657) (OM 642.896)	Diesel	RWD	2987	135	184	06.09-05.16	*
418 CDI (906.653, 906.655, 906.657) (OM 642.986)	Diesel	RWD	2987	135	184	06.09-05.16	*
418 CDI (906.653, 906.655, 906.657) (OM 642.992)	Diesel	RWD	2987	135	184	06.09-05.16	*
419 CDI (906.653, 906.655, 906.657) (OM 642.896)	Diesel	RWD	2987	140	190	03.09-12.18	*
419 CDI (906.653, 906.655, 906.657) (OM 642.992)	Diesel	RWD	2987	140	190	03.09-12.18	*
Caja/Chasis (LCVs-N1 Segment)							
SPRINTER II 4,6-Ton. (B906) 06.06-							
424 (906.153, 906.155, 906.253, 906.255) (M 272.979)	Gasolina	RWD	3498	190	258	06.06-12.16	*
411 CDI (906.153, 906.155, 906.253, 906.255) (OM 651.955)	Diesel	RWD	2143	84	114	04.16-12.18	*
413 CDI (906.153, 906.155, 906.253, 906.255) (OM 651.955)	Diesel	RWD	2143	95	129	06.06-12.16	*
414 CDI (906.153, 906.155, 906.253, 906.255)	Diesel	RWD	2143	105	143	05.16-12.18	*
416 CDI (906.153, 906.155, 906.253, 906.255) (OM 651.955)	Diesel	RWD	2143	120	163	03.09-12.18	*
416 CDI (906.153, 906.155, 906.253, 906.255) (OM 651.957)	Diesel	RWD	2143	120	163	03.09-12.18	*
411 CDI (906.153, 906.155, 906.253, 906.255) (OM 646.985)	Diesel	RWD	2148	80	109	06.09-12.18	*

LISTA DE APLICACIONES - BUYERS GUIDE

413 CDI (906.153, 906.155, 906.253, 906.255)	Diesel	RWD	2148	95	129	06.06-05.16	*
415 CDI (906.153, 906.155, 906.253, 906.255) (OM 646.986)	Diesel	RWD	2148	110	150	06.06-12.09	*
415 CDI (906.153, 906.155, 906.253, 906.255) (OM 646.989)	Diesel	RWD	2148	110	150	06.06-12.09	*
415 CDI (906.153, 906.155, 906.253, 906.255) (OM 646.990)	Diesel	RWD	2148	110	150	06.06-12.09	*
418 CDI (906.153, 906.155, 906.253, 906.255) (OM 642.896)	Diesel	RWD	2987	135	184	06.06-12.09	*
418 CDI (906.153, 906.155, 906.253, 906.255) (OM 642.986)	Diesel	RWD	2987	135	184	06.06-12.09	*
418 CDI (906.153, 906.155, 906.253, 906.255) (OM 642.992)	Diesel	RWD	2987	135	184	06.06-12.09	*
418 CDI (906.153, 906.155, 906.253, 906.255) (OM 642.993)	Diesel	RWD	2987	135	184	06.06-12.09	*
419 CDI (906.153, 906.155, 906.253, 906.255) (OM 642.896)	Diesel	RWD	2987	140	190	03.09-12.18	*
419 CDI (906.153, 906.155, 906.253, 906.255) (OM 642.898)	Diesel	RWD	2987	140	190	03.09-12.18	*
419 CDI (906.153, 906.155, 906.253, 906.255) (OM 642.986)	Diesel	RWD	2987	140	190	03.09-12.18	*
419 CDI (906.153, 906.155, 906.253, 906.255) (OM 642.992)	Diesel	RWD	2987	140	190	03.09-12.18	*
SPRINTER II 5-Ton. (B906) 06.06-				[CAMBIADO]:Furgón (LCVs-N1 Segment)			
516 (906.655) (M 271.951)	Gasolina	RWD	1796	115	156	03.09-12.18	*
524 (906.653, 906.655, 906.657) (M 272.979)	Gasolina	RWD	3498	190	258	06.06-12.16	*
510 CDI (906.653, 906.655, 906.657) (OM 651.955)	Diesel	RWD	2143	70	95	03.09-12.16	*
513 CDI (906.653, 906.655, 906.657) (OM 651.955)	Diesel	RWD	2143	95	129	06.06-12.16	*
513 CDI (906.653, 906.655, 906.657) (OM 651.957)	Diesel	RWD	2143	95	129	06.06-12.16	*
513 CDI 4x4 (906.653, 906.655, 906.657) (OM 651.955)	Diesel	4WD	2143	95	129	03.09-12.16	*
513 CDI 4x4 (906.653, 906.655, 906.657) (OM 651.957)	Diesel	4WD	2143	95	129	03.09-12.16	*
516 CDI (906.653, 906.655, 906.657) (OM 651.955)	Diesel	RWD	2143	120	163	03.09-12.18	*
516 CDI (906.653, 906.655, 906.657) (OM 651.957)	Diesel	RWD	2143	120	163	03.09-12.18	*
509 CDI (906.653, 906.655, 906.657) (OM 646.984)	Diesel	RWD	2148	65	88	06.06-12.09	*
511 CDI (906.653, 906.655, 906.657) (OM 646.985)	Diesel	RWD	2148	80	109	06.06-12.09	*
513 CDI (906.653, 906.655, 906.657) (OM 646.986)	Diesel	RWD	2148	95	129	03.09-05.16	*
515 CDI (906.653, 906.655, 906.657) (OM 646.986)	Diesel	RWD	2148	110	150	06.06-12.09	*
515 CDI (906.653, 906.655, 906.657) (OM 646.989)	Diesel	RWD	2148	110	150	06.06-12.09	*
515 CDI (906.653, 906.655, 906.657) (OM 646.990)	Diesel	RWD	2148	110	150	06.06-12.09	*
518 CDI (906.653, 906.655, 906.657) (OM 642.896)	Diesel	RWD	2987	135	184	06.06-12.09	*
518 CDI (906.653, 906.655, 906.657) (OM 642.986)	Diesel	RWD	2987	135	184	06.06-12.09	*
518 CDI (906.653, 906.655, 906.657) (OM 642.992)	Diesel	RWD	2987	135	184	06.06-12.09	*
518 CDI (906.653, 906.655, 906.657) (OM 642.993)	Diesel	RWD	2987	135	184	06.06-12.09	*
519 CDI / BlueTEC (906.653, 906.655, 906.657) (OM 642.896)	Diesel	RWD	2987	140	190	03.09-12.18	*
519 CDI / BlueTEC (906.653, 906.655, 906.657) (OM 642.898)	Diesel	RWD	2987	140	190	03.09-12.18	*
519 CDI / BlueTEC (906.653, 906.655, 906.657) (OM 642.986)	Diesel	RWD	2987	140	190	03.09-12.18	*
519 CDI / BlueTEC (906.653, 906.655, 906.657) (OM 642.992)	Diesel	RWD	2987	140	190	03.09-12.18	*
SPRINTER II 5-Ton. (B906) 06.06-				Bus (Minibus-M2-Segment)			
513 CDI (906.655, 906.657) (OM 651.955)	Diesel	RWD	2143	95	129	03.09-12.16	*
516 CDI (906.655, 906.657) (OM 651.955)	Diesel	RWD	2143	120	163	03.09-12.18	*
519 CDI (906.655, 906.657) (OM 642.896)	Diesel	RWD	2987	140	190	03.09-12.18	*
SPRINTER II 5-Ton. (B906) 06.06-				Caja/Chasis (LCVs-N1 Segment)			
516 (906.153, 906.155, 906.253, 906.255) (M 271.951)	Gasolina	RWD	1796	115	156	09.08-12.18	*

LISTA DE APLICACIONES - BUYERS GUIDE

524 (906.153, 906.155, 906.253, 906.255) (M 272.979)	Gasolina	RWD	3498	190	258	06.06-12.16	*
516 NGT (906.153, 906.155, 906.253, 906.255) (M 271.951)	Gasol./Gas (CNG)	RWD	1796	115	156	09.08-12.18	*
510 CDI (906.153, 906.155, 906.253, 906.255) (OM 651.955)	Diesel	RWD	2143	70	95	03.09-12.16	*
511 CDI (906.153, 906.155, 906.253, 906.255) (OM 651.955)	Diesel	RWD	2143	84	114	05.16-12.18	*
513 CDI (906.155, 906.253, 906.255, 906.153) (OM 651.955)	Diesel	RWD	2143	95	129	06.06-12.16	*
513 CDI (906.155, 906.253, 906.255, 906.153) (OM 651.957)	Diesel	RWD	2143	95	129	06.06-12.16	*
513 CDI 4x4 (906.155, 906.253, 906.255, 906.153) (OM 651.955)	Diesel	4WD	2143	95	129	05.11-12.16	*
513 CDI 4x4 (906.155, 906.253, 906.255, 906.153) (OM 651.957)	Diesel	4WD	2143	95	129	05.11-12.16	*
514 CDI (906.153, 906.155, 906.253, 906.255) (OM 651.955)	Diesel	RWD	2143	105	143	05.16-12.18	*
514 CDI 4x4 (906.153, 906.155, 906.253, 906.255) (OM 651.955)	Diesel	4WD	2143	105	143	05.16-12.18	*
516 CDI (906.153, 906.155, 906.253, 906.255) (OM 651.955)	Diesel	RWD	2143	120	163	03.09-12.18	*
516 CDI (906.153, 906.155, 906.253, 906.255) (OM 651.957)	Diesel	RWD	2143	120	163	03.09-12.18	*
516 CDI 4x4 (906.153, 906.155, 906.255, 906.253) (OM 651.955)	Diesel	4WD	2143	120	163	03.09-12.18	*
516 CDI 4x4 (906.153, 906.155, 906.255, 906.253) (OM 651.957)	Diesel	4WD	2143	120	163	03.09-12.18	*
509 CDI (906.153, 906.155, 906.253, 906.255) (OM 646.984)	Diesel	RWD	2148	65	88	06.06-12.09	*
511 CDI (906.153, 906.155, 906.253, 906.255) (OM 646.985)	Diesel	RWD	2148	80	109	06.06-12.09	*
511 CDI 4x4 (906.155, 906.253, 906.255) (OM 646.985)	Diesel	4WD	2148	80	109	06.06-12.09	*
513 CDI (906.155, 906.253, 906.255, 906.153) (OM 646.986)	Diesel	RWD	2148	95	129	03.09-05.16	*
515 CDI (906.153, 906.155, 906.253, 906.255) (OM 646.986)	Diesel	RWD	2148	110	150	06.06-12.19	*
515 CDI (906.153, 906.155, 906.253, 906.255) (OM 646.989)	Diesel	RWD	2148	110	150	06.06-12.19	*
515 CDI (906.153, 906.155, 906.253, 906.255) (OM 646.990)	Diesel	RWD	2148	110	150	06.06-12.19	*
515 CDI 4x4 (906.153, 906.155, 906.253, 906.255) (OM 646.986)	Diesel	4WD	2148	110	150	06.06-12.09	*
515 CDI 4x4 (906.153, 906.155, 906.253, 906.255) (OM 646.989)	Diesel	4WD	2148	110	150	06.06-12.09	*
515 CDI 4x4 (906.153, 906.155, 906.253, 906.255) (OM 646.990)	Diesel	4WD	2148	110	150	06.06-12.09	*
518 CDI (906.153, 906.155, 906.253, 906.255) (OM 642.896)	Diesel	RWD	2987	135	184	06.06-12.09	*
518 CDI (906.153, 906.155, 906.253, 906.255) (OM 642.986)	Diesel	RWD	2987	135	184	06.06-12.09	*
518 CDI (906.153, 906.155, 906.253, 906.255) (OM 642.992)	Diesel	RWD	2987	135	184	06.06-12.09	*
518 CDI (906.153, 906.155, 906.253, 906.255) (OM 642.993)	Diesel	RWD	2987	135	184	06.06-12.09	*
518 CDI 4x4 (906.153, 906.155, 906.253, 906.255) (OM 642.896)	Diesel	4WD	2987	135	184	06.06-12.09	*
518 CDI 4x4 (906.153, 906.155, 906.253, 906.255) (OM 642.986)	Diesel	4WD	2987	135	184	06.06-12.09	*
518 CDI 4x4 (906.153, 906.155, 906.253, 906.255) (OM 642.992)	Diesel	4WD	2987	135	184	06.06-12.09	*
518 CDI 4x4 (906.153, 906.155, 906.253, 906.255) (OM 642.993)	Diesel	4WD	2987	135	184	06.06-12.09	*
519 CDI / BlueTEC (906.153, 906.155, 906.253, 906.255) (OM 642.896)	Diesel	RWD	2987	140	190	03.09-12.18	*
519 CDI / BlueTEC (906.153, 906.155, 906.253, 906.255) (OM 642.898)	Diesel	RWD	2987	140	190	03.09-12.18	*
519 CDI / BlueTEC (906.153, 906.155, 906.253, 906.255) (OM 642.986)	Diesel	RWD	2987	140	190	03.09-12.18	*

LISTA DE APLICACIONES - BUYERS GUIDE

519 CDI / BlueTEC (906.153, 906.155, 906.253, 906.255) (OM 642.992)	Diesel	RWD	2987	140	190	03.09-12.18	*
519 CDI / BlueTEC 4x4 (906.653, 906.655, 906.657) (OM 642.896)	Diesel	4WD	2987	140	190	03.09-12.18	*
519 CDI / BlueTEC 4x4 (906.653, 906.655, 906.657) (OM 642.898)	Diesel	4WD	2987	140	190	03.09-12.18	*
519 CDI / BlueTEC 4x4 (906.653, 906.655, 906.657) (OM 642.986)	Diesel	4WD	2987	140	190	03.09-12.18	*
519 CDI / BlueTEC 4x4 (906.653, 906.655, 906.657) (OM 642.992)	Diesel	4WD	2987	140	190	03.09-12.18	*
VW							
CRAFTER 30-35 (2E_) 04.06-12.16				Bus (Minibus-M2-Segment)			
2.0 TDI (CSLB)	Diesel	RWD	1968	84	114	11.13-12.16	*
CRAFTER 30-50 (2E_) 04.06-12.16				[CAMBIADO]:Furgón (LCVs-N1 Segment)			
2.0 TDI (CSLB)	Diesel	RWD	1968	84	114	11.13-12.16	*
CRAFTER 30-50 (2F_) 04.06-12.16				Caja/Chasis (LCVs-N1 Segment)			
2.0 TDI (CSLB)	Diesel	RWD	1968	84	114	11.13-12.16	*