

LISTA DE APLICACIONES - BUYERS GUIDE

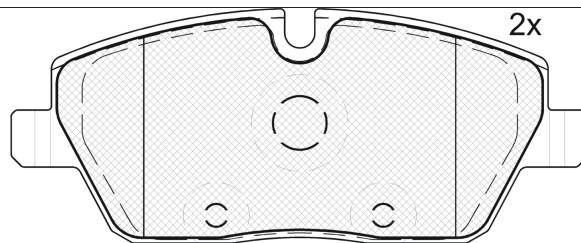
RB1662-202



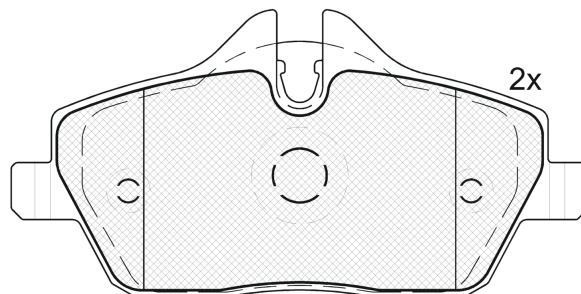
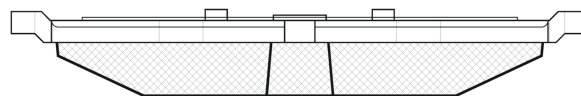
8 424073 133120

Qty: 300

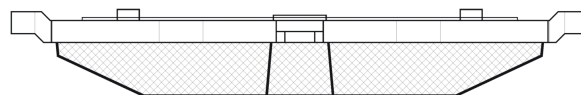
Weight: 1.465



2x



2x



2x



1-Ref. 690022

RB1662-202

E 9 90R-01111/2692



Trw

131.3x53.3x17.8

131.3x65.05x17.8

WVA

23915

23916

FMSI

D1308-8423

Sin Filas



Trac.	CC	Kw	CV
-------	----	----	----



Front / Rear

BMW

1 Serie (E87) 02.03-12.13							[CAMBIADO]:Fastback (Compact car-C Segment)	
116 i (N45 B16 A)		Gasolina	RWD	1596	85	115	06.04-06.11	*
116 i (N45 B16 A)		Gasolina	RWD	1596	85	115	09.07-12.11	*
116 i		Gasolina	RWD	1599	89	121	03.07-06.11	*
116 i (N43 B16 AA)		Gasolina	RWD	1599	90	122	09.07-06.11	*
116 i (N43 B16 AA)		Gasolina	RWD	1599	90	122	03.07-12.11	*
116 i (N43 B20 A)		Gasolina	RWD	1995	90	122	01.09-06.11	*
116 i (N43 B20 A)		Gasolina	RWD	1995	90	122	11.08-12.11	*
118 i (N46 B20 B)		Gasolina	RWD	1995	95	129	07.04-02.07	*
118 i		Gasolina	FWD	1995	95	129	09.06-09.12	*
118 i (N46 B20 B)		Gasolina	RWD	1995	95	129	09.06-02.08	*
118 i (N46 B20 B)		Gasolina	RWD	1995	100	136	10.06-06.11	*
118 i (N46 B20 B)		Gasolina	RWD	1995	100	136	09.06-12.11	*
118 i (N43 B20 A)		Gasolina	RWD	1995	105	143	09.06-06.11	*
118 i (N43 B20 A)		Gasolina	RWD	1995	105	143	09.06-12.11	*
120 i (N46 B20 B)		Gasolina	RWD	1995	110	150	06.04-02.07	*
120 i (N46 B20 BD)		Gasolina	RWD	1995	110	150	06.04-02.07	*
120 i (N46 B20 C)		Gasolina	RWD	1995	110	150	06.04-02.07	*
120 i (N46 B20 CC)		Gasolina	RWD	1995	110	150	06.04-02.07	*
120 i (N46 B20 A)		Gasolina	RWD	1995	115	156	03.07-06.11	*
120 i (N46 B20 B)		Gasolina	RWD	1995	115	156	03.07-06.11	*
120 i (N46 B20 BD)		Gasolina	RWD	1995	115	156	03.07-06.11	*
120 i (N46 B20 C)		Gasolina	RWD	1995	115	156	03.07-06.11	*
120 i (N46 B20 CC)		Gasolina	RWD	1995	115	156	03.07-06.11	*

LISTA DE APLICACIONES - BUYERS GUIDE

120 i (N46 B20 B)		Gasolina	RWD	1995	115	156	03.07-12.11	*
120 i (N46 B20 C)		Gasolina	RWD	1995	115	156	03.07-12.11	*
120 i (N43 B20 A)		Gasolina	RWD	1995	120	163	03.07-12.11	*
118 i (N43 B20 A)		Gasolina	RWD	1995	125	170	03.07-12.07	*
116 d (N47 D20 C)		Diesel	RWD	1995	66	90	01.11-12.11	*
116 d (N47 D20 A)		Diesel	RWD	1995	66	90	01.11-12.11	*
116 d (N47 D20 C)		Diesel	RWD	1995	66	90	01.11-12.11	*
116 d (N47 D20 A)		Diesel	RWD	1995	85	116	03.09-06.11	*
116 d (N47 D20 C)		Diesel	RWD	1995	85	116	03.09-06.11	*
116 d (N47 D20 A)		Diesel	RWD	1995	85	116	11.08-12.11	*
116 d (N47 D20 C)		Diesel	RWD	1995	85	116	11.08-12.11	*
118 d (M47 D20 (204D4))		Diesel	RWD	1995	90	122	06.04-02.07	*
118 d		Diesel	RWD	1995	90	122	09.06-09.12	*
118 d (N47 D20 A)		Diesel	RWD	1995	100	136	03.07-06.11	*
118 d (N47 D20 C)		Diesel	RWD	1995	100	136	03.07-06.11	*
118 d (N47 D20 A)		Diesel	RWD	1995	100	136	09.06-12.11	*
118 d (N47 D20 C)		Diesel	RWD	1995	100	136	09.06-12.11	*
118 d (N47 D20 A)		Diesel	RWD	1995	105	143	03.07-06.11	*
118 d (N47 D20 C)		Diesel	RWD	1995	105	143	03.07-06.11	*
118 d (N47 D20 A)		Diesel	RWD	1995	105	143	09.06-12.11	*
118 d (N47 D20 C)		Diesel	RWD	1995	105	143	09.06-12.11	*
1 Serie (E88) 12.07-12.13					Cabrio (Compact car-C Segment)			
118 i (N46 B20 B)		Gasolina	RWD	1995	100	136	09.08-12.13	*
118 i (N43 B20 A)		Gasolina	RWD	1995	105	143	03.08-10.13	*
118 d (N47 D20 A)		Diesel	RWD	1995	100	136	09.08-12.13	*
118 d (N47 D20 C)		Diesel	RWD	1995	100	136	09.08-12.13	*
118 d (N47 D20 A)		Diesel	RWD	1995	105	143	09.08-12.13	*
118 d (N47 D20 C)		Diesel	RWD	1995	105	143	09.08-12.13	*
1 Serie (E82) 10.06-10.13					Coupé (Compact car-C Segment)			
118 d (N47 D20 C)		Diesel	RWD	1995	100	136	09.09-10.13	*
118 d (N47 D20 C)		Diesel	RWD	1995	105	143	09.09-10.13	*
2 Active Tourer (F45) 11.13-					MPV (Compact car-C Segment)			
216i (B38 A15 A)		Gasolina	FWD	1499	75	102	02.15-02.18	*
216i (B38 A15 A)		Gasolina	FWD	1499	80	109	03.18-10.21	*
214 d (B37 C15 A)		Diesel	FWD	1496	70	95	07.14-02.18	*
MINI								
MINI (R56) 11.05-01.14					[CAMBIADO]:Fastback (Supermini car-B Segment)			
One First (B38 A12 A)		Gasolina	FWD	1198	55	75	11.14-10.17	*
One First (B38 A12 A)		Gasolina	FWD	1198	55	75	07.14-10.17	*
One (B38 A12 A)		Gasolina	FWD	1198	75	102	05.14-10.17	*
One (B38 A12 A)		Gasolina	FWD	1198	75	102	04.14-10.17	*
One (N12 B14 A)		Gasolina	FWD	1397	55	75	03.09-03.10	*
One (N12 B14 A)		Gasolina	FWD	1397	70	95	11.06-03.10	*
One First (B38 A15 A)		Gasolina	FWD	1499	55	75	11.17-	*
One First (B38 A15 A)		Gasolina	FWD	1499	55	75	11.17-	*
One (B38 A15 A)		Gasolina	FWD	1499	75	102	11.17-	*
One (B38 A15 A)		Gasolina	FWD	1499	75	102	11.17-	*
Cooper (B36 A15 A)		Gasolina	FWD	1499	100	136	07.14-	*
Cooper (B38 A15 A)		Gasolina	FWD	1499	100	136	07.14-	*
Cooper (B36 A15 A)		Gasolina	FWD	1499	100	136	12.13-	*

LISTA DE APLICACIONES - BUYERS GUIDE

Cooper (B38 A15 A)		Gasolina	FWD	1499	100	136	12.13-	*	
One (N16 B16 A)		Gasolina	FWD	1598	55	75	03.10-11.13	*	
One (N16 B16 A)		Gasolina	FWD	1598	72	98	03.10-11.13	*	
Cooper (N12 B16 A)		Gasolina	FWD	1598	85	115	09.06-11.13	*	
Cooper (N16 B16 A)		Gasolina	FWD	1598	85	115	09.06-11.13	*	
Cooper (N12 B16 A)		Gasolina	FWD	1598	88	120	10.06-02.12	*	
Cooper (N16 B16 A)		Gasolina	FWD	1598	88	120	10.06-02.12	*	
Cooper (N12 B16 A)		Gasolina	FWD	1598	90	122	09.09-11.13	*	
Cooper (N16 B16 A)		Gasolina	FWD	1598	90	122	09.09-11.13	*	
Cooper S (B48 A20 A)		Gasolina	FWD	1998	131	178	11.20-	*	
Cooper S (B48 A20 F)		Gasolina	FWD	1998	131	178	11.20-	*	
One LPG (N12 B14 A)		Gasol./Gas (LPG)	FWD	1397	55	75	03.09-03.10	*	
Cooper SE / Electric (IB1P25B)		Eléctrico	FWD		75	102	11.19-	*	
Cooper SE / Electric (IB1P25B)		Eléctrico	FWD		135	184	11.19-	*	
One D (B37 C15 A)		Diesel	FWD	1496	70	95	11.14-	*	
One D (B37 C15 A)		Diesel	FWD	1496	70	95	03.14-	*	
Cooper D (B37 C15 A)		Diesel	FWD	1496	85	116	07.14-	*	
Cooper D (B37 C15 A)		Diesel	FWD	1496	85	116	12.13-	*	
One D (9HZ (DV6TED4))		Diesel	FWD	1560	66	90	06.09-07.10	*	
Cooper D (9HZ (DV6TED4))		Diesel	FWD	1560	80	109	11.06-09.10	*	
Cooper D (W16 D16 (9HZ))		Diesel	FWD	1560	80	109	11.06-09.10	*	
One D (N47 C16 A)		Diesel	FWD	1598	66	90	07.10-11.13	*	
Cooper D (N47 C16 A)		Diesel	FWD	1598	82	112	06.10-11.13	*	
Cooper D (N47 C20 A)		Diesel	FWD	1995	82	112	02.11-11.13	*	
Cooper SD (N47 C20 A)		Diesel	FWD	1995	100	136	02.11-11.13	*	
Cooper SD (N47 C20 A)		Diesel	FWD	1995	105	143	02.11-11.13	*	
MINI (R57) 10.07-12.15					Cabrio (Supermini car-B Segment)				
One (B38 A12 A)		Gasolina	FWD	1198	75	102	03.16-10.17	*	
One (B38 A15 A)		Gasolina	FWD	1499	75	102	11.17-	*	
Cooper (B36 A15 A)		Gasolina	FWD	1499	100	136	11.15-	*	
Cooper (B38 A15 A)		Gasolina	FWD	1499	100	136	11.15-	*	
One (N16 B16 A)		Gasolina	FWD	1598	72	98	09.09-06.15	*	
Cooper (N12 B16 A)		Gasolina	FWD	1598	85	116	12.08-06.15	*	
Cooper (N16 B16 A)		Gasolina	FWD	1598	85	116	12.08-06.15	*	
Cooper (N16 B16 A)		Gasolina	FWD	1598	85	115	11.11-04.15	*	
Cooper (N12 B16 A)		Gasolina	FWD	1598	88	120	12.08-07.10	*	
Cooper (N16 B16 A)		Gasolina	FWD	1598	90	122	03.10-06.15	*	
Cooper (N16 B16 A)		Gasolina	FWD	1598	90	122	11.11-04.15	*	
Cooper S (B46 A20 A)		Gasolina	FWD	1998	120	163	11.14-	*	
Cooper S (B48 A20 A)		Gasolina	FWD	1998	120	163	11.14-	*	
John Cooper Works (B48 A20 B)		Gasolina	FWD	1998	170	231	03.16-	*	
Cooper D (B37 C15 A)		Diesel	FWD	1496	85	116	11.15-	*	
Cooper D (N47 C16 A)		Diesel	FWD	1598	82	112	05.09-11.13	*	
Cooper D (N47 C20 A)		Diesel	FWD	1995	82	112	02.11-05.15	*	
Cooper SD (N47 C20 A)		Diesel	FWD	1995	100	136	01.11-05.15	*	
Cooper SD (N47 C20 A)		Diesel	FWD	1995	100	136	11.11-04.15	*	
Cooper SD (N47 C20 A)		Diesel	FWD	1995	105	143	06.09-05.15	*	
Cooper SD (N47 C20 A)		Diesel	FWD	1995	105	143	11.11-04.15	*	
Cooper SD (B47 C20 A)		Diesel	FWD	1995	120	163	05.15-07.19	*	
Cooper SD (B47 C20 B)		Diesel	FWD	1995	120	163	05.15-07.19	*	

LISTA DE APLICACIONES - BUYERS GUIDE

MINI (R58) 12.10-05.15					Coupé (Supermini car-B Segment)			
Cooper (N16 B16 A)		Gasolina	FWD	1598	85	115	12.10-04.15	*
1.6 Cooper (N16 B16 A)		Gasolina	FWD	1598	88	120	10.14-05.15	*
Cooper (N16 B16 A)		Gasolina	FWD	1598	90	122	12.10-04.15	*
Cooper SD (N47 C20 A)		Diesel	FWD	1995	100	136	12.10-05.15	*
Cooper SD (N47 C20 A)		Diesel	FWD	1995	105	143	12.10-05.15	*
MINI CLUBMAN (R55) 10.06-12.15					[CAMBIADO]:Break (Supermini car-B Segment)			
One (N12 B14 A)		Gasolina	FWD	1397	70	95	03.09-02.10	*
One (N16 B16 A)		Gasolina	FWD	1598	72	98	03.10-06.14	*
Cooper (N16 B16 A)		Gasolina	FWD	1598	85	115	03.10-06.14	*
Cooper (N12 B16 A)		Gasolina	FWD	1598	88	120	10.07-12.13	*
Cooper (N16 B16 A)		Gasolina	FWD	1598	88	120	10.07-12.13	*
Cooper (N16 B16 A)		Gasolina	FWD	1598	90	122	03.10-06.14	*
Cooper D (9HZ (DV6TED4))		Diesel	FWD	1560	80	109	10.07-02.10	*
One D (N47 C16 A)		Diesel	FWD	1598	66	90	03.10-06.14	*
Cooper D (N47 C16 A)		Diesel	FWD	1598	82	112	03.10-06.14	*
Cooper D (N47 C20 A)		Diesel	FWD	1995	82	112	02.11-06.14	*
Cooper SD (N47 C20 A)		Diesel	FWD	1995	100	136	02.11-06.14	*
Cooper SD (N47 C20 A)		Diesel	FWD	1995	105	143	02.11-06.14	*
MINI CLUBMAN II (F54) 11.14-					[CAMBIADO]:Break (Supermini car-B Segment)			
One (B38 A15 A)		Gasolina	FWD	1499	75	102	11.15-01.24	*
Cooper (B36 A15 A)		Gasolina	FWD	1499	100	136	07.15-02.24	*
Cooper (B38 A15 A)		Gasolina	FWD	1499	100	136	07.15-02.24	*
Cooper S ALL4 (B48 A20 A)		Gasolina	4WD	1998	141	192	03.16-01.24	*
One D (B37 C15 A)		Diesel	FWD	1496	85	116	11.15-01.24	*
Cooper D (B47 C20 A)		Diesel	FWD	1995	110	150	07.15-02.24	*
Cooper D (B47 C20 B)		Diesel	FWD	1995	110	150	07.15-02.24	*
Cooper SD ALL4 (B47 C20 A)		Diesel	4WD	1995	140	190	03.16-01.24	*
Cooper SD ALL4 (B47 C20 B)		Diesel	4WD	1995	140	190	03.16-01.24	*
MINI CLUBVAN (R55) 12.12-06.14					[CAMBIADO]:Furgón/Break (Supermini car-B Segment)			
One (N16 B16 A)		Gasolina	FWD	1598	72	98	12.12-06.14	*
Cooper (N16 B16 A)		Gasolina	FWD	1598	90	122	12.12-06.14	*
Cooper D (N47 C16 A)		Diesel	FWD	1598	82	112	12.12-06.14	*
Cooper D (N47 C20 A)		Diesel	FWD	1995	82	112	12.12-06.14	*