

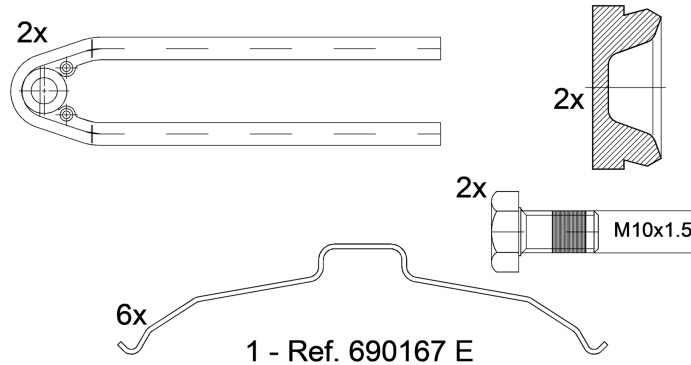
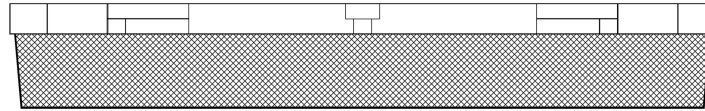
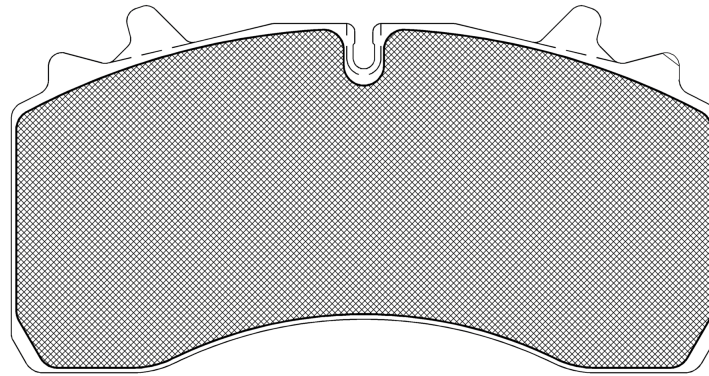
LISTA DE APLICACIONES - BUYERS GUIDE

RB1631-066



Qty: 660 Weight: 10.230

O.E.M.	MAKE
0 233 5013 09	SAF
1299796	SAF
3 057 0084 00	SAF
3 057 0084 01	SAF



RB1631-066

E 9 90R-01178/955
 Perrot-Wabco PAN 22-1

210.4x109.5x31

WVA	FMSI
29162	D1777-9007

Sin Filas



Trac.	CC	Kw	CV
-------	----	----	----



SAF

				Eje remolque	
SK 02.98-					
SKRZ 11222 K				02.98-	*
SKRZ 9022 K				02.98-	*
SKRB					
Eje remolque					
SKRB 9022 H (MK IV)				01.53-	*
SKRB 9022 H (Modul X)				01.53-	*
SKRB 9022 K				01.53-	*
SKRB 9022 K 01 (SN7)				01.53-	*
SKRB 9022 KI (SN7) Integral				01.53-	*
SKRB 9022 KI 01 (SN7) Integral				01.53-	*
SKRLB					
Eje remolque					
SKRLB 9022 W				01.53-	*
SKRLB 9022 WI Integral				01.53-	*
SKRS 12.92-					
Eje remolque					
SKRS 11222 K				12.92-	*
SKRS 9022 K				12.92-	*