

LISTA DE APLICACIONES - BUYERS GUIDE

RB1623-225

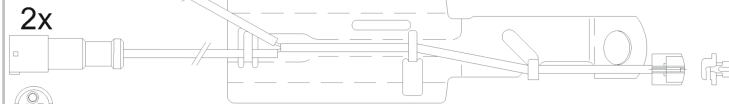
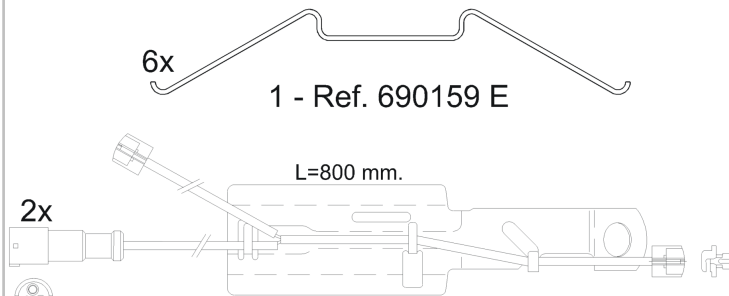
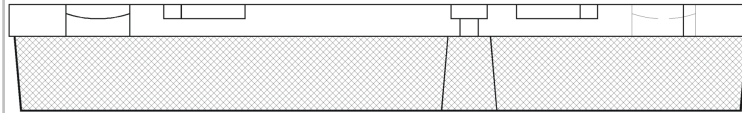
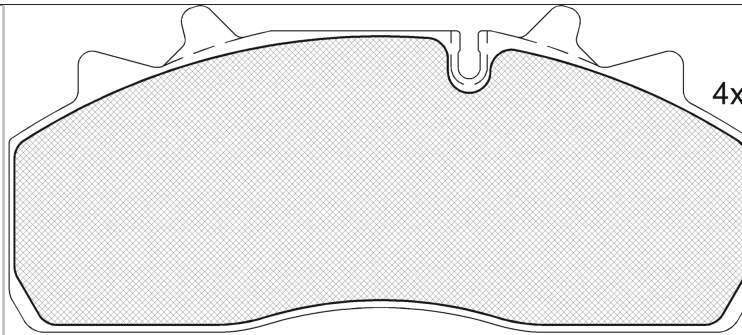


8 424073 132529

Qty: 660

Weight: 7.835

O.E.M.	MAKE
1 218 2192	SAF
1 299 9737	SAF
3 057 0080 00	SAF
3 057 0080 01	SAF



1 - Ref. 610432 E

RB1623-225



E 90R-01178/945
Perrot-Wabco PAN 19-1

210.2x92.3x30

WVA
29126
29159

FMSI
D1438-8556

Sin Filas



Trac.	CC	Kw	CV
-------	----	----	----



Front / Rear

SAF

SK 02.98-

						Eje remolque	
SKRZ 11019 K						02.98-	*
SKRZ 9019 K						02.98-	*

SKRB

						Eje remolque	
SKRB 9019 K						01.53-	*
SKRB 9019 W						01.53-	*
SKRB 9022 H						01.53-	*

SKRS 12.92-

						Eje remolque	
SKRS 11019 K						12.92-	*
SKRS 9019 K						12.92-	*

TREKAMP&GEHLE GMBH (GIGANT)

Protec

						Eje remolque	
DH6 10008 3745						01.01-	*
DNH6 10008 3745						01.00-	*