

LISTA DE APLICACIONES - BUYERS GUIDE

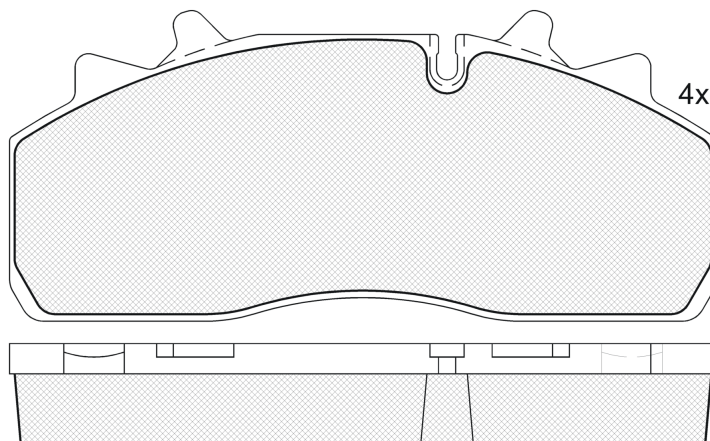
RB1623-067



Qty: 660

Weight: 7.993

O.E.M.	MAKE
1 218 2192	SAF
1 299 9737	SAF
162 8064	DAF
2114 3305 7008 000	RENAULT TRUCKS
3 057 0080 00	SAF
3 057 0080 01	SAF
659742-1	DENNIS



RB1623-067



90R-01178/945



Perrot-Wabco PAN 19-1

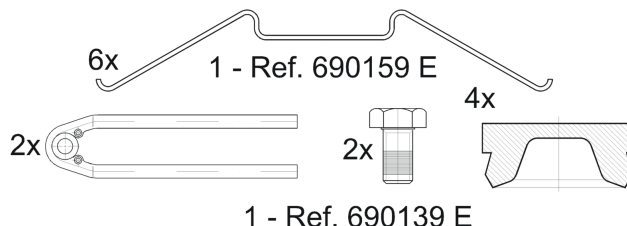
210.2x92.3x30

WVA
29126
29159

FMSI
D1438-8556

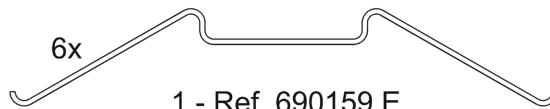
Sin Filas

151623-066



1 - Ref. 690139 E

151623-067



1 - Ref. 690159 E



Trac.	CC	Kw	CV
-------	----	----	----



Front / Rear

DAF

LF 05.13-

Cabeza tractora

Model	Engine	CC	Kw	CV	Year	Front	Rear
FT 220	Diesel	6690	162	220	05.13-	*	*
FT 250	Diesel	6690	187	254	05.13-	*	*
FT 280	Diesel	6690	209	284	05.13-	*	*

LF 05.13-

Caja/Chasis

Model	Engine	CC	Kw	CV	Year	Front	Rear
FA 150 (PX-5 112)	Diesel	4460	112	152	05.13-	*	*
FA 180 (PX-5 135)	Diesel	4460	135	182	05.13-	*	*
FA 180 (PX-5 135)	Diesel	4460	135	182	05.13-	*	*
FA 180 (PX-5 135)	Diesel	4460	135	182	05.13-	*	*
FA 180 (PX-5 135)	Diesel	4460	135	182	05.13-	*	*
FA 180 (PX-5 135)	Diesel	4460	135	182	05.13-	*	*
FA 210 (PX-5 157)	Diesel	4460	157	212	05.13-	*	*
FA 210 (PX-5 157)	Diesel	4460	157	212	05.13-	*	*
FA 210 (PX-5 157)	Diesel	4460	157	212	05.13-	*	*
FA 210 (PX-5 157)	Diesel	4460	157	212	05.13-	*	*
FA 210 (PX-5 157)	Diesel	4460	157	212	05.13-	*	*
FA 220 (PX-7 164)	Diesel	6690	162	220	05.13-	*	*
FA 220 (PX-7 164)	Diesel	6690	162	220	05.13-	*	*
FA 220 (PX-7 172)	Diesel	6690	162	220	05.13-	*	*
FA 220 (PX-7 164)	Diesel	6690	162	220	05.13-	*	*
FA 220 (PX-7 164)	Diesel	6690	162	220	05.13-	*	*
FA 220 (PX-7 164)	Diesel	6690	162	220	05.13-	*	*
FA 220 (PX-7 164)	Diesel	6690	162	220	05.13-	*	*
FA 220 (PX-7 164)	Diesel	6690	162	220	05.13-	*	*
FA 250 (PX-7 186)	Diesel	6690	187	254	05.13-	*	*

LISTA DE APLICACIONES - BUYERS GUIDE

FA 250 (PX-7 194)		Diesel		6690	187	254	05.13-	*	*
FA 250 (PX-7 186)		Diesel		6690	187	254	05.13-	*	*
FA 250 (PX-7 186)		Diesel		6690	187	254	05.13-	*	*
FA 250 (PX-7 186)		Diesel		6690	187	254	05.13-	*	*
FA 250 (PX-7 186)		Diesel		6690	187	254	05.13-	*	*
FA 280 (PX-7 208)		Diesel		6690	209	284	05.13-	*	*
FA 280 (PX-7 217)		Diesel		6690	209	284	05.13-	*	*
FA 280 (PX-7 208)		Diesel		6690	209	284	05.13-	*	*
FA 280 (PX-7 208)		Diesel		6690	209	284	05.13-	*	*
FA 310 (PX-7 231)		Diesel		6690	231	314	05.13-	*	*
FA 310 (PX-7 239)		Diesel		6690	231	314	05.13-	*	*
LF 05.13-					Camión volquete				
FA 220 (PX-7 164)		Diesel		6690	162	220	05.13-	*	*
FA 250 (PX-7 186)		Diesel		6690	187	254	05.13-	*	*
FA 280 (PX-7 208)		Diesel		6690	209	284	05.13-	*	*
FA 310 (PX-7 231)		Diesel		6690	231	314	05.13-	*	*
LF 55 01.01-					Cabeza tractora				
FT 55.180 (CE 136 C)		Diesel		5880	136	185	01.01-	*	*
FT 55.220 (CE 162 C)		Diesel		5880	162	220	01.01-	*	*
FT 55.250 (CE 184 C)		Diesel		5880	184	250	01.01-	*	*
FT 55.220 (GR 165 S1)		Diesel		6691	165	224	05.06-	*	*
FT 55.250 (GR 184 S1)		Diesel		6691	184	250	05.06-	*	*
FT 55.280 (GR 210 S1)		Diesel		6691	210	286	05.06-	*	*
FT 55.290 (GR 210 S1)		Diesel		6691	210	286	05.06-	*	*
LF 55 01.01-					Caja/Chasis				
FA 55.170 (BE 123 C)		Diesel		3920	123	167	01.01-	*	*
FA 55.180 (FR 136 S1)		Diesel		4461	136	185	05.06-	*	*
FA 55.180 (FR 136 S1)		Diesel		4461	136	185	05.06-	*	*
FA 55.180		Diesel		4461	136	185	05.06-	*	*
FA 55.180		Diesel		4461	136	185	05.06-	*	*
FA 55.180		Diesel		4461	136	185	05.06-	*	*
FA 55.210		Diesel		4461	152	207	01.09-	*	*
FA 55.180 (CE 136 C)		Diesel		5880	136	185	01.01-	*	*
FA 55.180 (CE 136 C)		Diesel		5880	136	185	01.01-	*	*
FA 55.220 (CE 162 C)		Diesel		5880	162	220	01.01-	*	*
FA 55.220 (CE 162 C)		Diesel		5880	162	220	01.01-	*	*
FA 55.250 (CE 184 C)		Diesel		5880	184	250	01.01-	*	*
FA 55.220 (GR 165 S1)		Diesel		6691	165	224	05.06-	*	*
FA 55.220 (GR 165 S1)		Diesel		6691	165	224	05.06-	*	*
FA 55.220		Diesel		6691	165	224	05.06-	*	*
FA 55.220 (GR 165 S1)		Diesel		6691	165	224	05.06-	*	*
FA 55.250 (GR 184 S1)		Diesel		6691	184	250	05.06-	*	*
FA 55.250 (GR 184 S1)		Diesel		6691	184	250	05.06-	*	*
FA 55.250		Diesel		6691	184	250	05.06-	*	*
FA 55.250		Diesel		6691	184	250	05.06-	*	*
FA 55.280 (GR 210 S1)		Diesel		6691	210	286	05.06-	*	*
FA 55.280 (GR 210 S1)		Diesel		6691	210	286	05.06-	*	*
FA 55.290 (GR 210 S1)		Diesel		6691	210	286	05.06-	*	*
FA 55.290 (GR 210 S1)		Diesel		6691	210	286	05.06-	*	*

LISTA DE APLICACIONES - BUYERS GUIDE

LF 55 01.01-					Veh. Municipal				
FA 55.180	Diesel		4461	136	185	05.06-	*	*	
FA 55.210	Diesel		4461	152	207	01.09-	*	*	
FA 55.220	Diesel		6691	165	224	05.06-	*	*	
DENNIS									
ENVIRO LINE 01.02-					Bus				
Llanta 19.5" (PAN 19-1)	Diesel					01.02-	*	*	
RENAULT TRUCKS									
Midlum 01.00-					Caja/Chasis				
220.12 (DCI 6W)	Diesel		6177	158	215	10.01-	*	*	
220.14 (DCI 6W)	Diesel		6177	158	215	10.01-	*	*	
220.16 (DCI 6W)	Diesel		6177	158	215	10.01-	*	*	
SAF									
SK 02.98-					Eje remolque				
SKRZ 11019 K						02.98-	*		
SKRZ 9019 K						02.98-	*		
SKRB					Eje remolque				
SKRB 9019 K						01.53-	*		
SKRB 9019 W						01.53-	*		
SKRB 9022 H						01.53-	*		
SKRS 12.92-					Eje remolque				
SKRS 11019 K						12.92-	*		
SKRS 9019 K						12.92-	*		
TRENKAMP&GEHLE GMBH (GIGANT)									
Protec					Eje remolque				
DH6 10008 3745						01.01-	*		
DNH6 10008 3745						01.00-	*		