

LISTA DE APLICACIONES - BUYERS GUIDE

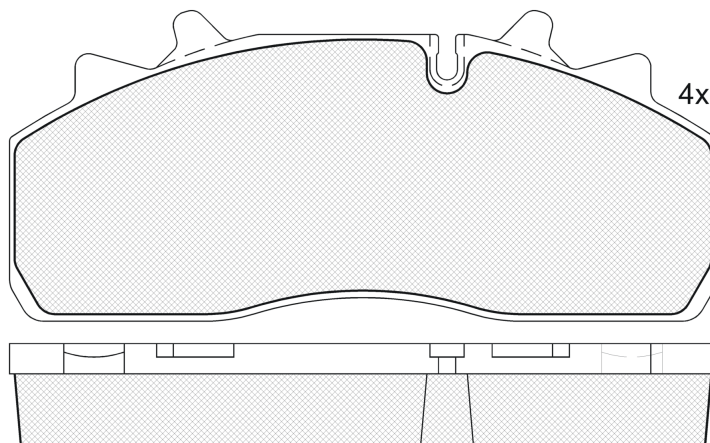
RB1623-066



Qty: 660

Weight: 8.420

O.E.M.	MAKE
1 218 2192	SAF
1 299 9737	SAF
1 299 9770	Brake PERROT-WABCO
1 299 9977 0	Brake PERROT-WABCO
162 8064	DAF
2114 3305 7008 000	RENAULT TRUCKS
3 057 0080 00	SAF
3 057 0080 01	SAF
659742-1	DENNIS



RB1623-066

E 9 90R-01178/945



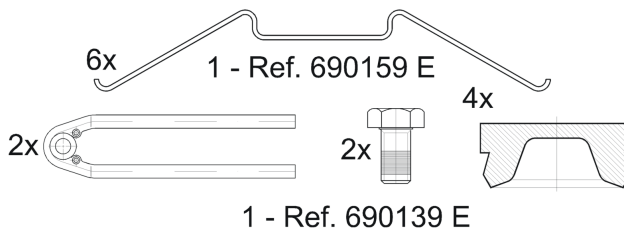
Perrot-Wabco PAN 19-1

210.2x92.3x30

WVA	FMSI
29126	D1438-8556
29159	

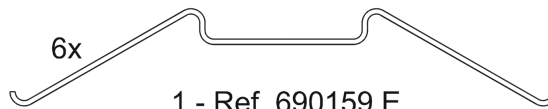
Sin Filas

151623-066



1 - Ref. 690139 E

151623-067



1 - Ref. 690159 E



Trac.	CC	Kw	CV
-------	----	----	----



Front / Rear

ALEXANDER DENNIS

ENVIRO300 09.07-

Bus

300	Diesel	9291	169	185	01.11-	*	*
-----	--------	------	-----	-----	--------	---	---

DAF

CF 05.13-

Caja/Chasis

FAT 530	Diesel	12903	390	530	05.17-	*	*
---------	--------	-------	-----	-----	--------	---	---

LF 05.13-

Cabeza tractora

FT 220	Diesel	6690	162	220	05.13-	*	*
FT 250	Diesel	6690	187	254	05.13-	*	*
FT 280	Diesel	6690	209	284	05.13-	*	*
FT 310	Diesel	6690	231	314	05.13-	*	*
FT 230	Diesel	6691	172	234	10.17-	*	*
FT 260	Diesel	6691	194	264	10.17-	*	*
FT 290	Diesel	6691	217	295	10.17-	*	*

LF 05.13-

Caja/Chasis

FA 150	Diesel	3759	115	156	10.17-	*	*
FA 170	Diesel	3759	127	173	10.17-	*	*
FA 150 (PX-5 112)	Diesel	4460	112	152	05.13-	*	*
FA 180 (PX-5 135)	Diesel	4460	135	182	05.13-	*	*
FA 180 (PX-5 135)	Diesel	4460	135	182	05.13-	*	*
FA 180 (PX-5 135)	Diesel	4460	135	182	05.13-	*	*
FA 180 (PX-5 135)	Diesel	4460	135	182	05.13-	*	*
FA 180 (PX-5 135)	Diesel	4460	135	182	05.13-	*	*
FA 210 (PX-5 157)	Diesel	4460	157	212	05.13-	*	*

LISTA DE APLICACIONES - BUYERS GUIDE

FA 210 (PX-5 157)		Diesel		4460	157	212	05.13-	*	*
FA 210 (PX-5 157)		Diesel		4460	157	212	05.13-	*	*
FA 210 (PX-5 157)		Diesel		4460	157	212	05.13-	*	*
FA 210 (PX-5 157)		Diesel		4460	157	212	05.13-	*	*
FA 220 (PX-7 164)		Diesel		6690	162	220	05.13-	*	*
FA 220 (PX-7 164)		Diesel		6690	162	220	05.13-	*	*
FA 220 (PX-7 172)		Diesel		6690	162	220	05.13-	*	*
FA 220 (PX-7 164)		Diesel		6690	162	220	05.13-	*	*
FA 220 (PX-7 164)		Diesel		6690	162	220	05.13-	*	*
FA 220 (PX-7 164)		Diesel		6690	162	220	05.13-	*	*
FA 220 (PX-7 164)		Diesel		6690	162	220	05.13-	*	*
FA 250 (PX-7 186)		Diesel		6690	187	254	05.13-	*	*
FA 250 (PX-7 194)		Diesel		6690	187	254	05.13-	*	*
FA 250 (PX-7 186)		Diesel		6690	187	254	05.13-	*	*
FA 250 (PX-7 186)		Diesel		6690	187	254	05.13-	*	*
FA 250 (PX-7 186)		Diesel		6690	187	254	05.13-	*	*
FA 250 (PX-7 186)		Diesel		6690	187	254	05.13-	*	*
FA 280 (PX-7 208)		Diesel		6690	209	284	05.13-	*	*
FA 280 (PX-7 217)		Diesel		6690	209	284	05.13-	*	*
FA 280 (PX-7 208)		Diesel		6690	209	284	05.13-	*	*
FA 280 (PX-7 208)		Diesel		6690	209	284	05.13-	*	*
FA 310 (PX-7 231)		Diesel		6690	231	314	05.13-	*	*
FA 310 (PX-7 239)		Diesel		6690	231	314	05.13-	*	*
FA 230		Diesel		6691	172	234	10.17-	*	*
FA 230		Diesel		6691	172	234	10.17-	*	*
FA 230		Diesel		6691	172	234	10.17-	*	*
FA 230		Diesel		6691	172	234	10.17-	*	*
FA 230		Diesel		6691	172	234	10.17-	*	*
FA 230		Diesel		6691	172	234	10.17-	*	*
FA 260		Diesel		6691	194	264	10.17-	*	*
FA 260		Diesel		6691	194	264	10.17-	*	*
FA 260		Diesel		6691	194	264	10.17-	*	*
FA 260		Diesel		6691	194	264	10.17-	*	*
FA 260		Diesel		6691	194	264	10.17-	*	*
FA 290		Diesel		6691	217	295	10.17-	*	*
FA 290		Diesel		6691	217	295	10.17-	*	*
FA 290		Diesel		6691	217	295	10.17-	*	*
FA 320		Diesel		6691	239	325	10.17-	*	*
LF 05.13-								Caja/Chasis	
FA ELECTRIC		Mixto		0	250	340	01.19-	*	*
LF 05.13-								Camión volquete	
FA 220 (PX-7 164)		Diesel		6690	162	220	05.13-	*	*
FA 250 (PX-7 186)		Diesel		6690	187	254	05.13-	*	*
FA 280 (PX-7 208)		Diesel		6690	209	284	05.13-	*	*
FA 310 (PX-7 231)		Diesel		6690	231	314	05.13-	*	*
FA 230		Diesel		6691	172	234	10.17-	*	*
FA 260		Diesel		6691	194	264	10.17-	*	*
FA 290		Diesel		6691	217	295	10.17-	*	*
FA 320		Diesel		6691	239	325	10.17-	*	*

LISTA DE APLICACIONES - BUYERS GUIDE

LF 05.13-					Veh. Municipal				
FA 180		Diesel		4460	135	184	10.17-	*	*
FA 210		Diesel		4460	157	213	10.17-	*	*
FA 230		Diesel		6691	172	234	10.17-	*	*
LF 55 01.01-					Cabeza tractora				
FA 55.170		Diesel		3920	123	167	03.01-06.06	*	*
FA 55.170		Diesel		3920	123	167	03.01-06.06	*	*
FA 55.160		Diesel		4461	118	160	01.06-	*	*
FA 55.160		Diesel		4461	118	160	01.06-	*	*
FA 55.160		Diesel		4461	118	160	01.06-	*	*
FA 55.160		Diesel		4461	118	160	01.06-	*	*
FA 55.180		Diesel		4461	136	185	01.06-	*	*
FA 55.180		Diesel		4461	136	185	01.06-	*	*
FA 55.180		Diesel		4461	136	185	01.06-	*	*
FA 55.180		Diesel		4461	136	185	01.06-	*	*
FA 55.210		Diesel		4461	152	207	01.06-	*	*
FA 55.210		Diesel		4461	152	207	01.06-	*	*
FA 55.210		Diesel		4461	152	207	01.06-	*	*
FA 55.210		Diesel		4461	152	207	01.06-	*	*
FT 55.180 (CE 136 C)		Diesel		5880	136	185	01.01-	*	*
FT 55.220 (CE 162 C)		Diesel		5880	162	220	01.01-	*	*
FT 55.250 (CE 184 C)		Diesel		5880	184	250	01.01-	*	*
FT 55.220 (GR 165 S1)		Diesel		6691	165	224	05.06-	*	*
FT 55.250 (GR 184 S1)		Diesel		6691	184	250	05.06-	*	*
FT 55.280 (GR 210 S1)		Diesel		6691	210	286	05.06-	*	*
FT 55.290 (GR 210 S1)		Diesel		6691	210	286	05.06-	*	*
FA 55.300		Diesel		6691	220	299	01.06-	*	*
FA 55.300		Diesel		6691	220	299	01.06-	*	*
FA 55.300		Diesel		6691	220	299	01.06-	*	*
FA 55.300		Diesel		6691	220	299	01.06-	*	*
LF 55 01.01-					Caja/Chasis				
FA 55.170 (BE 123 C)		Diesel		3920	123	167	01.01-	*	*
FA 55.160		Diesel		4461	118	160	01.06-	*	*
FA 55.180 (FR 136 S1)		Diesel		4461	136	185	05.06-	*	*
FA 55.180 (FR 136 S1)		Diesel		4461	136	185	05.06-	*	*
FA 55.180		Diesel		4461	136	185	05.06-	*	*
FA 55.180		Diesel		4461	136	185	05.06-	*	*
FA 55.180		Diesel		4461	136	185	05.06-	*	*
FA 55.180		Diesel		4461	136	185	01.06-	*	*
FA 55.210		Diesel		4461	152	207	01.09-	*	*
FA 55.210		Diesel		4461	152	207	01.06-	*	*
FA 55.180 (CE 136 C)		Diesel		5880	136	185	01.01-	*	*
FA 55.180 (CE 136 C)		Diesel		5880	136	185	01.01-	*	*
FA 55.220 (CE 162 C)		Diesel		5880	162	220	01.01-	*	*
FA 55.220 (CE 162 C)		Diesel		5880	162	220	01.01-	*	*
FA 55.250 (CE 184 C)		Diesel		5880	184	250	01.01-	*	*
FA 55.220 (GR 165 S1)		Diesel		6691	165	224	05.06-	*	*
FA 55.220 (GR 165 S1)		Diesel		6691	165	224	05.06-	*	*
FA 55.220		Diesel		6691	165	224	05.06-	*	*
FA 55.220 (GR 165 S1)		Diesel		6691	165	224	05.06-	*	*

LISTA DE APLICACIONES - BUYERS GUIDE

FA 55.250 (GR 184 S1)	Diesel	6691	184	250	05.06-	*	*
FA 55.250 (GR 184 S1)	Diesel	6691	184	250	05.06-	*	*
FA 55.250	Diesel	6691	184	250	05.06-	*	*
FA 55.250	Diesel	6691	184	250	05.06-	*	*
FA 55.280 (GR 210 S1)	Diesel	6691	210	286	05.06-	*	*
FA 55.280 (GR 210 S1)	Diesel	6691	210	286	05.06-	*	*
FA 55.280	Diesel	6691	210	286	01.06-	*	*
FA 55.290 (GR 210 S1)	Diesel	6691	210	286	05.06-	*	*
FA 55.290 (GR 210 S1)	Diesel	6691	210	286	05.06-	*	*
FA 55.300	Diesel	6691	220	299	01.06-	*	*
LF 55 01.01-						Camión volquete	
FA 55.170	Diesel	3920	123	167	03.01-06.06	*	*
FA 55.170	Diesel	3920	123	167	03.01-06.06	*	*
FA 55.160	Diesel	4461	118	160	01.06-	*	*
FA 55.160	Diesel	4461	118	160	01.06-	*	*
FA 55.160	Diesel	4461	118	160	01.06-	*	*
FA 55.160	Diesel	4461	118	160	01.06-	*	*
FA 55.160	Diesel	4461	118	160	01.06-	*	*
FA 55.180	Diesel	4461	136	185	01.06-	*	*
FA 55.180	Diesel	4461	136	185	01.06-	*	*
FA 55.180	Diesel	4461	136	185	01.06-	*	*
FA 55.180	Diesel	4461	136	185	01.06-	*	*
FA 55.210	Diesel	4461	152	207	01.06-	*	*
FA 55.210	Diesel	4461	152	207	01.06-	*	*
FA 55.210	Diesel	4461	152	207	01.06-	*	*
FA 55.210	Diesel	4461	152	207	01.06-	*	*
FA 55.180	Diesel	5880	136	185	03.01-06.06	*	*
FA 55.180	Diesel	5880	136	185	03.01-06.06	*	*
FA 55.220	Diesel	5880	162	220	03.01-06.06	*	*
FA 55.220	Diesel	5880	162	220	03.01-06.06	*	*
FA 55.250	Diesel	5880	184	250	03.01-06.06	*	*
FA 55.250	Diesel	5880	184	250	03.01-06.06	*	*
FA 55.220	Diesel	6691	165	224	01.06-	*	*
FA 55.220	Diesel	6691	165	224	01.06-	*	*
FA 55.220	Diesel	6691	165	224	01.06-	*	*
FA 55.220	Diesel	6691	165	224	01.06-	*	*
FA 55.250	Diesel	6691	184	250	01.06-	*	*
FA 55.250	Diesel	6691	184	250	01.06-	*	*
FA 55.250	Diesel	6691	184	250	01.06-	*	*
FA 55.250	Diesel	6691	184	250	01.06-	*	*
FA 55.280	Diesel	6691	210	286	01.06-	*	*
FA 55.280	Diesel	6691	210	286	01.06-	*	*
FA 55.280	Diesel	6691	210	286	01.06-	*	*
FA 55.280	Diesel	6691	210	286	01.06-	*	*
FA 55.290	Diesel	6691	210	286	01.06-	*	*
FA 55.290	Diesel	6691	210	286	01.06-	*	*
FA 55.290	Diesel	6691	210	286	01.06-	*	*
FA 55.290	Diesel	6691	210	286	01.06-	*	*
FA 55.300	Diesel	6691	220	299	01.06-	*	*
FA 55.300	Diesel	6691	220	299	01.06-	*	*
FA 55.300	Diesel	6691	220	299	01.06-	*	*
FA 55.300	Diesel	6691	220	299	01.06-	*	*

LISTA DE APLICACIONES - BUYERS GUIDE

LF 55 01.01-						Veh. Municipal			
FA 55.180		Diesel		4461	136	185	05.06-	*	*
FA 55.210		Diesel		4461	152	207	01.09-	*	*
FA 55.220		Diesel		6691	165	224	05.06-	*	*
DENNIS									
ENVIRO LINE 01.02-						Bus			
Llanta 19.5" (PAN 19-1)		Diesel					01.02-	*	*
RENAULT TRUCKS									
05.06-						Caja/Chasis			
240.12		Diesel		7146	176	239	05.06-08.09	*	*
240.13		Diesel		7146	176	239	05.06-08.09	*	*
240.14		Diesel		7146	176	239	05.06-08.09	*	*
240.15		Diesel		7146	176	239	05.06-08.09	*	*
240.16		Diesel		7146	176	239	05.06-08.09	*	*
270.12		Diesel		7146	194	264	06.09-	*	*
270.14		Diesel		7146	194	264	06.09-	*	*
270.16		Diesel		7146	194	264	06.09-	*	*
280.12		Diesel		7146	206	280	05.06-08.09	*	*
280.13		Diesel		7146	206	280	05.06-08.09	*	*
280.14		Diesel		7146	206	280	05.06-08.09	*	*
280.15		Diesel		7146	206	280	05.06-08.09	*	*
280.16		Diesel		7146	206	280	05.06-08.09	*	*
300.12		Diesel		7146	217	295	06.09-	*	*
300.14		Diesel		7146	217	295	06.09-	*	*
300.16		Diesel		7146	217	295	06.09-	*	*
Midlum 01.00-						Caja/Chasis			
220.12 (DCI 6W)		Diesel		6177	158	215	10.01-	*	*
220.14 (DCI 6W)		Diesel		6177	158	215	10.01-	*	*
220.16 (DCI 6W)		Diesel		6177	158	215	10.01-	*	*
SAF									
SK 02.98-						Eje remolque			
SKRZ 11019 K							02.98-		*
SKRZ 9019 K							02.98-		*
SKRB						Eje remolque			
SKRB 9019 K							01.53-		*
SKRB 9019 W							01.53-		*
SKRB 9022 H							01.53-		*
SKRS 12.92-						Eje remolque			
SKRS 11019 K							12.92-		*
SKRS 9019 K							12.92-		*
TRENKAMP&GEHLE GMBH (GIGANT)									
Protec						Eje remolque			
DH6 10008 3745							01.01-		*
DNH6 10008 3745							01.00-		*