


LISTA DE APLICACIONES - BUYERS GUIDE

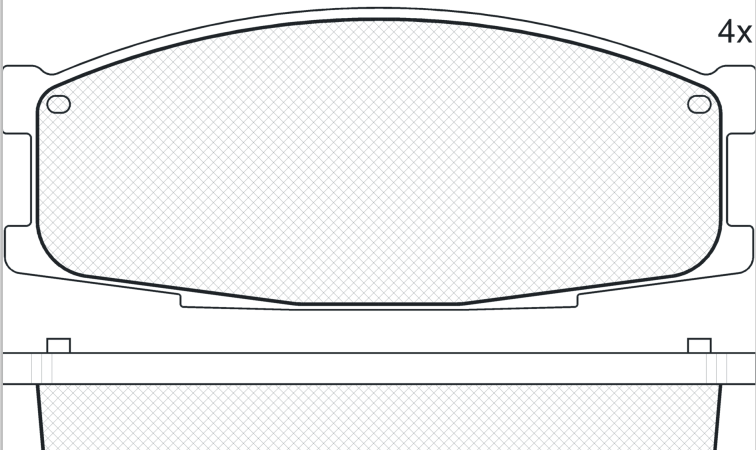
RB1505



8 424073 131010


Qty: 639 Weight: 1.549

O.E.M.	MAKE
MB 295 549	MITSUBISHI
MB 295 690	MITSUBISHI
MB 295 822	MITSUBISHI
MB 295 879	MITSUBISHI
MB 295 884	MITSUBISHI
MB 295 885	MITSUBISHI
MB 295 886	MITSUBISHI
MB 295 887	MITSUBISHI
MB 295 944	MITSUBISHI
MB 295 945	MITSUBISHI
MB 295 946	MITSUBISHI
MB 298 875	MITSUBISHI
MC 112 088	MITSUBISHI
MC 112 191	MITSUBISHI



4x

RB1505



E1 90R-01217/341

Sumitomo

133x53.2x17.3

WVA

23501

Sin Filas



Trac.	CC	Kw	CV		
					
				Front / Rear	

BMW								
3 Serie V (E92) 01.05-12.13					Coupé (Compact executive car-D Segment)			
325i (N52 B25 A)	Gasolina	RWD	2497	160	218	06.06-02.10	*	
325i (N52 B25 AF)	Gasolina	RWD	2497	160	218	06.06-02.10	*	
325i (N52 B25 BF)	Gasolina	RWD	2497	160	218	06.06-02.10	*	
HONDA								
CIVIC VI (MA, MB) 09.94-02.01					[CAMBIADO]:Fastback (Supermini car-B Segment)			
1.6 (MB4) (D16W4)	Gasolina	FWD	1590	92	125	11.98-02.01	*	
MITSUBISHI								
Canter V (FB4_, FE4_) 09.92-09.96					Caja/Chasis (LCVs-N1 Segment)			
2.5 D	Diesel	RWD	2477	55	75	09.92-09.96	*	
3.6 TDi	Diesel	RWD	3567	94	128	09.93-09.96	*	
3.9 TDi	Diesel	RWD	3908	115	156	09.93-09.96	*	
Canter VI 07.86-					Caja/Chasis			
2.3 35 D	Diesel		2295	62	84	07.86-	*	
2.5 35 D	Diesel		2495	73	99	07.86-	*	
Canter 60 (4D31T)	Diesel		3298	86	117	07.86-	*	
Canter 60 (4D34-2AT4)	Diesel		3908	100	136	08.96-	*	
Canter 75 (6D31-1AT2)	Diesel		4948	115	156	01.94-12.97	*	
Canter VI (FB6_, FE5_, FE6_) 10.93-10.02					Caja/Chasis (LCVs-N1 Segment)			
2.8 D	Diesel	RWD	2835	69	94	10.96-07.01	*	
3.9 TDi	Diesel	RWD	3908	100	136	10.96-07.01	*	
4.2 TD	Diesel	RWD	4214	96	131	10.96-07.01	*	

LISTA DE APLICACIONES - BUYERS GUIDE

Canter VI 07.86-					Camión volquete			
Canter 60 (4D31T)		Diesel		3298	86	117	07.86-	*
Canter 60 (4D34-2AT4)		Diesel		3908	100	136	08.96-	*