

LISTA DE APLICACIONES - BUYERS GUIDE

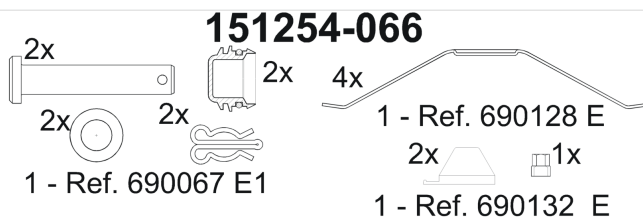
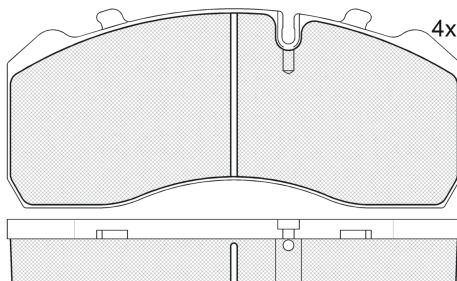
RB1254



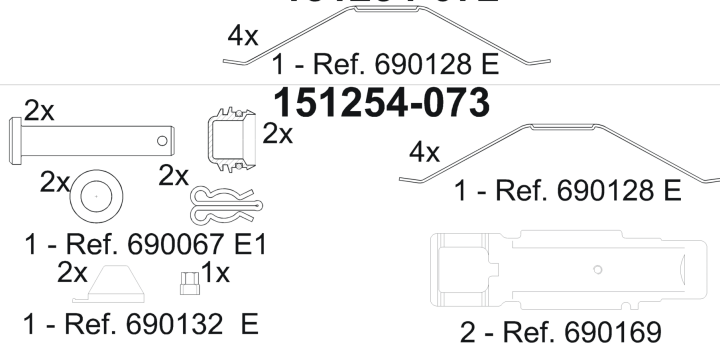
Qty: 660

Weight: 8.430

O.E.M.	MAKE
000 421 07 10	MERCEDES-BENZ
001 421 07 10	MERCEDES-BENZ
001 421 17 10	MERCEDES-BENZ
002 420 78 20	MERCEDES-BENZ
002 420 79 20	MERCEDES-BENZ
02.031.21.50.0	BPW
09.801.02.75.0	BPW
09.801.02.93.0	BPW
09.801.06.21.0	BPW
299 2336	IVECO
299 6468	IVECO
3 057 0078 00	SAF
3 777 9813 840	SAF
3 778 0006 200	SAF
5 317 0024 00	SAF
81 50820 5017	MAN
81 50820 5082	MAN
81 50820 6008	MAN
81 50820 6022	MAN
81 50820 6057	MAN
81 50820 6058	MAN
81 50820 6059	MAN
81 50820 6060	MAN
9291024	SAETA



151254-072



RB1254



90R-01178/679



Knorr SB6000

210.3x92.45x30

WVA

29093

29094

29095

29096

29145

Sin Filas



Trac.

CC

Kw

CV



Front / Rear

BPW

SKH 01.97-

Eje remolque

SHZF 9010 ECO Plus						01.97-	*
SKH 9008						01.98-	*
SKH 9010						01.98-	*
SKHB 9010						01.98-	*
SKHBF 9010-15 ECO-MAXX						01.98-	*
SKHBF 9010-15 ECO Plus						01.00-	*
SKHBF 9010 ECO-MAXX						01.00-	*
SKHBF 9010 ECO Plus						01.00-	*
SKHBFHLL 9010 ECO-MAXX						01.98-	*
SKHBFHLL 9010 ECO Plus						01.98-	*
SKHBM 9010-15 ECO-MAXX						01.98-	*
SKHBM 9010-15 ECO Plus						01.00-	*
SKHBM 9010 ECO Plus						01.00-	*
SKHBMHLL 9010 ECO-MAXX						01.98-	*
SKHBMHLL 9010 ECO Plus						01.98-	*
SKHSF 10008-15 ECO-MAXX						01.98-	*
SKHSF 10008-15 ECO Plus						01.98-	*
SKHSF 10010-15 ECO-MAXX						01.98-	*
SKHSF 10010-15 ECO Plus						01.98-	*
SKHSF 8008 ECO Plus						01.00-	*
SKHSF 8010 ECO-MAXX						01.98-	*
SKHSF 8010 ECO Plus						01.00-	*
SKHSF 9008-15 ECO-MAXX						01.98-	*

LISTA DE APLICACIONES - BUYERS GUIDE

SKHSF 9008-15 ECO Plus					01.00-	*
SKHSF 9008 ECO					01.98-	*
SKHSF 9008 ECO-MAXX					01.98-	*
SKHSF 9008 ECO Plus					01.00-	*
SKHSF 9010-15 ECO-MAXX					01.98-	*
SKHSF 9010-15 ECO Plus					01.00-	*
SKHSF 9010-15 ECO Plus					01.98-	*
SKHSF 9010 ECO-MAXX					01.98-	*
SKHSF 9010 ECO Plus					01.00-	*
SKHSFA 9010-15 ECO-MAXX					01.98-	*
SKHSFA 9010 ECO-MAXX					01.98-	*
SKHSFHLL 9008 ECO-MAXX					01.98-	*
SKHSFHLL 9008 ECO Plus					01.00-	*
SKHSFHLL 9010 ECO-MAXX					01.98-	*
SKHSFHLL 9010 ECO Plus					01.98-	*
SKHSM 10010-15 ECO-MAXX					01.98-	*
SKHSM 10010-15 ECO Plus					01.98-	*
SKHSM 9008-15 ECO-MAXX					01.98-	*
SKHSM 9008-15 ECO Plus					01.00-	*
SKHSM 9008 ECO-MAXX					01.98-	*
SKHSM 9008 ECO Plus					01.00-	*
SKHSM 9010-15 ECO-MAXX					01.98-	*
SKHSM 9010-15 ECO Plus					01.00-	*
SKHSM 9010 ECO-MAXX					01.98-	*
SKHSM 9010 ECO Plus					01.00-	*
SKHSMA 9008-15 ECO-MAXX					01.98-	*
SKHSMA 9010-15 ECO-MAXX					01.98-	*
SKHSMA 9010 ECO-MAXX					01.98-	*
SKHSMAHLL 9010 ECO-MAXX					01.98-	*
SKHSMHLL 9010 ECO-MAXX					01.98-	*
SKHSMHLL 9010 ECO Plus					01.98-	*
SKHZF 10008-15 ECO-MAXX					01.98-	*
SKHZF 10008-15 ECO Plus					01.98-	*
SKHZF 10010-15 ECO-MAXX					01.98-	*
SKHZF 10010-15 ECO Plus					01.98-	*
SKHZF 9008-15 ECO-MAXX					01.98-	*
SKHZF 9008-15 ECO Plus					01.00-	*
SKHZF 9008 ECO-MAXX					01.98-	*
SKHZF 9008 ECO Plus					01.00-	*
SKHZF 9010-15 ECO-MAXX					01.98-	*
SKHZF 9010-15 ECO Plus					01.00-	*
SKHZF 9010 ECO-MAXX					01.98-	*
SKHZF 9010 ECO Plus					01.00-	*
SKHZM 10008-15 ECO-MAXX					01.98-	*
SKHZM 10010-15 ECO-MAXX					01.98-	*
SKHZM 9008 ECO Plus					01.00-	*
SKHZM 9010-15 ECO-MAXX					01.98-	*
SKHZM 9010 ECO-MAXX					01.98-	*
SKHZMA 9008-15 ECO-MAXX					01.98-	*
SKHZMA 9010-15 ECO-MAXX					01.98-	*

DAF

LISTA DE APLICACIONES - BUYERS GUIDE

SB 01.74-					Bus				
200		Diesel			147	200	01.74-	*	*
FRUEHAUF									
Eje/Axle					Eje remolque				
Llanta 19.5" (SB/SN6000 SB/SN6500)							01.53-		*
IVECO									
10.00-07.07					Veh. Municipal				
130 E 24 tector (F4AE0681B)		Diesel		5883	176	240	09.00-07.07	*	*
150 E 24 tector (F4AE0681B)		Diesel		5883	176	240	09.00-07.07	*	*
140 E 25 tector (F4AE3681D)		Diesel		5883	185	251	09.06-07.07	*	*
150 E 28 tector (F4AE0681A)		Diesel		5883	202	275	09.06-07.07	*	*
150 E 28 tector (F4AE3681E)		Diesel		5883	202	275	09.06-07.07	*	*
160 E 30 tector (F4AE0681A)		Diesel		5883	220	299	09.06-07.07	*	*
160 E 30 tector (F4AE3681A)		Diesel		5883	220	299	09.06-07.07	*	*
EuroCargo I-III 01.91-09.15					Cabeza tractora				
320 E 28 tector (F4AE0681A)		Diesel		5883	202	275	09.00-09.15	*	
320 E 28 T tector (F4AE0681A)		Diesel		5883	202	275	09.00-09.15	*	
EuroCargo I-III 01.91-09.15					Caja/Chasis				
130 E 18 D tector, 130 E 18 DP tector (F4AE3481A)		Diesel		3922	134	182	09.06-09.15	*	*
140 E 18 tector, 140 E 18 P tector, 140 E 18 D FP tector (F4AE3481A)		Diesel		3922	134	182	09.06-09.15	*	*
150 E 18 tector, 150 E 18 P tector, 150 E 18 FP tector (F4AE3481A)		Diesel		3922	134	182	09.06-09.15	*	*
160 E 18 tector, 160 E 18 P tector (F4AE3481A)		Diesel		3922	134	182	09.06-09.15	*	*
130 E 18 tector, 130 E 18 D tector, 130 E 18 DP tector (F4AE0681D)		Diesel		5883	134	181	09.00-09.15	*	*
130 E 18 tector, 130 E 18 D tector, 130 E 18 DP tector (F4AE0681E)		Diesel		5883	134	181	09.00-09.15	*	*
140 E 18, 140 E 18 P, 140 E 18 FP (F4AE0681E)		Diesel		5883	134	181	05.05-09.15	*	*
140 E 18 W tector (F4AE0681E)		Diesel		5883	134	181	09.00-09.15	*	*
150 E 18 tector (F4AE0681E)		Diesel		5883	134	181	09.00-09.15	*	*
130 E 21 tector, 130 E21 P tector, 130 E 21 FP tector (F4AE0681C)		Diesel		5883	154	209	09.00-09.15	*	*
130 E 21 tector, 130 E21 P tector, 130 E 21 FP tector (F4AE0681D)		Diesel		5883	154	209	09.00-09.15	*	*
140 E 21 tector, 140 E 21 P, 140 E 21 FP (F4AE0681C)		Diesel		5883	154	209	03.05-09.15	*	*
140 E 21 tector, 140 E 21 P, 140 E 21 FP (F4AE0681D)		Diesel		5883	154	209	03.05-09.15	*	*
150 E 21 tector, 150 E 21 P tector, 150 E 21 FP tector (F4AE0681C)		Diesel		5883	154	209	09.00-09.15	*	*
150 E 21 tector, 150 E 21 P tector, 150 E 21 FP tector (F4AE0681D)		Diesel		5883	154	209	09.00-09.15	*	*
160 E 21 tector, 160 E 21 P tector (F4AE0681C)		Diesel		5883	154	209	09.00-09.15	*	*
160 E 21 tector, 160 E 21 P tector (F4AE0681D)		Diesel		5883	154	209	09.00-09.15	*	*
140 E 22 tector, 140 E 22 P tector, 140 E 22 D FP tector (F4AE3681B)		Diesel		5883	160	218	09.06-09.15	*	*
150 E 22 tector, 150 E 22 P tector, 150 E 22 FP tector (F4AE3681B)		Diesel		5883	160	217	09.06-09.15	*	*
160 E 22 tector, 160 E 22 P tector (F4AE3681B)		Diesel		5883	160	218	09.06-09.15	*	*
130 E 24 tector, 130 E 24 D tector, 130 E 24 DP tector (F4AE0681B)		Diesel		5883	176	240	09.00-09.15	*	*
140 E 24 tector, 14 E 24 P tector, 140 E 24 FP tector (F4AE0681B)		Diesel		5883	176	240	09.00-09.15	*	*
140 E 24 W tector, 140 E 24 WS tector (F4AE0681B)		Diesel		5883	176	240	09.00-09.15	*	*
150 E 24 tector, 150 E 25 tector (F4AE0681B)		Diesel		5883	176	240	09.00-09.15	*	*
150 E 24 tector, 150 E 25 tector (F4AE3681D)		Diesel		5883	176	240	09.00-09.15	*	*

LISTA DE APLICACIONES - BUYERS GUIDE

160 E 24 tector, 160 E 24 P tector (F4AE0681B)	Diesel	5883	176	239	09.00-09.15	*	*
130 E 25 D tector, 130 E 25 DP tector (F4AE3681D)	Diesel	5883	185	252	09.06-09.15	*	*
140 E 25 W tector, 140 E 25 WS tector (F4AE3681D)	Diesel	5883	185	251	09.06-09.15	*	*
140 E D 25 tector, 140 E 25 P tector, 140 E 25 FP tector (F4AE3681D)	Diesel	5883	185	251	09.06-09.15	*	*
150 E 25 WS tector (F4AE3681D)	Diesel	5883	185	252	09.06-09.15	*	*
150 E 25 W tector (F4AE3681D)	Diesel	5883	185	252	09.06-09.15	*	*
160 E 25 tector, 160 E 25 P tector (F4AE3681D)	Diesel	5883	185	252	09.06-09.15	*	*
130 E 28 tector (F4AE0681A)	Diesel	5883	202	275	09.00-09.15	*	*
140 E 28 tector, 140 E 28 P tector, 140 E 28 FP tector (F4AE0681A)	Diesel	5883	202	275	09.06-09.15	*	*
140 E 28 tector, 140 E 28 P tector, 140 E 28 FP tector (F4AE3681E)	Diesel	5883	202	275	09.06-09.15	*	*
150 E 28 tector (F4AE0681A)	Diesel	5883	202	275	09.00-09.15	*	*
150 E 28 tector (F4AE3681E)	Diesel	5883	202	275	09.00-09.15	*	*
150 E 28 W tector (F4AE3681E)	Diesel	5883	202	275	09.06-09.15	*	*
160 E 28 tector, 160 E 28 P tector (F4AE0681A)	Diesel	5883	202	275	09.00-09.15	*	*
160 E 28 tector, 160 E 28 P tector (F4AE3681E)	Diesel	5883	202	275	09.00-09.15	*	*
320 E 28 tector (F4AE0681A)	Diesel	5883	202	275	09.00-09.15	*	
320 E 28 T tector (F4AE0681A)	Diesel	5883	202	275	09.00-09.15	*	
140 E 28 W tector, 140 E 28 WS tector (F4AE3681E)	Diesel	5883	205	279	09.06-09.15	*	*
150 E 28 WS tector (F4AE3681E)	Diesel	5883	205	279	09.06-09.15	*	*
150 E 30 tector, 150 E 30 P tector, 150 E 30 FP tector (F4AE0681A)	Diesel	5883	220	299	09.06-09.15	*	*
150 E 30 tector, 150 E 30 P tector, 150 E 30 FP tector (F4AE3681A)	Diesel	5883	220	299	09.06-09.15	*	*
160 E 30 tector, 160 E 30 P tector (F4AE0681A)	Diesel	5883	220	299	09.06-09.15	*	*
160 E 30 tector, 160 E 30 P tector (F4AE3681A)	Diesel	5883	220	299	09.06-09.15	*	*
EuroCargo I-III 01.91-09.15			Camión volquete				
140 E 18 K tector, 140 E 18 DK tector (F4AE3481A)	Diesel	3922	134	182	09.06-09.15	*	*
150 E 18 K tector (F4AE3481A)	Diesel	3922	134	182	09.06-09.15	*	*
160 E 18 K tector (F4AE3481A)	Diesel	3922	134	182	09.06-09.15	*	*
130 E 18 K tector, 130 E 18 DK tector (F4AE0681E)	Diesel	5883	134	181	09.00-09.15	*	*
140 E 18 K (F4AE0681E)	Diesel	5883	134	181	05.05-09.15	*	*
150 E 18 K tector (F4AE0681E)	Diesel	5883	134	181	09.00-09.15	*	*
130 E 21 K tector (F4AE0681D)	Diesel	5883	154	209	09.00-09.15	*	*
140 E 21 K (F4AE0681D)	Diesel	5883	154	209	05.05-09.15	*	*
150 E 21 K tector (F4AE0681D)	Diesel	5883	154	209	09.00-09.15	*	*
140 E 22 K tector (F4AE3681B)	Diesel	5883	160	218	09.06-09.15	*	*
150 E 22 K tector (F4AE3681B)	Diesel	5883	160	217	09.06-09.15	*	*
160 E 22 K tector (F4AE3681B)	Diesel	5883	160	218	09.06-09.15	*	*
130 E 24 K tector, 130 E 24 DK tector (F4AE0681B)	Diesel	5883	176	240	09.00-09.15	*	*
140 E 24 K tector (F4AE0681B)	Diesel	5883	176	240	09.00-09.15	*	*
150 E 24 K tector (F4AE0681B)	Diesel	5883	176	240	09.00-09.15	*	*
130 E 25 DK tector (F4AE3681D)	Diesel	5883	185	252	09.06-09.15	*	*
140 E 25 K tector, 140 E 25 DK tector (F4AE3681D)	Diesel	5883	185	251	09.06-09.15	*	*
150 E 25 K tector (F4AE3681D)	Diesel	5883	185	252	09.06-09.15	*	*
160 E 25 K tector (F4AE3681D)	Diesel	5883	185	252	09.06-09.15	*	*
130 E 28 K tector (F4AE0681A)	Diesel	5883	202	275	09.00-09.15	*	*
140 E 28 K tector (F4AE0681A)	Diesel	5883	202	275	09.06-09.15	*	*
140 E 28 K tector (F4AE3681E)	Diesel	5883	202	275	09.06-09.15	*	*
150 E 28 K tector (F4AE0681A)	Diesel	5883	202	275	09.00-09.15	*	*
150 E 28 K tector (F4AE3681E)	Diesel	5883	202	275	09.00-09.15	*	*

LISTA DE APLICACIONES - BUYERS GUIDE

160 E 28 K tector (F4AE3681E)	Diesel	5883	205	279	09.06-09.15	*	*
150 E 30 K tector (F4AE0681A)	Diesel	5883	220	299	09.06-09.15	*	*
150 E 30 K tector (F4AE3681A)	Diesel	5883	220	299	09.06-09.15	*	*
160 E 30 K tector (F4AE0681A)	Diesel	5883	220	299	09.06-09.15	*	*
160 E 30 K tector (F4AE3681A)	Diesel	5883	220	299	09.06-09.15	*	*
EuroCargo V 09.15-				Caja/Chasis			
140E19, 140E19P (F4AFE411B)	Diesel	4485	137	186	09.15-	*	
140E19, 140E19P (F4AFE411F)	Diesel	4485	137	186	09.15-	*	
140E21, 140E21P (F4AFE411C)	Diesel	4485	152	207	09.15-	*	
160E21, 160E21P (F4AFE411C)	Diesel	4485	152	207	09.15-	*	
140E22, 140E22FP, 140E22P (F4AFE611A)	Diesel	6728	162	220	09.15-	*	
160E22, 160E22P (F4AFE611A)	Diesel	6728	162	220	09.15-	*	
140E25, 140E25FP, 140E25P (F4AFE611E)	Diesel	6728	185	252	09.15-	*	
160E25, 160E25FP, 160E25P (F4AFE611E)	Diesel	6728	185	252	09.15-	*	
140E28, 140E28FP, 140E28P (F4AFE611C)	Diesel	6728	206	280	09.15-	*	
150E28, 150E28FP, 150E28P (F4AFE611C)	Diesel	6728	206	280	09.15-	*	
150E32, 150E32FP, 150E32P (F4AFE611D)	Diesel	6728	235	320	09.15-	*	
P/PA 12.79-12.93				Cabeza tractora			
330-30HT (8210.22X.235)	Diesel	13798	224	305	01.88-12.90	*	*
330-30HT (8210.22X.523)	Diesel	13798	224	305	01.88-12.90	*	*
330-30HT (8210.22X.235)	Diesel	13798	224	305	01.88-12.92	*	*
330-30HT (8210.22X.523)	Diesel	13798	224	305	01.88-12.92	*	*
LECIÑENA							
Eje/Axle				Eje remolque			
Llanta 19.5" (SB/SN6000 SB/SN6500)					01.53-	*	
LECITRAILER							
Eje/Axle				Eje remolque			
Llanta 19.5" (SB/SN6000 SB/SN6500)					01.53-	*	
MAN							
M 2000 L 04.95-				Caja/Chasis			
14.163 LC, LLC, LRC, LLRC (D 0824 LFL 06)	Diesel	4580	114	155	08.95-	*	
14.163 LC, LLC, LRC, LLRC (D 0824 LFL 09)	Diesel	4580	114	155	08.95-	*	
14.224 LC, LLC, LLLC, LRC, LLRC, LLLRC (D 0826 LFL03)	Diesel	6871	162	220	08.95-	*	
14.224 LC, LLC, LLLC, LRC, LLRC, LLLRC (D 0826 LFL10)	Diesel	6871	162	220	08.95-	*	
14.225 LAC, LARC, (LE220B) (D 0836 LFL 02)	Diesel	6871	162	220	09.00-	*	*
14.225 LC, LLC, LLLC, LRC, LLRC, LLLRC (LE220B) (D 0836 LFL 02)	Diesel	6871	162	220	09.00-	*	
14.255 LC, LLC, LLLC, LRC, LLRC, LLLRC (LE250B) (D 0836 LFL 05)	Diesel	6871	180	245	09.00-	*	
14.263, 14.264 LC, LLC, LLLC, LRC, LLRC, LLLRC (D 0826 LFL09)	Diesel	6871	191	260	08.95-	*	
14.284 LC, LLC, LLLC, LRC, LLRC, LLLRC (D 0836 LF 01)	Diesel	6871	206	280	10.98-	*	
14.285 LC, LLC, LLLC, LRC, LLRC, LLLRC, (LE280B) (D 0836 LFL 03)	Diesel	6871	206	280	09.00-	*	
M 2000 L 04.95-				Camión volquete			
15.185 LK, LRK, LK-L	Diesel	4580	132	180	11.02-	*	*
14.225 LAK, LARK, LAK-L, (LE220B) (D 0836 LFL 02)	Diesel	6871	162	220	09.00-	*	*
14.225 LK, LRK (LE220B) (D 0836 LFL 02)	Diesel	6871	162	220	09.00-	*	*
15.225 LK, LRK, LK-L, (LE220B) (D 0836 LFL 02)	Diesel	6871	162	220	09.99-	*	*

LISTA DE APLICACIONES - BUYERS GUIDE

15.255 LK, LRK, LK-L, (LE250B) (D 0836 LFL 05)	Diesel	6871	180	245	09.99-	*	*
15.285 LK, LRK, LK-L, (LE280B) (D 0836 LFL 03)	Diesel	6871	206	280	09.99-	*	*
M 2000 M 08.95-12.05			Cabeza tractora				
14.224 MLS, MLRS (D 0826 LF15)	Diesel	6871	162	220	08.95-12.05	*	
14.224 MLS, MLRS (D 0826 LF18)	Diesel	6871	162	220	08.95-12.05	*	
14.264 MLS, MLRS (D 0826 LF17)	Diesel	6871	191	260	08.95-12.05	*	
14.284 MLS, MLRS (D 0836 LF 01)	Diesel	6871	206	280	06.98-12.05	*	
M 2000 M 08.95-12.05			Caja/Chasis				
14.224 MC, MLC, MLLC, MLRC, MRC, MLLRC (D 0826 LF10)	Diesel	6871	162	220	08.95-12.05	*	
14.224 MC, MLC, MLLC, MLRC, MRC, MLLRC (D 0826 LF15)	Diesel	6871	162	220	08.95-12.05	*	
14.224 MC, MLC, MLLC, MLRC, MRC, MLLRC (D 0826 LF18)	Diesel	6871	162	220	08.95-12.05	*	
14.255 MC, MLC, MLLC, MLRC, MRC, MLLRC (D 0836 LF 05)	Diesel	6871	180	245	10.00-12.05	*	
14.264 MC, MLC, MLLC, MLRC, MRC, MLLRC (D 0826 LF17)	Diesel	6871	191	260	08.95-12.05	*	
14.284 MC, MLC, MLLC, MLRC, MRC, MLLRC (D 0836 LF 01)	Diesel	6871	206	280	06.98-12.05	*	
14.285 MC, MLC, MLLC, MLRC, MRC, MLLRC (ME280C) (D 0836 LFL 03)	Diesel	6871	206	280	09.99-12.05	*	
18.285 MC, MLC, MLLC, MLRC, MRC, MLLRC (D 0836 LF 03)	Diesel	6871	206	280	06.98-12.05	*	
TGM 05.05-			Caja/Chasis				
12.240 (D 0836 LFL 50)	Diesel	6871	176	240	10.05-03.22	*	*
12.240 (D 0836 LFL 53)	Diesel	6871	176	240	10.05-03.22	*	*
13.240 (D 0836 LFL 40)	Diesel	6871	176	240	04.06-03.22	*	*
13.240 (D 0836 LFL 50)	Diesel	6871	176	240	04.06-03.22	*	*
13.240 (D 0836 LFL 53)	Diesel	6871	176	240	04.06-03.22	*	*
15.240 (D 0836 LFL 40)	Diesel	6871	176	240	10.05-03.22	*	*
15.240 (D 0836 LFL 50)	Diesel	6871	176	240	10.05-03.22	*	*
15.240 (D 0836 LFL 53)	Diesel	6871	176	240	10.05-03.22	*	*
12.280 (D 0836 LFL 51)	Diesel	6871	206	280	10.05-03.22	*	*
12.280 (D 0836 LFL 54)	Diesel	6871	206	280	10.05-03.22	*	*
13.280 (D 0836 LFL 41)	Diesel	6871	206	280	04.06-03.22	*	*
13.280 (D 0836 LFL 51)	Diesel	6871	206	280	04.06-03.22	*	*
13.280 (D 0836 LFL 54)	Diesel	6871	206	280	04.06-03.22	*	*
15.280 (D 0836 LFL 41)	Diesel	6871	206	280	10.05-03.22	*	*
15.280 (D 0836 LFL 51)	Diesel	6871	206	280	10.05-03.22	*	*
15.280 (D 0836 LFL 54)	Diesel	6871	206	280	10.05-03.22	*	*
TGM 05.05-			Camión volquete				
13.240 (D 0836 LFL 40)	Diesel	6871	176	240	04.06-03.22	*	*
13.240 (D 0836 LFL 50)	Diesel	6871	176	240	04.06-03.22	*	*
13.240 (D 0836 LFL 53)	Diesel	6871	176	240	04.06-03.22	*	*
13.280 (D 0836 LFL 41)	Diesel	6871	206	280	04.06-03.22	*	*
13.280 (D 0836 LFL 51)	Diesel	6871	206	280	04.06-03.22	*	*
13.280 (D 0836 LFL 54)	Diesel	6871	206	280	04.06-03.22	*	*
TGM 05.05-			Veh. Municipal				
13.240	Diesel	6871	176	240	10.05-03.22	*	*
13.250 (D 0836 LFL 66)	Diesel	6871	184	250	10.05-03.22	*	*
13.280	Diesel	6871	206	280	10.05-03.22	*	*
13.290 (D 0836 LFL 67)	Diesel	6871	213	290	10.05-03.22	*	*
MERCEDES-BENZ							

LISTA DE APLICACIONES - BUYERS GUIDE

ATEGO 01.98-10.04					Cabeza tractora				
1323 LS (OM 906.910)		Diesel		6374	170	231	01.98-10.04	*	*
1328 LS (OM 906.911)		Diesel		6374	205	279	01.98-10.04	*	*
ATEGO 01.98-10.04					Caja/Chasis				
1014, 1014 L (OM 904.916)		Diesel		4249	100	136	01.98-10.04	*	
1214, 1214 L (OM 904.910)		Diesel		4249	100	136	01.98-10.04	*	*
1214, 1214 L (OM 904.916)		Diesel		4249	100	136	01.98-10.04	*	*
914, 914 L (OM 904.916)		Diesel		4249	100	136	01.98-10.04	*	
1215, 1215 L (OM 904.922)		Diesel		4249	112	152	01.98-10.04	*	*
1017, 1017 L (OM 904.911)		Diesel		4249	125	170	01.98-10.04	*	
1017, 1017 L (OM 904.917)		Diesel		4249	125	170	01.98-10.04	*	
1217, 1217 L (OM 904.911)		Diesel		4249	125	170	01.98-10.04	*	*
1217, 1217 L (OM 904.917)		Diesel		4249	125	170	01.98-10.04	*	*
1317, 1317 L (OM 904.911)		Diesel		4249	125	170	01.98-10.04	*	*
1317, 1317 L (OM 904.917)		Diesel		4249	125	170	01.98-10.04	*	*
1317 A (OM 904.911)		Diesel		4249	125	170	01.98-10.04		*
1317 A (OM 904.917)		Diesel		4249	125	170	01.98-10.04		*
1517, 1517 L (OM 904.911)		Diesel		4249	125	170	01.98-10.04	*	*
1517, 1517 L (OM 904.917)		Diesel		4249	125	170	01.98-10.04	*	*
1517 A (OM 904.911)		Diesel		4249	125	170	01.98-10.04	*	*
1517 A (OM 904.917)		Diesel		4249	125	170	01.98-10.04	*	*
917, 917 L (OM 904.911)		Diesel		4249	125	170	01.98-10.04	*	
917, 917 L (OM 904.917)		Diesel		4249	125	170	01.98-10.04	*	
1023, 1023 L (OM 906.910)		Diesel		6374	170	231	01.98-10.04	*	
1223, 1223 L (OM 906.910)		Diesel		6374	170	231	01.98-10.04	*	*
1223, 1223 L (OM 906.915)		Diesel		6374	170	231	01.98-10.04	*	*
1323, 1323 L (OM 906.910)		Diesel		6374	170	231	01.98-10.04	*	*
1323, 1323 L (OM 906.915)		Diesel		6374	170	231	01.98-10.04	*	*
1523, 1523 L (OM 906.910)		Diesel		6374	170	231	01.98-10.04	*	*
1523, 1523 L (OM 906.915)		Diesel		6374	170	231	01.98-10.04	*	*
1523 A (OM 906.910)		Diesel		6374	170	231	01.98-10.04	*	*
1523 A (OM 906.915)		Diesel		6374	170	231	01.98-10.04	*	*
1923 L (OM 906.910)		Diesel		6374	170	231	04.98-10.04	*	*
1923 L (OM 906.915)		Diesel		6374	170	231	04.98-10.04	*	*
2223 L (OM 906.910)		Diesel		6374	170	231	04.98-10.04	*	*
2223 L (OM 906.915)		Diesel		6374	170	231	04.98-10.04	*	*
923, 923 L (OM 906.910)		Diesel		6374	170	231	01.98-10.04	*	
1228, 1228 L (OM 906.911)		Diesel		6374	205	279	01.98-10.04	*	*
1228, 1228 L (OM 906.916)		Diesel		6374	205	279	01.98-10.04	*	*
1328, 1328 L (OM 906.911)		Diesel		6374	205	279	01.98-10.04	*	*
1328, 1328 L (OM 906.916)		Diesel		6374	205	279	01.98-10.04	*	*
1528, 1528 L (OM 906.911)		Diesel		6374	205	279	01.98-10.04	*	*
1528, 1528 L (OM 906.916)		Diesel		6374	205	279	01.98-10.04	*	*
1928 L (OM 906.911)		Diesel		6374	205	279	04.98-10.04	*	*
1928 L (OM 906.916)		Diesel		6374	205	279	04.98-10.04	*	*
2228 L (OM 906.911)		Diesel		6374	205	279	04.98-10.04	*	*
2228 L (OM 906.916)		Diesel		6374	205	279	04.98-10.04	*	*
ATEGO 01.98-10.04					Camión volquete				
1214 K (OM 904.910)		Diesel		4249	100	136	01.98-10.04	*	
1214 K (OM 904.916)		Diesel		4249	100	136	01.98-10.04	*	

LISTA DE APLICACIONES - BUYERS GUIDE

914K (OM 904.916)	Diesel	4249	100	136	01.98-10.04	*	
1215 K (OM 904.922)	Diesel	4249	112	152	01.98-10.04	*	
1017K (OM 904.911)	Diesel	4249	125	170	01.98-10.04	*	
1017K (OM 904.917)	Diesel	4249	125	170	01.98-10.04	*	
1217K (OM 904.911)	Diesel	4249	125	170	01.98-10.04	*	
1217K (OM 904.917)	Diesel	4249	125	170	01.98-10.04	*	
1317AK (OM 900.913)	Diesel	4249	125	170	01.98-10.04	*	*
1317AK (OM 904.911)	Diesel	4249	125	170	01.98-10.04	*	*
1317AK (OM 904.917)	Diesel	4249	125	170	01.98-10.04	*	*
1317K (OM 904.911)	Diesel	4249	125	170	01.98-10.04	*	
1317K (OM 904.917)	Diesel	4249	125	170	01.98-10.04	*	
1517 AK (OM 904.911)	Diesel	4249	125	170	01.98-10.04	*	*
1517 AK (OM 904.917)	Diesel	4249	125	170	01.98-10.04	*	*
1517 K (OM 904.911)	Diesel	4249	125	170	01.98-10.04	*	
917K (OM 904.911)	Diesel	4249	125	170	01.98-10.04	*	
917K (OM 904.917)	Diesel	4249	125	170	01.98-10.04	*	
1023 K (OM 906.910)	Diesel	6374	170	231	01.98-10.04	*	
1023 K (OM 906.915)	Diesel	6374	170	231	01.98-10.04	*	
1223 K (OM 906.910)	Diesel	6374	170	231	01.98-09.04	*	
1223 K (OM 906.915)	Diesel	6374	170	231	01.98-09.04	*	
1323 AK (OM 906.910)	Diesel	6374	170	231	01.98-09.04	*	*
1323 AK (OM 906.915)	Diesel	6374	170	231	01.98-09.04	*	*
1323 K (OM 906.910)	Diesel	6374	170	231	01.98-09.04	*	
1323 K (OM 906.915)	Diesel	6374	170	231	01.98-09.04	*	
1523 AK (OM 906.910)	Diesel	6374	170	231	01.98-10.04	*	*
1523 AK (OM 906.915)	Diesel	6374	170	231	01.98-10.04	*	*
1523 K (OM 906.910)	Diesel	6374	170	231	01.98-10.04	*	
1523 K (OM 906.915)	Diesel	6374	170	231	01.98-10.04	*	
923 K (OM 906.910)	Diesel	6374	170	231	01.98-10.04	*	
923 K (OM 906.915)	Diesel	6374	170	231	01.98-10.04	*	
1528 AK (OM 906.911)	Diesel	6374	205	279	01.98-09.04	*	*
1528 AK (OM 906.916)	Diesel	6374	205	279	01.98-09.04	*	*
1528 K (OM 906.911)	Diesel	6374	205	279	01.98-09.04	*	
1528 K (OM 906.916)	Diesel	6374	205	279	01.98-09.04	*	
ATEGO 01.98-10.04				Veh. Municipal			
1017 KO, 1018 KO (OM 900.913)	Diesel	4249	125	170	01.98-10.04	*	
1017 KO, 1018 KO (OM 904.911)	Diesel	4249	125	170	01.98-10.04	*	
1017 KO, 1018 KO (OM 904.917)	Diesel	4249	125	170	01.98-10.04	*	
1217KO (OM 904.911)	Diesel	4249	125	170	01.98-10.04	*	*
1317 KO, 1317 LKO, 1318 KO, 1318 LKO (OM 900.913)	Diesel	4249	125	170	01.98-10.04	*	*
1317 KO, 1317 LKO, 1318 KO, 1318 LKO (OM 904.911)	Diesel	4249	125	170	01.98-10.04	*	*
1317 KO, 1317 LKO, 1318 KO, 1318 LKO (OM 904.917)	Diesel	4249	125	170	01.98-10.04	*	*
917KO (OM 904.911)	Diesel	4249	125	170	01.98-10.04	*	
1323 KO, 1323 LKO (OM 906.910)	Diesel	6374	170	231	01.98-10.04	*	*
1323 KO, 1323 LKO (OM 906.915)	Diesel	6374	170	231	01.98-10.04	*	*
1523 KO (OM 906.910)	Diesel	6374	170	231	01.98-10.04	*	*
1225 AF (OM 906.919)	Diesel	6374	180	245	01.98-10.04	*	*
1225 AF (OM 906.939)	Diesel	6374	180	245	01.98-10.04	*	*
1225 F (OM 906.919)	Diesel	6374	180	245	01.98-10.04	*	*
1225 F (OM 906.939)	Diesel	6374	180	245	01.98-10.04	*	*

LISTA DE APLICACIONES - BUYERS GUIDE

1325 F (OM 906.919)	Diesel	6374	180	245	01.98-10.04	*	*
1325 F (OM 906.939)	Diesel	6374	180	245	01.98-10.04	*	*
1525 AF (OM 906.919)	Diesel	6374	180	245	01.98-10.04	*	*
1525 AF (OM 906.939)	Diesel	6374	180	245	01.98-10.04	*	*
1328 AF (OM 906.911)	Diesel	6374	205	279	01.98-10.04	*	*
1328 AF (OM 906.916)	Diesel	6374	205	279	01.98-10.04	*	*
1328 F (OM 906.911)	Diesel	6374	205	279	01.98-10.04	*	*
1328 F (OM 906.916)	Diesel	6374	205	279	01.98-10.04	*	*
1528 AF (OM 906.911)	Diesel	6374	205	279	01.98-10.04	*	*
1528 AF (OM 906.916)	Diesel	6374	205	279	01.98-10.04	*	*
1528 F (OM 906.911)	Diesel	6374	205	279	01.98-10.04	*	*
1528 F (OM 906.916)	Diesel	6374	205	279	01.98-10.04	*	*
ATEGO 2 01.04-				Cabeza tractora			
1322 LS (OM 924.920)	Diesel	4801	160	218	10.04-	*	*
1322 LS (OM 924.922)	Diesel	4801	160	218	10.04-	*	*
1323 LS, 1324 LS (OM 902.916)	Diesel	6374	170	231	10.04-	*	*
1323 LS, 1324 LS (OM 906.910)	Diesel	6374	170	231	10.04-	*	*
1323 LS, 1324 LS (OM 906.915)	Diesel	6374	170	231	10.04-	*	*
1725 S (OM 906.985)	Diesel	6374	180	245	01.07-	*	*
1326 LS (OM 902.917)	Diesel	6374	188	256	10.04-	*	*
1328 LS, 1329 LS (OM 902.918)	Diesel	6374	205	279	10.04-	*	*
1328 LS, 1329 LS (OM 906.911)	Diesel	6374	205	279	10.04-	*	*
1328 LS, 1329 LS (OM 906.916)	Diesel	6374	205	279	10.04-	*	*
1728 S (OM 906.921)	Diesel	6374	205	279	01.07-	*	*
1728 S (OM 906.986)	Diesel	6374	205	279	01.07-	*	*
1728 S (OM 926.941)	Diesel	7201	205	279	01.07-	*	*
ATEGO 2 01.04-				Caja/Chasis			
1315 (OM 904.957)	Diesel	4249	110	150	10.04-	*	*
1315 (OM 904.965)	Diesel	4249	110	150	10.04-	*	*
1315 (OM 904.966)	Diesel	4249	110	150	10.04-	*	*
1315 (OM 904.970)	Diesel	4249	110	150	10.04-	*	*
1015, 1015 L (OM 904.922)	Diesel	4249	112	152	10.04-	*	
1215, 1215 L, 1216, 1216 L (OM 900.912)	Diesel	4249	112	152	10.04-	*	*
1215, 1215 L, 1216, 1216 L (OM 904.922)	Diesel	4249	112	152	10.04-	*	*
915, 915 L, 916, 916 L (OM 900.912)	Diesel	4249	112	152	10.04-	*	
915, 915 L, 916, 916 L (OM 900.918)	Diesel	4249	112	152	10.04-	*	
915, 915 L, 916, 916 L (OM 904.922)	Diesel	4249	112	152	10.04-	*	
1016, 1016 L (OM 900.912)	Diesel	4249	115	156	10.04-	*	
1016, 1016 L (OM 900.918)	Diesel	4249	115	156	10.04-	*	
1018, 1018 L (OM 900.913)	Diesel	4249	130	177	10.04-	*	
1018, 1018 L (OM 900.919)	Diesel	4249	130	177	10.04-	*	
1218, 1218 L (OM 900.913)	Diesel	4249	130	177	10.04-	*	*
1318, 1318 L (OM 900.913)	Diesel	4249	130	177	10.04-	*	*
1318 A (OM 900.913)	Diesel	4249	130	177	10.04-		*
1318 A (OM 904.949)	Diesel	4249	130	177	10.04-		*
1418 (OM 900.913)	Diesel	4249	130	177	10.04-	*	*
1418 (OM 904.967)	Diesel	4249	130	177	10.04-	*	*
1518, 1518 L (OM 900.913)	Diesel	4249	130	177	10.04-	*	*
1518, 1518 L (OM 904.962)	Diesel	4249	130	177	10.04-	*	*
1518, 1518 L (OM 904.967)	Diesel	4249	130	177	10.04-	*	*
1518, 1518 L (OM 904.968)	Diesel	4249	130	177	10.04-	*	*

LISTA DE APLICACIONES - BUYERS GUIDE

1518, 1518 L (OM 904.972)	Diesel	4249	130	177	10.04-	*	*
1518, 1518 L (OM 904.976)	Diesel	4249	130	177	10.04-	*	*
1518 A (OM 900.913)	Diesel	4249	130	177	10.04-	*	*
1618 (OM 900.913)	Diesel	4249	130	177	10.04-	*	*
1718 (OM 900.913)	Diesel	4249	130	177	10.04-	*	*
1718 (OM 904.962)	Diesel	4249	130	177	10.04-	*	*
1718 (OM 904.967)	Diesel	4249	130	177	10.04-	*	*
1718 (OM 904.968)	Diesel	4249	130	177	10.04-	*	*
1718 (OM 904.972)	Diesel	4249	130	177	10.04-	*	*
1718 (OM 904.973)	Diesel	4249	130	177	10.04-	*	*
1718 (OM 904.976)	Diesel	4249	130	177	10.04-	*	*
918, 918 L (OM 900.913)	Diesel	4249	130	177	10.04-	*	
918, 918 L (OM 900.919)	Diesel	4249	130	177	10.04-	*	
1016, 1016 L (OM 924.935)	Diesel	4801	115	156	10.04-	*	
1216, 1216 L (OM 924.935)	Diesel	4801	115	156	10.04-	*	*
916, 916 L (OM 924.935)	Diesel	4801	115	156	10.04-	*	
1419 (OM 924.989)	Diesel	4801	136	185	10.04-	*	*
1719 (OM 924.989)	Diesel	4801	136	185	10.04-	*	*
1022, 1022 L (OM 924.920)	Diesel	4801	160	218	10.04-	*	
1022, 1022 L (OM 924.922)	Diesel	4801	160	218	10.04-	*	
1022, 1022 L (OM 924.930)	Diesel	4801	160	218	10.04-	*	
1222, 1222 L (OM 924.920)	Diesel	4801	160	218	10.04-	*	*
1222, 1222 L (OM 924.922)	Diesel	4801	160	218	10.04-	*	*
1222, 1222 L (OM 924.930)	Diesel	4801	160	218	10.04-	*	*
1322, 1322 L (OM 924.920)	Diesel	4801	160	218	10.04-	*	*
1322, 1322 L (OM 924.922)	Diesel	4801	160	218	10.04-	*	*
1322, 1322 L (OM 924.930)	Diesel	4801	160	218	10.04-	*	*
1322 A (OM 924.922)	Diesel	4801	160	218	10.04-		*
1522, 1522 L (OM 924.920)	Diesel	4801	160	218	10.04-	*	*
1522, 1522 L (OM 924.922)	Diesel	4801	160	218	10.04-	*	*
1522, 1522 L (OM 924.930)	Diesel	4801	160	218	10.04-	*	*
1522 A (OM 924.922)	Diesel	4801	160	218	10.04-	*	*
1622	Diesel	4801	160	218	10.04-	*	*
1722 (OM 924.924)	Diesel	4801	160	218	10.04-	*	*
922, 922 L (OM 924.920)	Diesel	4801	160	218	10.04-	*	
922, 922 L (OM 924.922)	Diesel	4801	160	218	10.04-	*	
922, 922 L (OM 924.930)	Diesel	4801	160	218	10.04-	*	
1023, 1023 L, 1024, 1024 L (OM 902.916)	Diesel	6374	170	231	10.04-	*	
1023, 1023 L, 1024, 1024 L (OM 906.910)	Diesel	6374	170	231	10.04-	*	
1023, 1023 L, 1024, 1024 L (OM 906.915)	Diesel	6374	170	231	10.04-	*	
1223, 1223 L, 1224, 1224 L (OM 902.916)	Diesel	6374	170	231	10.04-	*	*
1223, 1223 L, 1224, 1224 L (OM 906.910)	Diesel	6374	170	231	10.04-	*	*
1223, 1223 L, 1224, 1224 L (OM 906.915)	Diesel	6374	170	231	10.04-	*	*
1323, 1323 L, 1324, 1324 L (OM 902.916)	Diesel	6374	170	231	10.04-	*	*
1323, 1323 L, 1324, 1324 L (OM 906.910)	Diesel	6374	170	231	10.04-	*	*
1323, 1323 L, 1324, 1324 L (OM 906.915)	Diesel	6374	170	231	10.04-	*	*
1323 A, 1324 A (OM 902.916)	Diesel	6374	170	231	10.04-		*
1323 A, 1324 A (OM 906.910)	Diesel	6374	170	231	10.04-		*
1323 A, 1324 A (OM 906.915)	Diesel	6374	170	231	10.04-		*
1523, 1523 L, 1524, 1524 L (OM 902.916)	Diesel	6374	170	231	10.04-	*	*
1523, 1523 L, 1524, 1524 L (OM 906.910)	Diesel	6374	170	231	10.04-	*	*

LISTA DE APLICACIONES - BUYERS GUIDE

1523, 1523 L, 1524, 1524 L (OM 906.915)	Diesel	6374	170	231	10.04-	*	*
1523 A, 1524 A (OM 902.916)	Diesel	6374	170	231	10.04-	*	*
1523 A, 1524 A (OM 906.910)	Diesel	6374	170	231	10.04-	*	*
1523 A, 1524 A (OM 906.915)	Diesel	6374	170	231	10.04-	*	*
923, 923 L, 924, 924 L (OM 902.916)	Diesel	6374	170	231	10.04-	*	
923, 923 L, 924, 924 L (OM 906.910)	Diesel	6374	170	231	10.04-	*	
923, 923 L, 924, 924 L (OM 906.915)	Diesel	6374	170	231	10.04-	*	
1624	Diesel	6374	175	238	10.04-	*	*
1924 L (OM 902.916)	Diesel	6374	175	238	10.04-	*	*
1924 L (OM 902.916)	Diesel	6374	175	238	10.04-	*	*
2224 L (OM 902.916)	Diesel	6374	175	238	10.04-	*	*
2224 L (OM 902.916)	Diesel	6374	175	238	10.04-	*	*
1725 (OM 906.919)	Diesel	6374	180	245	10.04-	*	*
1725 (OM 906.983)	Diesel	6374	180	245	10.04-	*	*
1725 (OM 906.985)	Diesel	6374	180	245	10.04-	*	*
1725 (OM 906.988)	Diesel	6374	180	245	10.04-	*	*
1725 (OM 906.990)	Diesel	6374	180	245	10.04-	*	*
1725 A (OM 906.919)	Diesel	6374	180	245	10.06-	*	*
1725 A (OM 906.983)	Diesel	6374	180	245	10.06-	*	*
1725 A (OM 906.985)	Diesel	6374	180	245	10.06-	*	*
1725 A (OM 906.988)	Diesel	6374	180	245	10.06-	*	*
1725 A (OM 906.990)	Diesel	6374	180	245	10.06-	*	*
1226, 1226 L (OM 902.917)	Diesel	6374	188	256	10.04-	*	*
1326, 1326 L (OM 902.917)	Diesel	6374	188	256	10.04-	*	*
1526, 1526 L (OM 902.917)	Diesel	6374	188	256	10.04-	*	*
1926 L (OM 902.917)	Diesel	6374	188	256	10.04-	*	*
1926 L (OM 902.917)	Diesel	6374	188	256	10.04-	*	*
2226 L (OM 902.917)	Diesel	6374	188	256	10.04-	*	*
1228, 1228 L, 1229, 1229 L (OM 902.918)	Diesel	6374	205	279	10.04-	*	*
1228, 1228 L, 1229, 1229 L (OM 906.911)	Diesel	6374	205	279	10.04-	*	*
1228, 1228 L, 1229, 1229 L (OM 906.916)	Diesel	6374	205	279	10.04-	*	*
1328, 1328 L, 1329, 1329 L (OM 902.918)	Diesel	6374	205	279	10.04-	*	*
1328, 1328 L, 1329, 1329 L (OM 906.911)	Diesel	6374	205	279	10.04-	*	*
1328, 1328 L, 1329, 1329 L (OM 906.916)	Diesel	6374	205	279	10.04-	*	*
1528, 1528 L, 1529, 1529 L (OM 902.918)	Diesel	6374	205	279	10.04-	*	*
1528, 1528 L, 1529, 1529 L (OM 906.911)	Diesel	6374	205	279	10.04-	*	*
1528, 1528 L, 1529, 1529 L (OM 906.916)	Diesel	6374	205	279	10.04-	*	*
1629	Diesel	6374	210	286	10.04-	*	*
1929 L (OM 902.918)	Diesel	6374	210	286	10.04-	*	*
1929 L (OM 902.918)	Diesel	6374	210	286	10.04-	*	*
2229 L (OM 902.918)	Diesel	6374	210	286	10.04-	*	*
1024, 1024 L (OM 925.920)	Diesel	7201	175	238	10.04-	*	
1224, 1224 L (OM 925.920)	Diesel	7201	175	238	10.04-	*	*
1324, 1324 L (OM 925.920)	Diesel	7201	175	238	10.04-	*	*
1524, 1524 L (OM 925.920)	Diesel	7201	175	238	10.04-	*	*
924, 924 L (OM 925.920)	Diesel	7201	175	238	10.04-	*	
1026, 1026 L (OM 925.920)	Diesel	7201	188	256	10.04-	*	
1226, 1226 L (OM 925.920)	Diesel	7201	188	256	10.04-12.14	*	*
1326, 1326 L (OM 925.920)	Diesel	7201	188	256	10.04-	*	*
1526, 1526 L (OM 925.920)	Diesel	7201	188	256	10.04-	*	*
926, 926 L (OM 925.920)	Diesel	7201	188	256	10.04-	*	

LISTA DE APLICACIONES - BUYERS GUIDE

1029, 1029 L (OM 925.920)	Diesel	7201	210	286	10.04-	*	
1229, 1229 L (OM 925.920)	Diesel	7201	210	286	10.04-	*	*
1329, 1329 L (OM 925.920)	Diesel	7201	210	286	10.04-	*	*
1529, 1529 L (OM 925.920)	Diesel	7201	210	286	10.04-	*	*
929, 929 L (OM 925.920)	Diesel	7201	210	286	10.04-	*	
ATEGO 2 01.04-				Camión volquete			
1015 K (OM 904.916)	Diesel	4249	100	136	10.04-	*	
1015 K, 1016 K (OM 900.912)	Diesel	4249	112	152	10.04-	*	
1015 K, 1016 K (OM 900.918)	Diesel	4249	112	152	10.04-	*	
1015 K, 1016 K (OM 904.922)	Diesel	4249	112	152	10.04-	*	
915 K (OM 904.922)	Diesel	4249	112	152	10.04-	*	
1216 K (OM 900.912)	Diesel	4249	115	156	10.04-	*	
916 K (OM 900.912)	Diesel	4249	115	156	10.04-	*	
916 K (OM 900.918)	Diesel	4249	115	156	10.04-	*	
1017 K, 1018 K (OM 900.913)	Diesel	4249	125	170	10.04-	*	
1017 K, 1018 K (OM 900.919)	Diesel	4249	125	170	10.04-	*	
1017 K, 1018 K (OM 904.911)	Diesel	4249	125	170	10.04-	*	
1218 K (OM 900.913)	Diesel	4249	130	177	10.04-	*	*
1318 AK (OM 900.913)	Diesel	4249	130	177	10.04-	*	*
1318 K (OM 900.913)	Diesel	4249	130	177	10.04-	*	
1418 K (OM 904.962)	Diesel	4249	130	177	01.11-	*	*
1418 K (OM 904.967)	Diesel	4249	130	177	01.11-	*	*
1418 K (OM 904.968)	Diesel	4249	130	177	01.11-	*	*
1418 K (OM 904.972)	Diesel	4249	130	177	01.11-	*	*
1418 K (OM 904.973)	Diesel	4249	130	177	01.11-	*	*
1418 K (OM 904.976)	Diesel	4249	130	177	01.11-	*	*
1518 AK (OM 900.913)	Diesel	4249	130	177	10.04-	*	*
1518 K (OM 900.913)	Diesel	4249	130	177	10.04-	*	
1618 K (OM 900.913)	Diesel	4249	130	177	10.04-	*	*
1718 K (OM 904.962)	Diesel	4249	130	177	01.11-	*	*
1718 K (OM 904.967)	Diesel	4249	130	177	01.11-	*	*
1718 K (OM 904.968)	Diesel	4249	130	177	01.11-	*	*
1718 K (OM 904.972)	Diesel	4249	130	177	01.11-	*	*
1718 K (OM 904.973)	Diesel	4249	130	177	01.11-	*	*
1718 K (OM 904.976)	Diesel	4249	130	177	01.11-	*	*
918 K (OM 900.913)	Diesel	4249	130	177	10.04-	*	
918 K (OM 900.919)	Diesel	4249	130	177	10.04-	*	
1022 K (OM 924.920)	Diesel	4801	160	218	10.04-	*	
1022 K (OM 924.922)	Diesel	4801	160	218	10.04-	*	
1222 K (OM 924.920)	Diesel	4801	160	218	10.04-	*	
1222 K (OM 924.922)	Diesel	4801	160	218	10.04-	*	
1322 AK (OM 924.922)	Diesel	4801	160	218	10.04-	*	*
1322 K (OM 924.920)	Diesel	4801	160	218	10.04-	*	
1322 K (OM 924.922)	Diesel	4801	160	218	10.04-	*	
1522 AK (OM 924.922)	Diesel	4801	160	218	10.04-	*	*
1522 K (OM 924.920)	Diesel	4801	160	218	10.04-	*	
1522 K (OM 924.922)	Diesel	4801	160	218	10.04-	*	
1622K	Diesel	4801	160	218	10.04-	*	*
922 K (OM 924.920)	Diesel	4801	160	218	10.04-	*	
922 K (OM 924.922)	Diesel	4801	160	218	10.04-	*	
1324 K (OM 902.916)	Diesel	6374	170	231	10.04-	*	

LISTA DE APLICACIONES - BUYERS GUIDE

1024 K (OM 902.916)	Diesel	6374	175	238	10.04-	*	
1224 K (OM 902.916)	Diesel	6374	175	238	10.04-	*	
1324 AK (OM 902.916)	Diesel	6374	175	238	10.04-	*	*
1523 K, 1524 K (OM 902.916)	Diesel	6374	175	238	10.04-	*	
1524 AK (OM 902.916)	Diesel	6374	175	238	10.04-	*	*
1624 K	Diesel	6374	175	238	10.04-	*	*
924 K (OM 902.916)	Diesel	6374	175	238	10.04-	*	
1526 AK (OM 902.917)	Diesel	6374	188	256	10.04-	*	*
1526 K (OM 902.917)	Diesel	6374	188	256	10.04-	*	
1529 AK (OM 902.918)	Diesel	6374	210	286	10.04-	*	*
1529 K (OM 902.918)	Diesel	6374	210	286	10.04-	*	
ATEGO 2 01.04-				Veh. Municipal			
1022 KO (OM 924.922)	Diesel	4801	160	218	10.04-	*	
1222 F (OM 924.922)	Diesel	4801	160	218	10.04-	*	*
1322 F (OM 924.922)	Diesel	4801	160	218	10.04-	*	*
1322 LKO (OM 924.922)	Diesel	4801	160	218	10.04-	*	*
1522 F (OM 924.922)	Diesel	4801	160	218	10.04-	*	*
1324 LKO (OM 902.916)	Diesel	6374	175	238	10.04-	*	*
1226 F (OM 902.917)	Diesel	6374	188	256	10.04-	*	*
1326 F (OM 902.917)	Diesel	6374	188	256	10.04-	*	*
1329 F (OM 902.918)	Diesel	6374	210	286	10.04-	*	*
1529 F (OM 902.918)	Diesel	6374	210	286	10.04-	*	*
ATEGO 3 04.13-				Cabeza tractora			
1321 LS (OM 934.913)	Diesel	5132	155	211	04.13-	*	*
1323 LS (OM 934.913)	Diesel	5132	170	231	04.13-	*	*
1324 LS	Diesel	7698	175	238	04.13-	*	*
1327 LS	Diesel	7698	200	272	04.13-	*	*
1330 LS	Diesel	7698	220	299	04.13-	*	*
ATEGO 3 04.13-				Caja/Chasis			
1216, 1216 L (OM 934.911)	Diesel	5132	115	156	04.13-	*	*
1218, 1218 L (OM 934.911)	Diesel	5132	130	177	04.13-	*	*
1318, 1318 L (OM 934.911)	Diesel	5132	130	177	04.13-	*	*
1518, 1518 L (OM 934.911)	Diesel	5132	130	177	04.13-	*	*
1221, 1221 L (OM 934.913)	Diesel	5132	155	211	04.13-	*	*
1321, 1321 L (OM 934.913)	Diesel	5132	155	211	04.13-	*	*
1521, 1521 L (OM 934.913)	Diesel	5132	155	211	04.13-	*	*
1023, 1023 L (OM 934.913)	Diesel	5132	170	231	04.13-	*	*
1223, 1223 L (OM 934.913)	Diesel	5132	170	231	04.13-	*	*
1323, 1323 L (OM 934.913)	Diesel	5132	170	231	04.13-	*	*
1523, 1523 L (OM 934.913)	Diesel	5132	170	231	04.13-	*	*
1024, 1024 L	Diesel	7698	175	238	04.13-	*	*
1224, 1224 L	Diesel	7698	175	238	04.13-	*	*
1324, 1324 L	Diesel	7698	175	238	04.13-	*	*
1524, 1524 L	Diesel	7698	175	238	04.13-	*	*
1227, 1227 L	Diesel	7698	200	272	04.13-	*	*
1327, 1327 L	Diesel	7698	200	272	04.13-	*	*
1527, 1527 L	Diesel	7698	200	272	04.13-	*	*
1230, 1230 L	Diesel	7698	220	299	04.13-	*	*
1230, 1230 L	Diesel	7698	220	299	04.13-	*	*
1330, 1330 L	Diesel	7698	220	299	04.13-	*	*

LISTA DE APLICACIONES - BUYERS GUIDE

ATEGO 3 04.13-					Camión volquete				
1216 K (OM 934.911)		Diesel		5132	115	156	04.13-	*	*
1218 K (OM 934.911)		Diesel		5132	130	177	04.13-	*	*
1318 K (OM 934.911)		Diesel		5132	130	177	04.13-	*	*
1518 K (OM 934.911)		Diesel		5132	130	177	04.13-	*	*
1221 K (OM 934.913)		Diesel		5132	155	211	04.13-	*	*
1321 K (OM 934.913)		Diesel		5132	155	211	04.13-	*	*
1521 K (OM 934.913)		Diesel		5132	155	211	04.13-	*	*
1223 K (OM 934.913)		Diesel		5132	170	231	04.13-	*	*
1323 K (OM 934.913)		Diesel		5132	170	231	04.13-	*	*
1523 K (OM 934.913)		Diesel		5132	170	231	04.13-	*	*
1224 K		Diesel		7698	175	238	04.13-	*	*
1324 K		Diesel		7698	175	238	04.13-	*	*
1524 K		Diesel		7698	175	238	04.13-	*	*
1227 K		Diesel		7698	200	272	04.13-	*	*
1327 K		Diesel		7698	200	272	04.13-	*	*
1527 K		Diesel		7698	200	272	04.13-	*	*
1230 K		Diesel		7698	220	299	04.13-	*	*
1330 K		Diesel		7698	220	299	04.13-	*	*
ATEGO 3 04.13-					Veh. Municipal				
1318 LKO (OM 934.911)		Diesel		5132	130	177	04.13-	*	*
1321 LKO (OM 934.913)		Diesel		5132	155	211	04.13-	*	*
1223 F (OM 934.913)		Diesel		5132	170	231	04.13-	*	*
1323 F (OM 934.913)		Diesel		5132	170	231	04.13-	*	*
1323 LKO (OM 934.913)		Diesel		5132	170	231	04.13-	*	*
1324 LKO		Diesel		7698	175	238	04.13-	*	*
1227 F		Diesel		7698	200	272	04.13-	*	*
1327 F		Diesel		7698	200	272	04.13-	*	*
1527 F		Diesel		7698	200	272	04.13-	*	*
1230 F		Diesel		7698	220	299	04.13-	*	*
1330 F		Diesel		7698	220	299	04.13-	*	*
DCA					Grupo muelle neumático				
DCA							01.53-	*	
DLS					Grupo muelle neumático				
DLS 10Loch							01.53-	*	
DLS 8 Loch							01.53-	*	
O 510 TOURINO (O 510) 10.03-					Bus				
TOURINO (OM 906.962)		Diesel		6374	180	245	10.03-	*	*
TOURINO (OM 906.961)		Diesel		6374	205	279	10.03-	*	*
TOURINO (OM 926.939)		Diesel		7201	210	286	10.03-	*	*
T2/L 01.59-12.95					Caja/Chasis				
LA 911 (OM 352.908)		Diesel		5675	96	131	01.72-12.95	*	*
TE					Eje remolque				
TE3/1C6-9							01.53-	*	
TE4/2C6-9							01.53-	*	
TE4/3C6-9							01.53-	*	
TE4/5C6-9							01.53-	*	
TE4/6C6-9							01.53-	*	
TE4/8C6-9							01.53-	*	

LISTA DE APLICACIONES - BUYERS GUIDE

TL					Eje remolque			
TL4/1C6-9						01.53-	*	
TZ					Eje remolque			
TZ3/1C 6-10,0						01.53-	*	
TZ3/2C6-10,5						01.53-		
TZ4/8C 6-9						01.53-		
OPTARE								
SOLERA 01.02-					Bus			
SR, Corta		Diesel				01.02-	* *	
SAF								
SK 02.98-					Eje remolque			
SKRZ 11019 K						02.98-	*	
SKRZ 9019 K						02.98-		
SKRB					Eje remolque			
SKRB 9019 K						01.53-	*	
SKRB 9019 KI (SN6) Integral						01.53-		
SKRB 9019 W						01.53-		
SKRB 9019 WI Integral						01.53-		
SKRB 9022 H						01.53-		
TRENKAMP&GEHLE GMBH (GIGANT)								
Protec					Eje remolque			
DH6 10008 3745						01.01-	*	
DKH1 09010 3745						07.00-		
DNH6 10008 3745						01.00-		
DNKH1 09010 3745						06.01-		
DOKH1 09010 3745						01.53-		
DZ6 10008 3745						01.53-		