

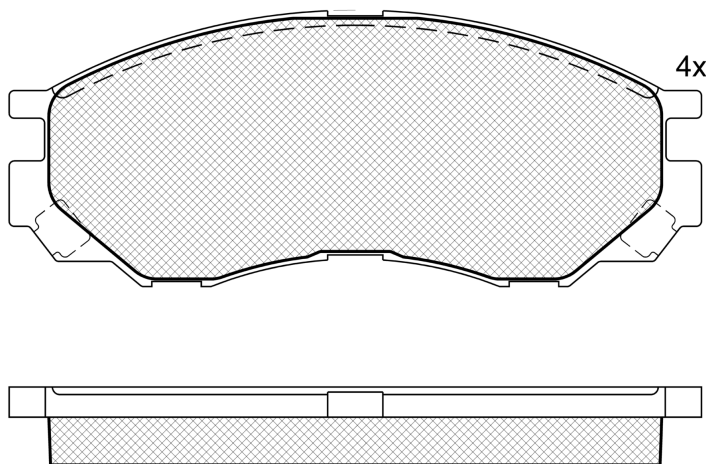
LISTA DE APLICACIONES - BUYERS GUIDE

**RB1234**



Qty: 300 Weight: 1.580

O.E.M.	MAKE
MN 102 609	MITSUBISHI
MN 102 616	MITSUBISHI
MR 205 256	MITSUBISHI
MR 205 257	MITSUBISHI
MR 389 547	MITSUBISHI
MR 389 550	MITSUBISHI
MR 510 680	MITSUBISHI
MR 895 250	MITSUBISHI
X3 511 009	MITSUBISHI



2x  
  
 1-610400 E



**RB1234**

E 9 90R-01111/344  
 Akebono

137.6x55.1x15.5

**WVA**  
 23290  
 Sin Filas



Trac.	CC	Kw	CV		 Front / Rear
-------	----	----	----	---	--

**CHENGLONG**

FUTURE 03.01-				MPV (Large MPV-M1 Segment)				
1.8	Gasolina	FWD	1796	118	160	12.07-	*	
1.8	Gasolina	FWD	1834	103	140	12.07-	*	
1.9	Gasolina	FWD	1850	82	110	01.02-	*	

**FENGXING**

FUTURE 03.01-				MPV (Large MPV-M1 Segment)				
2.0	Gasolina	FWD	1993	82	112	07.04-	*	
2.0	Gasolina	FWD	1997	93	126	03.01-	*	
2.4	Gasolina	FWD	2350	97	132	03.01-	*	

**MITSUBISHI**

DELICA / SPACE GEAR 01.94-01.07				Bus (Minibus-M2-Segment)				
2.0 (PA3V) (4G63 (SOHC 16V))	Gasolina	RWD	1997	83	113	09.95-10.02	*	
2.4 (PA4W, PB4W, PC4W) (4G64 (16V))	Gasolina	RWD	2351	97	132	09.94-05.04	*	
3.0 (PB6W) (6G72 (SOHC 24V))	Gasolina	RWD	2972	136	185	06.03-07.06	*	
2.5 (4D56-TD)	Diesel	RWD	2477	73	99	05.95-05.00	*	

L 300 III / L300 EXPRESS / DELICA (P0_V, P1_V, P2_V) 11.86-12.13				[CAMBIADO]:Furgón (LCVs-N1 Segment)				
2.0 (P23W, P23V) (4G63 (SOHC 16V))	Gasolina	RWD	1997	82	111	06.94-05.02	*	
2.4	Gasolina	FWD	2351	94	128	09.97-05.03	*	
3.0	Gasolina	FWD	2972	136	185	06.94-05.03	*	
3.0	Gasolina	FWD	2972	136	185	10.00-05.03	*	
3.0	Gasolina	FWD	2979	85	116	09.95-10.98	*	
2.8 D	Diesel	RWD	2835	69	94	09.95-10.98	*	

# LISTA DE APLICACIONES - BUYERS GUIDE

2.8 TDIC (P09V)		Diesel	RWD	2835	103	140	06.94-12.97	*	
<b>L 300 III / L300 STARWAGON / DELICA (P0_W, P1_W, P2_W, P3_W) 08.86-12.13</b>					<b>Bus (Minibus-M2-Segment)</b>				
2.0 GLS (P03W, P13W) (4G63 (SOHC 16V))		Gasolina	RWD	1997	78	106	06.94-05.96	*	
2.0 (P03W, P13W)		Gasolina	FWD	1997	82	112	06.94-05.03	*	
2.4		Gasolina	FWD	2351	82	112	08.88-08.97	*	
2.4 GLX		Gasolina	FWD	2351	82	112	11.86-08.97	*	
2.4		Gasolina	FWD	2351	94	128	09.97-05.03	*	
3.0		Gasolina	FWD	2972	136	185	10.00-05.03	*	
3.0		Gasolina	FWD	2972	136	185	06.94-05.03	*	
2.5 TD (P05W) (4D56-T)		Diesel	RWD	2477	64	87	02.87-05.03	*	
<b>L 300 IV (P1_T) 04.94-04.00</b>					<b>Caja/Chasis (LCVs-N1 Segment)</b>				
2.0		Gasolina	FWD	1997	83	113	06.94-04.00	*	
2.0 (P13T) (4G63 (SOHC 16V))		Gasolina	RWD	1997	85	116	07.94-04.00	*	
2.5 TD (P15T) (4D56-T)		Diesel	RWD	2477	64	87	11.94-04.00	*	
<b>L200 III / COLT-RODEO / STRADA / TRITON (K6_T, K7_T) 01.96-12.06</b>					<b>Caja/Chasis (LCVs-N1 Segment)</b>				
2.4 i (K65T)		Gasolina	RWD	2351	97	132	10.96-12.06	*	
3.0 (K66T)		Gasolina	RWD	2972	133	181	08.00-12.06	*	
3.0 4WD (K76T)		Gasolina	4WD	2972	133	181	10.96-12.06	*	
2.8 D (K67T)		Diesel	RWD	2835	71	97	10.96-09.00	*	
2.8 D 4WD (K77T)		Diesel	4WD	2835	71	97	10.96-03.03	*	
2.8 TD 4WD (K77T)		Diesel	4WD	2835	92	125	04.03-12.06	*	
<b>L200 III / COLT-RODEO / STRADA / TRITON (K7_T, K6_T, K5_T) 01.96-12.11</b>					<b>Pick-up (Pick-Up Truck)</b>				
2.0 (K62T) (4G63 (SOHC 16V))		Gasolina	RWD	1997	90	122	06.96-12.07	*	
2.4 4WD (K75T) (4G64 (16V))		Gasolina	4WD	2351	97	132	06.96-12.07	*	
2.4 i		Gasolina	RWD	2351	97	132	10.96-12.06	*	
3.0 4WD (K76T) (6G72 (SOHC 24V))		Gasolina	4WD	2972	108	147	08.01-11.05	*	
3.0		Gasolina	FWD	2972	133	181	08.00-10.06	*	
3.0 4WD		Gasolina	4WD	2972	133	181	10.96-10.06	*	
2.5 D (K64T) (4D56 (8V))		Diesel	RWD	2477	55	75	06.96-12.07	*	
2.5 D 4WD		Diesel	4WD	2477	55	75	01.96-12.05	*	
2.5 TD (K64T) (4D56-T)		Diesel	RWD	2477	66	90	08.01-11.05	*	
2.5 TD		Diesel	RWD	2477	73	99	07.97-01.01	*	
2.5 TD 4WD (K74T) (4D56-TD)		Diesel	4WD	2477	73	99	06.96-12.07	*	
2.5 TD 4WD (K74T) (4D56-T)		Diesel	4WD	2477	85	115	09.01-12.07	*	
2.5 TD 4WD (K74T) (4D56-T)		Diesel	4WD	2477	98	133	08.01-12.07	*	
2.8 D (K67T)		Diesel	RWD	2835	70	95	10.96-07.03	*	
2.8 D 4WD (K77T)		Diesel	4WD	2835	71	97	10.96-03.03	*	
2.8 TD (K67T)		Diesel	RWD	2835	92	125	04.03-06.06	*	
2.8 TD 4WD (K77T) (4M40-T)		Diesel	4WD	2835	92	125	04.03-06.06	*	
<b>L400 (PD_W, PC_W, PB_V, PA_W, PA_V) 12.94-04.07</b>					<b>[CAMBIADO]:Furgón (LCVs-N1 Segment)</b>				
1.6		Gasolina	FWD	1597	51	69	06.96-10.02	*	
2.0 (PA3W) (4G63 (SOHC 16V))		Gasolina	RWD	1997	83	113	12.94-10.02	*	
2.0 (4G63 (SOHC 16V))		Gasolina	RWD	1997	85	116	06.96-03.01	*	
2.4 (PA4W) (4G64 (16V))		Gasolina	RWD	2351	97	132	06.96-02.06	*	
2500 TD (PD5W, PD5V, PA5W, PA5V) (4D56-T)		Diesel	RWD	2477	64	87	09.96-06.05	*	
<b>L400 / SPACE GEAR (PD_W, PC_W, PA_V, PB_V, PA_W) 06.94-04.07</b>					<b>Bus (Minibus-M2-Segment)</b>				
2.0 (PA3W) (4G63 (SOHC 16V))		Gasolina	RWD	1997	83	113	09.95-10.02	*	
2.0 16V (PA3V/W, PB3V, PA3W) (4G63 (SOHC 16V))		Gasolina	RWD	1997	85	115	05.95-05.00	*	
2.4 (PA4W) (4G64 (16V))		Gasolina	RWD	2351	94	128	09.96-06.05	*	

## LISTA DE APLICACIONES - BUYERS GUIDE

2500 TD (PA5W) (4D56-T)	Diesel	RWD	2477	64	87	05.95-06.05	*
2.5 TD (PA5V/W, PB5V) (4D56-TD)	Diesel	RWD	2477	73	99	05.95-05.00	*
<b>STARWAGON IV (SJ) 06.94-06.01</b>				<b>MPV (Large MPV-M1 Segment)</b>			
2.0 GL	Gasolina	FWD	1995			06.94-	*
2.4 GLX	Gasolina	FWD	2395			06.94-	*
3.0 GLS	Gasolina	FWD	2995			06.94-	*