


# LISTA DE APLICACIONES - BUYERS GUIDE

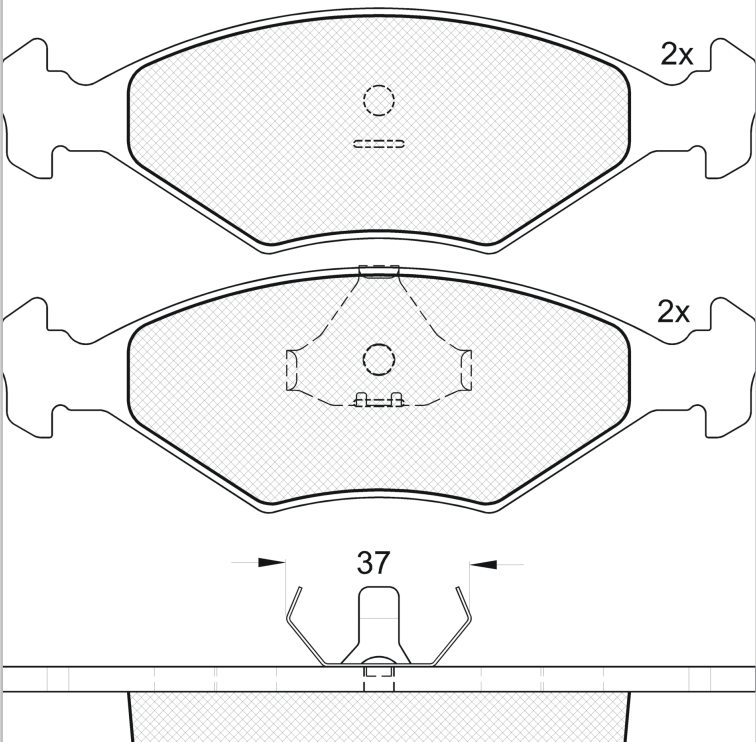
## RB1215




8 424073 127754

Qty: 300      Weight: 1.185

O.E.M.	MAKE
305 698 151-5	VW
374 698 151	VW
374 698 151 A	VW
5W0 698 151	VW



## RB1215



Ate - Teves

151.4x49.3x15.5



**WVA**

21193

21962

Sin Filas



Trac.	CC	Kw	CV	
				 
				Front / Rear

FORD									
<b>GALAXIE (BRASIL) 01.67-</b>						<b>Sedán (Luxury car-F Segment)</b>			
All models		Gasolina	FWD				01.67-		*
<b>ROYALE (BRASIL) 01.92-</b>						<b>Sedán (Compact car-C Segment)</b>			
All models		Gasolina	FWD				01.92-		*
FORD USA									
<b>VERSAILLES (U.S.A.) 03.91-10.96</b>						<b>Sedán (Large family car-D Segment)</b>			
1.8 GL, GLS		Gasolina	FWD	1795			03.91-		*
VW									
<b>FOX (U.S.A.) 09.86-12.93</b>						<b>Sedán (City car-A Segment)</b>			
1.8		Gasolina	FWD	1795			09.86-		*
1.8		Gasolina	FWD	1795			09.86-		*
<b>FOX Variant (U.S.A.) 09.86-12.90</b>						<b>[CAMBIADO]:Break (City car-A Segment)</b>			
1.8		Gasolina	FWD	1795			09.86-		*
<b>GOL II 06.94-06.05</b>						<b>[CAMBIADO]:Fastback (Supermini car-B Segment)</b>			
1.6 (BW1, BX1) (BWX)		Gasolina	FWD	1595	73	99	12.99-06.10		*
<b>PARATI III Variant / GOL COUNTRY III (5X5) 05.99-</b>						<b>[CAMBIADO]:Break (Large family car-D Segment)</b>			
1.9 SDI		Diesel	RWD	1896	47	64	08.02-		*
<b>PARATI Variant / GOL COUNTRY I 05.82-12.95</b>						<b>[CAMBIADO]:Break (Large family car-D Segment)</b>			
1.6		Gasolina	FWD	1555	56	76	08.87-07.94		*
1.6		Gasolina	FWD	1588	53	72	12.82-12.95		*

# LISTA DE APLICACIONES - BUYERS GUIDE

1.8 (RM)		Gasolina	FWD	1781	64	87	08.91-07.94	*
1.6 Hybrid		Gasol./el éc.	FWD	1555	57	78	08.87-07.92	*
1.6 Hybrid		Gasol./el éc.	FWD	1588	60	82	10.82-12.95	*
1.8 Hybrid		Gasol./el éc.	FWD	1781	70	95	08.87-07.94	*
<b>QUANTUM III 01.88-</b>					<b>Sedán (Large family car-D Segment)</b>			
1.8		Gasolina	FWD	1795			01.88-	*
2.0		Gasolina	FWD	1995			01.88-	*
<b>SANTANA II 02.84-08.94</b>					<b>Sedán (Large family car-D Segment)</b>			
1.8		Gasolina	FWD	1781	66	90	08.84-07.94	*
1.8 GL		Gasolina	FWD	1781	68	92	05.91-07.94	*
1.8 GL		Gasolina	FWD	1781	72	98	08.84-07.94	*
<b>SANTANA II Variant 04.85-02.88</b>					<b>[CAMBIADO]:Break (Large family car-D Segment)</b>			
1.8		Gasolina	FWD	1781	66	90	04.85-02.88	*
1.8		Gasolina	FWD	1781	66	90	03.88-04.91	*
1.8		Gasolina	FWD	1781	68	92	05.91-07.94	*
1.8		Gasolina	FWD	1781	71	97	03.88-07.94	*
1.8 GL		Gasolina	FWD	1795	66	90	03.88-	*
<b>SAVEIRO V (5U8, 5U9) 09.09-</b>					<b>Pick-up (Pick-Up Truck)</b>			
1.6		Gasolina	FWD				09.10-	*
1.6		Gasolina	FWD	1598	74	101	09.09-	*
1.6 TotalFlex		Gasolina	FWD	1598	74	101	09.09-	*
1.6 Flex		Gasolina	FWD	1598	77	105	09.09-	*
1.6		Gasolina	FWD	1598	82	112	09.15-	*
<b>VOYAGE 08.88-09.94</b>					<b>Sedán (Supermini car-B Segment)</b>			
1.6		Gasolina	FWD	1555	56	76	08.88-09.94	*
1.8		Gasolina	FWD	1781	73	99	09.88-09.94	*
2.0		Gasolina	FWD	1984	92	125	09.88-09.94	*
1.6 Hybrid		Gasol./el éc.	FWD	1555	57	78	08.88-09.94	*
1.8 Hybrid		Gasol./el éc.	FWD	1781	73	99	09.88-09.94	*
2.0 Hybrid		Gasol./el éc.	FWD	1984	88	120	09.88-09.94	*
<b>VOYAGE / GACEL 06.81-12.95</b>					<b>Sedán (Supermini car-B Segment)</b>			
1.6		Gasolina	FWD	1555	56	76	08.85-09.88	*
1.8		Gasolina	FWD	1781	64	87	05.84-09.88	*
1.6 Hybrid		Gasol./el éc.	FWD	1555	57	78	08.85-09.88	*