


LISTA DE APLICACIONES - BUYERS GUIDE

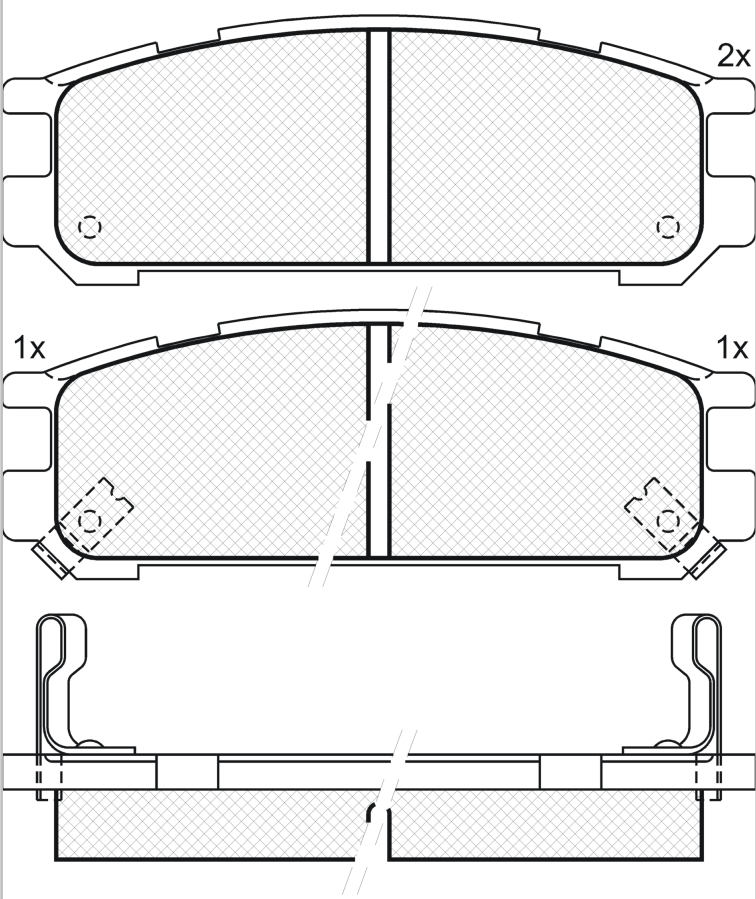
RB1000



8 424073 125149


Qty: 944 Weight: 804

O.E.M.	MAKE
26296-AA030	SUBARU
26296-AA060	SUBARU
26296-AA061	SUBARU
26296-AA062	SUBARU
26296-AA080	SUBARU
26296-AA081	SUBARU
26296-AA082	SUBARU
26296-AA130	SUBARU
26296-AA131	SUBARU
26296-PA060	SUBARU
29296-AA061	SUBARU
29296-AA080	SUBARU
29296-PA060	SUBARU



RB1000

E 90R-01110/094

 Sumitomo

107.8x38.5x15

WVA	FMSI
21703	D471-7351
21704	
21705	

Sin Filas



Trac.	CC	Kw	CV		
					Front / Rear

ISUZU

ASKA 04.83-06.89

1.8	Gasolina	FWD	1817	77	105	04.83-06.89	*
2.0 ZL	Gasolina	FWD	1994	110	150	04.83-06.89	*

ASKA II 07.89-09.95

2.0 ZT	Gasolina	FWD	1994	162	220	07.89-09.95	*
2.2	Gasolina	FWD	2189	90	122	07.89-09.95	*

SUBARU

IMPREZA (GF) 08.92-12.00

1.6 (GF3) (EJ161)	Gasolina	FWD	1597	66	90	01.93-08.98	*
1.6 (GF3) (EJ16E)	Gasolina	FWD	1597	66	90	01.93-08.98	*
1.6 i AWD (GF4) (EJ16)	Gasolina	4WD	1597	66	90	08.92-12.00	*
1.8 i (GF5) (EJ18E)	Gasolina	FWD	1820	76	103	11.95-06.96	*
1.8 i AWD (GF6) (EJ18)	Gasolina	4WD	1820	76	103	08.92-12.00	*
2.0 i Turbo AWD (GF8) (EJ20 (TURBO))	Gasolina	4WD	1994	155	211	03.94-12.00	*

IMPREZA (GFC) 01.93-12.00

1.6 (GC4) (EJ161)	Gasolina	FWD	1597	66	90	12.96-12.00	*
1.6 (GC4) (EJ16E)	Gasolina	FWD	1597	66	90	12.96-12.00	*
1.6 AWD (GC4) (EJ161)	Gasolina	4WD	1597	66	90	12.96-12.00	*
1.8 (EJ18)	Gasolina	FWD	1820	76	103	01.93-10.95	*
2.0 Turbo AWD (GC8) (EJ20G)	Gasolina	4WD	1994	155	211	12.96-12.00	*

IMPREZA (GC) 08.92-09.01

1.6 i (GC3) (EJ16)	Gasolina	FWD	1597	66	90	08.92-12.00	*
--------------------	----------	-----	------	----	----	-------------	---

LISTA DE APLICACIONES - BUYERS GUIDE

1.6 i AWD (GC4) (EJ16)		Gasolina	4WD	1597	66	90	08.92-12.00	*
1.8 i (GC5) (EJ18E)		Gasolina	FWD	1820	76	103	11.95-06.96	*
1.8 i AWD (GC6) (EJ18)		Gasolina	4WD	1820	76	103	08.92-12.00	*
1.8 i AWD (GC6) (EJ18E)		Gasolina	4WD	1820	76	103	08.92-12.00	*
2.0 Turbo GT AWD (GC8) (EJ20 (TURBO))		Gasolina	4WD	1994	155	211	03.94-12.00	*
LEGACY II / LIBERTY (BG) 02.94-12.99					[CAMBIADO]:Break (Executive car-E Segment)			
1.8 ABS		Gasolina	FWD	1795	76	103	02.94-	*
1.8 ABS		Gasolina	FWD	1795	76	103	02.94-	*
2.0 i (BG4) (EJ20 EMPI)		Gasolina	FWD	1994	85	116	09.94-11.98	*
2.0 i 4WD (BG5) (EJ201)		Gasolina	4WD	1994	85	116	09.94-11.98	*
2.0 i 4WD (BG5) (EJ20E)		Gasolina	4WD	1994	85	116	09.94-11.98	*
2.2 i 4WD (BG7) (EJ22 EMPI)		Gasolina	4WD	2212	94	128	02.94-12.98	*
2.2 i 4WD (BG7) (EJ22 EMPI)		Gasolina	4WD	2212	96	131	06.96-11.98	*
2.5 i 4WD (BG9) (EJ25D)		Gasolina	4WD	2457	110	150	06.96-11.98	*
LEGACY II / LIBERTY (BD) 01.94-10.99					Sedán (Executive car-E Segment)			
1.8 4WD (EJ18E)		Gasolina	4WD	1820	76	103	05.96-09.98	*
2.0 i (BD4) (EJ20E)		Gasolina	FWD	1994	85	116	09.94-03.99	*
2.0 i 4WD (BD5) (EJ201)		Gasolina	4WD	1994	85	116	09.94-03.99	*
2.0 i 4WD (BD5) (EJ20E)		Gasolina	4WD	1994	85	116	09.94-03.99	*
2.2 i 4WD (BD7) (EJ22 EMPI)		Gasolina	4WD	2212	94	128	09.94-03.99	*
2.2 i 4WD (BD7) (EJ22 EMPI)		Gasolina	4WD	2212	96	131	06.96-03.99	*
2.5 i 4WD (BD9) (EJ25D)		Gasolina	4WD	2457	110	150	06.96-03.99	*
LEGACY II OUTBACK / LIBERTY OUTBACK (BG) 01.96-12.99					[CAMBIADO]:Break (Executive car-E Segment)			
2.5 (BG9) (EJ25D)		Gasolina	4WD	2457	110	150	01.96-12.99	*
LEGACY III / LIBERTY (BH) 10.98-08.03					[CAMBIADO]:Break (Executive car-E Segment)			
2.0 AWD (BH5) (EJ201)		Gasolina	4WD	1994	92	125	12.98-08.03	*
2.5 AWD (BH9) (EJ25)		Gasolina	4WD	2457	115	156	12.98-08.03	*
LEGACY III / LIBERTY (BE) 10.98-08.03					Sedán (Executive car-E Segment)			
2.0 AWD (BE5) (EJ201)		Gasolina	4WD	1994	92	125	04.99-08.03	*
2.5 AWD (BE9) (EJ25)		Gasolina	4WD	2457	115	156	10.98-08.03	*
LEGACY / LIBERTY (BC, BF, BJ) 01.89-08.94					[CAMBIADO]:Break (Executive car-E Segment)			
LX, GX		Gasolina	FWD				01.89-	*
1800 (BF2) (EJ18 SPI)		Gasolina	FWD	1820	76	103	01.89-07.94	*
1800 4WD (BF3) (EJ18 SPI)		Gasolina	4WD	1820	76	103	01.89-07.94	*
2000 (BF5) (EJ20 EMPI)		Gasolina	FWD	1994	85	116	09.91-12.93	*
2000 4WD (BF5) (EJ20 EMPI)		Gasolina	4WD	1994	85	116	09.91-07.94	*
2000 Turbo Super 4WD (BF5) (EJ20-GN)		Gasolina	4WD	1994	147	200	05.92-07.94	*
2.2 GX		Gasolina	FWD	2195			01.89-	*
2.2 (BF7) (EJ22)		Gasolina	FWD	2212	100	136	05.89-10.91	*
2200 Super 4WD (BF7) (EJ22 EMPI)		Gasolina	4WD	2212	100	136	01.89-07.94	*
LEGACY / LIBERTY (BC) 01.89-12.95					Sedán (Executive car-E Segment)			
1800 (BC2) (EJ18 SPI)		Gasolina	FWD	1820	76	103	01.89-12.93	*
1800 4WD (BC3) (EJ18 SPI)		Gasolina	4WD	1820	76	103	01.89-09.91	*
2.0 (BC4) (EJ20E)		Gasolina	FWD	1994	85	116	08.91-12.93	*
2000 4WD (BC5) (EJ20 EMPI)		Gasolina	4WD	1994	85	116	08.91-07.94	*
2.0 GL (EJ20E)		Gasolina	FWD	1994	103	140	08.91-12.93	*
2000 Turbo 4WD (BC5) (EJ20-GN)		Gasolina	4WD	1994	147	200	05.92-07.94	*
2200 4WD (BC7) (EJ22 EMPI)		Gasolina	4WD	2212	100	136	01.89-07.94	*

LISTA DE APLICACIONES - BUYERS GUIDE

OUTBACK / LIBERTY OUTBACK (BE, BH) 10.98-08.03					[CAMBIADO]:Break (Executive car-E Segment)			
2.5		Gasolina	FWD	2495			10.98-	*
3.0		Gasolina	FWD	2995			10.98-	*
SVX (CX) 09.92-12.97					Coupé (Sports car-S Segment)			
3.3 i 24V 4WD (CXW) (EG33 DOHC)		Gasolina	4WD	3319	162	220	09.94-12.97	*
3.3 i 24V 4WD (CXW) (EG33 DOHC)		Gasolina	4WD	3319	169	230	09.92-09.94	*
3.3 AWD (EG33 DOHC)		Gasolina	4WD	3319	171	233	09.93-12.95	*
3.3		Gasolina	FWD	3319	184	250	02.94-12.97	*