


# LISTA DE APLICACIONES - BUYERS GUIDE

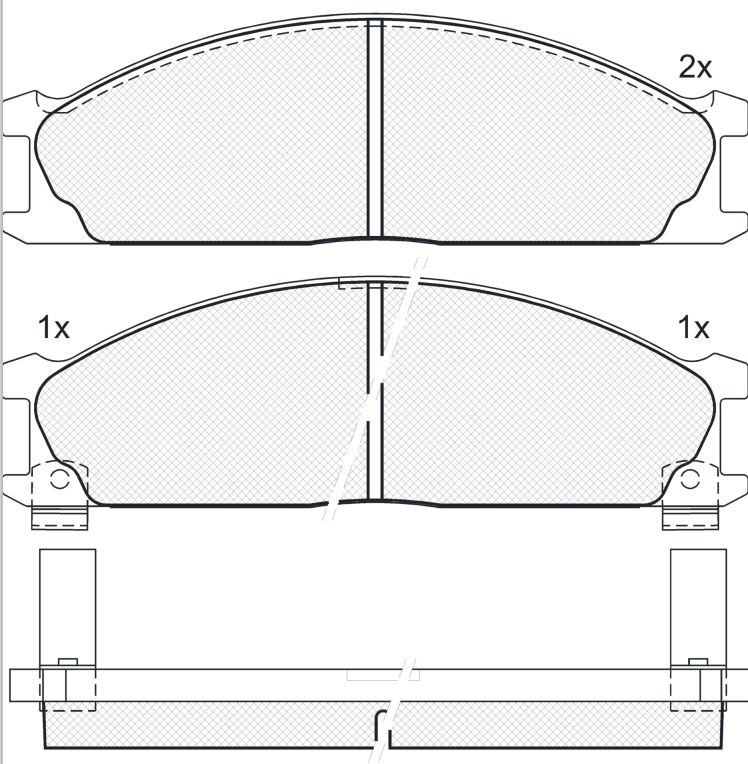
## RB0885



8 424073 123916


Qty: 639      Weight: 1.913

O.E.M.	MAKE
41060-05N90	NISSAN
41060-05N93	NISSAN
41060-09G90	NISSAN
41060-0H590	NISSAN
41060-23C90	NISSAN
41060-25N25	NISSAN
41060-27N91	NISSAN
41060-2S790	NISSAN
41060-2S791	NISSAN
41060-32G90	NISSAN
41060-32G91	NISSAN
41060-32G92	NISSAN
41060-32G94	NISSAN
41060-3S590	NISSAN
41060-57G90	NISSAN
41060-V7090	NISSAN
41060-V7091	NISSAN
41060-V7093	NISSAN
41060-VJ490	NISSAN
421060-2S791	NISSAN
D1060-2S700	NISSAN
D1060-2S790	NISSAN
D1060-V7091	NISSAN
D1060-VL32A	NISSAN
D1060-VL33A	NISSAN



## RB0885

**E 9 90R-01109/044**



Akebono

160.9x49.3x17

WVA	FMSI
21347	D333-7228
21348	
21349	

Sin Filas



Trac.	CC	Kw	CV		
					
				Front / Rear	

## CHRYSLER

VALIANT IV (CM) 01.79-12.80						[CAMBIADO]:Furgón (LCVs-N1 Segment)		
4.3	Gasolina	FWD	4342	120	163	01.79-12.80	*	

## NISSAN

GLORIA VIII (Y31) 09.87-08.04						Sedán (Luxury car-F Segment)		
2.0 Hardtop	Gasolina	RWD	1998	92	125	09.87-05.91	*	
3.0 Hardtop	Gasolina	FWD	2960	118	160	09.87-05.91	*	

NAVARA / D 21 / FRONTIER / HARDBODY (D21) 09.85-03.08						Pick-up (Pick-Up Truck)		
2.5 D	Diesel	RWD	2494	59	80	01.86-03.08	*	

NAVARA I (D22) 03.97-						Caja/Chasis (LCVs-N1 Segment)		
2.4 i	Gasolina	RWD	2389	93	126	03.97-08.99	*	
2.4 i 4WD	Gasolina	4WD	2389	93	126	03.97-08.99	*	
2.4	Gasolina	RWD	2389	110	150	08.99-12.05	*	
2.4 4WD	Gasolina	4WD	2389	110	150	08.99-12.05	*	
3.0	Gasolina	RWD	2960	120	163	06.00-04.04	*	
2.5 DI (YD25DDTI)	Diesel	RWD	2488	98	133	02.02-	*	
2.5 DI (YD25ETI)	Diesel	RWD	2488	98	133	02.02-	*	
2.5 Di 4WD (YD25DDTI)	Diesel	4WD	2488	98	133	02.02-	*	
2.7 TD	Diesel	RWD	2664	73	99	03.97-12.01	*	
3.0 TD	Diesel	RWD	2953	110	150	12.01-01.08	*	
3.2 D	Diesel	RWD	3153	76	103	04.98-12.01	*	

NAVARA I / BIG M / FRONTIER / HARDBODY (D22) 01.97-						Pick-up (Pick-Up Truck)		
2.0	Gasolina	RWD	1998	78	106	01.97-12.09	*	

# LISTA DE APLICACIONES - BUYERS GUIDE

2.0 (SR20DE)		Gasolina	RWD	1998	92	125	01.97-12.09	*
2.4 (Z24S)		Gasolina	RWD	2389	79	107	01.97-05.03	*
2.4 4x4 (Z24S)		Gasolina	4WD	2389	79	107	01.97-12.02	*
2.4		Gasolina	RWD	2389	87	118	02.98-10.01	*
2.4 4x4		Gasolina	4WD	2389	87	118	02.98-10.01	*
2.4		Gasolina	RWD	2389	93	126	01.97-09.02	*
2.4 4x4		Gasolina	4WD	2389	93	126	01.97-09.02	*
2.4 (KA24DE)		Gasolina	RWD	2389	110	150	09.97-09.04	*
2.4 4x4 (KA24DE)		Gasolina	4WD	2389	110	150	09.97-09.04	*
2.5		Gasolina	FWD	2488	112	152	01.05-	*
2.5		Gasolina	FWD	2488	112	152	01.08-	*
3.0 (VG30E)		Gasolina	RWD	2960	120	163	05.00-	*
3.0 (VG30E)		Gasolina	RWD	2960	120	163	01.97-09.04	*
3.0 4x4 (VG30E)		Gasolina	4WD	2960	120	163	05.00-	*
3.3		Gasolina	RWD	3275	125	170	11.01-04.05	*
3.3 4x4 (VG33E)		Gasolina	4WD	3275	125	170	11.01-04.07	*
4.0		Gasolina	FWD	3954	198	269	10.04-12.11	*
4.0		Gasolina	RWD	3954	198	269	10.04-12.11	*
2.5 D 4x4		Diesel	4WD	2488	96	131	01.08-	*
2.5 D		Diesel	RWD	2488	98	133	01.08-	*
2.5 D 4x4 (YD25DDTI)		Diesel	4WD	2488	98	133	11.01-	*
2.5 TD (TD25)		Diesel	RWD	2494	59	80	02.98-10.01	*
2.5 TD		Diesel	RWD	2494	62	84	02.98-10.01	*
2.5 TD 4x4 (TD25)		Diesel	4WD	2494	62	84	02.98-10.01	*
2.5 TDiC 4x4 (TD25TI)		Diesel	4WD	2494	76	103	05.98-10.01	*
2.5 TD		Diesel	RWD	2494	98	133	05.00-	*
2.7 TD		Diesel	RWD	2664	73	99	01.97-10.01	*
2.7 TD 4x4		Diesel	4WD	2664	73	99	01.97-10.01	*
2.8 TDI 4x4 (D22B)		Diesel	4WD	2798	97	132	01.02-07.05	*
2.8 TDi (D22B)		Diesel	RWD	2798	101	137	05.02-12.07	*
3.0 TD		Diesel	RWD	2953	110	150	11.01-12.09	*
3.0 TD 4x4 (ZD30DDT)		Diesel	4WD	2953	110	150	02.00-09.04	*
3.2 D		Diesel	RWD	3153	76	103	01.97-03.02	*
3.2 D 4x4 (QD32)		Diesel	4WD	3153	76	103	01.98-10.01	*
<b>PATHFINDER / TERRANO (WD21) 07.86-10.95</b>					<b>Closed SUV (Compact SUV-J Segment)</b>			
3.0 4WD (VG30E)		Gasolina	4WD	2960	95	129	07.86-08.95	*
3.0 4WD (VG30I)		Gasolina	4WD	2960	95	129	07.86-08.95	*
3.0 4WD		Gasolina	4WD	2960	109	148	07.86-10.95	*
<b>PATHFINDER II / TERRANO (R50) 09.95-07.05</b>					<b>Closed SUV (Compact SUV-J Segment)</b>			
3.2 TD 4WD (QD32ETI)		Diesel	4WD	3153	110	150	09.95-12.04	*
<b>PICK UP / NAVARA I (D22) 01.97-</b>					<b>Pick-up (Pick-Up Truck)</b>			
2.0		Gasolina	FWD	1998	84	114	01.02-	*
2.0		Gasolina	RWD	1998	92	125	01.97-08.01	*
2.4 (Z24)		Gasolina	RWD	2389	79	107	01.97-12.02	*
2.4 (Z24S)		Gasolina	RWD	2389	79	107	01.97-12.02	*
2.4 4WD		Gasolina	4WD	2389	79	107	01.97-12.02	*
2.4		Gasolina	RWD	2389	87	118	02.98-10.01	*
2.4 i (KA24E)		Gasolina	RWD	2389	88	120	02.98-04.05	*
2.4 i 4WD (KA24E)		Gasolina	4WD	2389	88	120	02.98-04.05	*
2.4		Gasolina	RWD	2389	93	126	03.97-04.05	*

# LISTA DE APLICACIONES - BUYERS GUIDE

2.4 i 4WD		Gasolina	4WD	2389	93	126	03.97-08.99	*
2.4		Gasolina	FWD	2389	96	131	01.08-	*
2.4		Gasolina	RWD	2389	98	133	11.01-04.05	*
2.4 i 4WD (KA24DE)		Gasolina	4WD	2389	98	133	03.02-04.05	*
2.4 (KA24DE)		Gasolina	RWD	2389	110	150	01.03-	*
2.4 4WD (KA24DE)		Gasolina	4WD	2389	110	150	11.01-	*
2.4		Gasolina	FWD	2389	116	155	02.98-	*
3.0		Gasolina	RWD	2960	120	163	01.97-09.01	*
3.0 4WD		Gasolina	4WD	2960	120	163	02.98-10.01	*
3.3 4WD (VG33E)		Gasolina	4WD	3275	125	170	10.02-04.07	*
2.5 D 4WD		Diesel	4WD	2488	96	131	01.97-04.05	*
2.5 DI (YD25DDTI)		Diesel	RWD	2488	98	133	03.02-12.10	*
2.5 Di 4WD		Diesel	4WD	2488	98	133	03.02-04.05	*
2.5 D (TD25)		Diesel	RWD	2494	61	83	02.98-04.05	*
2.5 D 4WD (TD25)		Diesel	4WD	2494	61	83	02.98-04.05	*
2.5 TD		Diesel	RWD	2494	76	103	05.98-10.01	*
2.5 TD 4WD (TD25TI)		Diesel	4WD	2494	76	103	05.98-04.05	*
2.7 D		Diesel	RWD	2664	61	83	03.01-10.02	*
2.7 D (TD27)		Diesel	RWD	2664	66	90	02.98-04.05	*
2.7 TD (TD27T)		Diesel	RWD	2664	73	99	01.97-10.01	*
2.7 TD 4WD (TD27T)		Diesel	4WD	2664	73	99	01.97-10.01	*
2.8 D		Diesel	RWD	2798	101	137	11.01-04.05	*
3.0 TD		Diesel	RWD	2953	110	150	11.01-04.05	*
3.0 TD 4WD		Diesel	4WD	2953	110	150	11.01-04.05	*
3.2 D 4WD (QD32)		Diesel	4WD	3153	76	103	12.98-04.05	*
3.2 TD		Diesel	RWD	3153	76	103	01.97-10.01	*
<b>SERENA (C23) 06.91-09.01</b>					<b>MPV (Large MPV-M1 Segment)</b>			
2.0 D (LD20)		Diesel	RWD	1952	49	67	06.91-09.01	*
2.0 D (KVJC23) (CD20)		Diesel	RWD	1974	56	76	06.91-09.01	*
2.0 TD (KVC23) (CD20T)		Diesel	RWD	1974	67	91	06.91-09.96	*
2.0 TD 4WD (KVNC23) (CD20T)		Diesel	4WD	1974	67	91	06.91-09.96	*
2.0 TDI (KVC23)		Diesel	RWD	1974	71	97	09.96-06.99	*
2.0 TDI (KVNC23)		Diesel	RWD	1974	71	97	09.96-06.99	*
<b>TERRANO / PATHFINDER (WD21) 07.86-02.96</b>					<b>Closed SUV (Compact SUV-J Segment)</b>			
3.0 A las 4 ruedas (VG30I)		Gasolina	4WD	2960	95	129	07.86-08.89	*
3.0 i 4WD (VG30E)		Gasolina	4WD	2960	109	148	01.90-12.95	*
<b>VANETTE II / NOMAD (C22) 10.86-06.13</b>					<b>[CAMBIADO]:Furgón (LCVs-N1 Segment)</b>			
1.5 (A15S)		Gasolina	RWD	1488	51	69	10.86-12.95	*
2.4 i		Gasolina	RWD	2389	82	112	09.86-12.93	*
2.0 D (C22, GC22) (LD20II)		Diesel	RWD	1952	49	67	07.91-01.95	*
<b>VANETTE II / NOMAD (C22) 10.86-06.13</b>					<b>Bus (Minibus-M2-Segment)</b>			
1.5 (A15S)		Gasolina	RWD	1488	51	69	10.86-12.95	*
2.0 (Z20S)		Gasolina	RWD	1952	66	90	07.87-08.94	*
2.4 i (SLC22) (Z24I)		Gasolina	RWD	2389	74	101	10.86-12.95	*
2.4 i (SLC22) (Z24I)		Gasolina	RWD	2389	77	105	10.86-12.95	*
2.0 D (ULC22) (LD20)		Diesel	RWD	1952	47	64	10.86-12.95	*
2.0 D (LD20)		Diesel	RWD	1952	49	67	10.86-12.95	*