

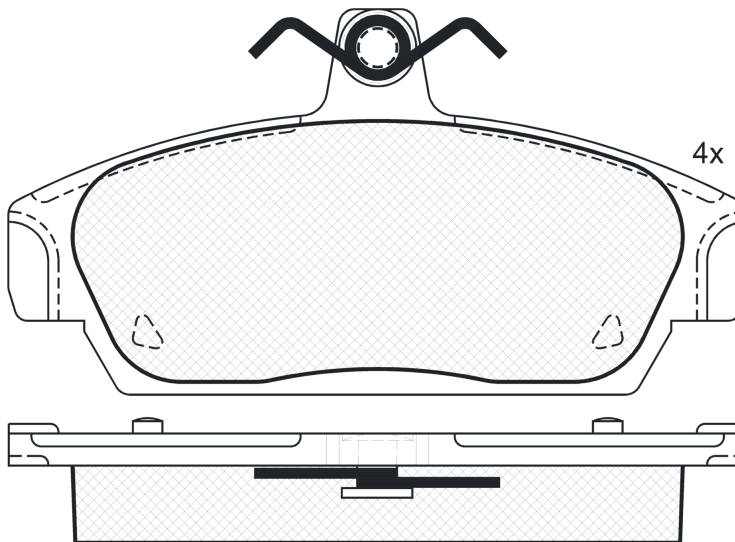
LISTA DE APLICACIONES - BUYERS GUIDE

RB0806-700



Qty: 300 Weight: 1.139

O.E.M.	MAKE
1 001 114	MG
GBP90318	ROVER
GBP90320	ROVER
GBP90337	ROVER
GBP90337 AF	ROVER
GBP90345	ROVER
SEM100020	ROVER



RB0806-700

E1 90R-01101/224
 AP-Lockheed



115.2x60.4x17

WVA
21518
24520

Sin Filas

180806-700



Trac.	CC	Kw	CV		
					Front / Rear

LADA

				[CAMBIADO]:Break (Compact car-C Segment)			
111 (2111) 01.95-							
1.1	Gasolina	FWD	1090	43	59	01.95-	*

MG

				Cabrio (Sports car-S Segment)			
MG F (RD) 03.95-03.02							
1.6 (16 K4F)	Gasolina	RWD	1588	82	111	02.00-03.02	*
1.8 i 16V (18 K4F)	Gasolina	RWD	1796	88	120	03.95-03.02	*
1.8 i VVC (18 K4K)	Gasolina	RWD	1796	107	146	03.95-03.02	*

				Cabrio (Sports car-S Segment)			
MG TF 03.02-12.09							
115 (16 K4F)	Gasolina	RWD	1588	85	116	03.02-12.09	*
120 (18 K4F)	Gasolina	RWD	1796	88	120	03.02-12.09	*
135 (18 K4F)	Gasolina	RWD	1796	100	136	03.02-12.09	*

ROVER

				Cabrio (Supermini car-B Segment)			
100 (XP) 04.94-12.98							
111 (11 K2D)	Gasolina	FWD	1120	44	60	04.94-10.97	*
114 (14 K2A)	Gasolina	FWD	1396	55	75	04.94-10.97	*
114 (14 K2D)	Gasolina	FWD	1396	55	75	04.94-10.97	*
114 (14 K4F)	Gasolina	FWD	1396	75	102	03.97-10.98	*

				[CAMBIADO]:Fastback (Supermini car-B Segment)			
100 / METRO (XP) 11.89-12.98							
111 C/L/S (11 K2A)	Gasolina	FWD	1120	44	60	03.90-12.98	*
111 C/L/S (11 K2D)	Gasolina	FWD	1120	44	60	03.90-12.98	*
113 (12 HL)	Gasolina	FWD	1275	44	60	04.90-05.92	*
114 S/L/GTA (14 K2A)	Gasolina	FWD	1396	55	75	03.90-12.98	*

LISTA DE APLICACIONES - BUYERS GUIDE

114 S/L/GTA (14 K2D)	Gasolina	FWD	1396	55	75	03.90-12.98	*
114 GTI/GT 16V Cat (14 K4C)	Gasolina	FWD	1396	66	90	03.90-12.98	*
114 GTI/GT 16V Cat (14 K4D)	Gasolina	FWD	1396	66	90	03.90-12.98	*
114 GTI 16V (14 K4C)	Gasolina	FWD	1396	69	94	03.90-08.91	*
114 GTI 16V (14 K4D)	Gasolina	FWD	1396	69	94	03.90-08.91	*
114 GSi (14 K4F)	Gasolina	FWD	1396	76	103	10.94-10.95	*
114 GTI 16V (14 K4F)	Gasolina	FWD	1396	76	103	08.91-12.98	*
114 D (TUD 3)	Diesel	FWD	1361	38	52	10.92-12.94	*
115 D (TUD 5)	Diesel	FWD	1527	42	57	12.94-12.98	*
METRO (XF) 04.90-05.92						Furgón/hatchback (Supermini car-B Segment)	
1.0	Gasolina	FWD	998	34	46	04.90-05.92	*
1.3	Gasolina	FWD	1275	44	60	04.90-05.92	*