


# LISTA DE APLICACIONES - BUYERS GUIDE

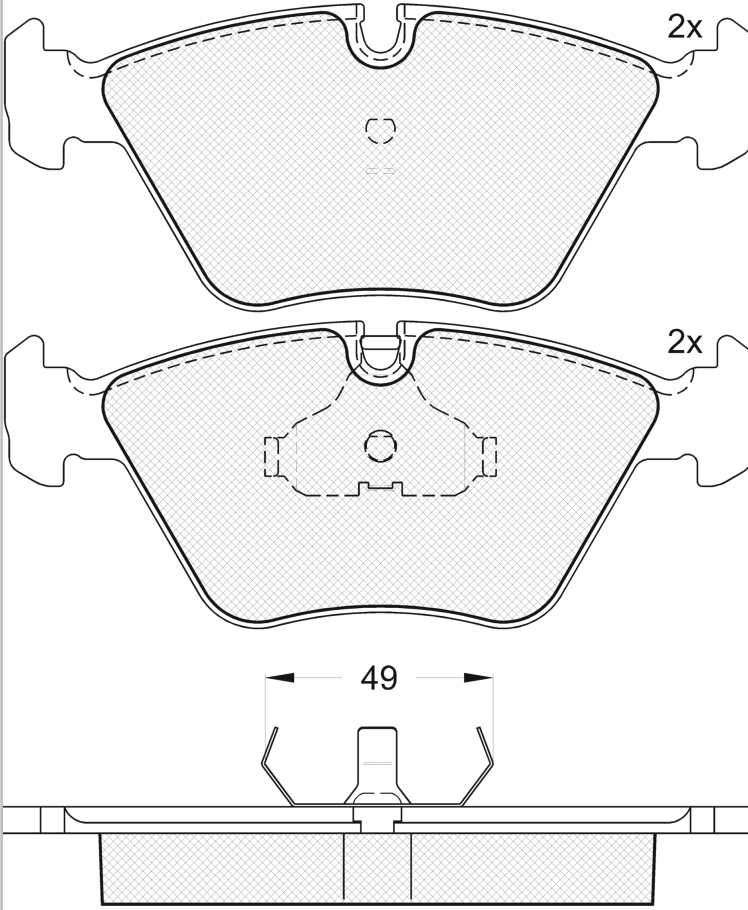
## RB0773



8 424073 122803


Qty: 300      Weight: 1.816

O.E.M.	MAKE
34 11 1 153 910	BMW
34 11 1 157 039	BMW
34 11 1 157 569	BMW
34 11 1 157 570	BMW
34 11 1 157 813	BMW
34 11 1 158 265	HARTGE
34 11 1 158 267	BMW
34 11 1 159 259	BMW
34 11 1 159 279	BMW
34 11 1 159 559	BMW
34 11 1 160 450	BMW
34 11 1 160 451	BMW
34 11 1 160 458	BMW
34 11 1 160 459	BMW
34 11 1 162 535	BMW
34 11 2 228 248	BMW
34 11 2 229 935	BMW
34 11 2 282 554	BMW
34 11 2 282 555	BMW
34 21 1 160 708	BMW
86 60 004 714	RENAULT
86 71 016 671	RENAULT



## RB0773

**E1 90R-01030/119**

      Ate - Teves



156.4x64x20.3

WVA
20968
21064

FMSI
D394-7284

Sin Filas



Trac.	CC	Kw	CV		
					
				Front / Rear	

BMW								
3 Serie III (E36) 03.93-11.99					Cabrio (Compact executive car-D Segment)			
M3 3.0 (S50 B30 (306S1))	Gasolina	RWD	2990	210	286	04.94-07.95	*	
M3 3.2 (S50 B32 (326S1))	Gasolina	RWD	3201	236	321	03.96-09.99	*	
3 Serie III (E36) 10.91-05.99					Coupé (Compact executive car-D Segment)			
M3 3.0 (S50 B30 (306S1))	Gasolina	RWD	2990	210	286	11.92-07.95	*	
M3 3.0 (S50 B30 (306S1))	Gasolina	RWD	2990	217	295	09.93-05.95	*	
M3 3.2 (S50 B32 (326S1))	Gasolina	RWD	3201	236	321	10.95-11.98	*	
3 Serie III (E36) 09.90-11.98					Sedán (Compact executive car-D Segment)			
M3 3.0 (S50 B30 (306S1))	Gasolina	RWD	2990	210	286	10.94-07.95	*	
M3 3.2 (S50 B32 (326S1))	Gasolina	RWD	3201	236	321	10.95-01.98	*	
3 Serie IV (E46) 04.00-12.07					Cabrio (Compact executive car-D Segment)			
M3 (S54 B32 (326S4))	Gasolina	RWD	3246	252	343	03.01-08.06	*	
3 Serie IV (E46) 12.98-07.06					Coupé (Compact executive car-D Segment)			
M3 (S54 B32 (326S4))	Gasolina	RWD	3246	252	343	07.00-05.06	*	
5 Serie III (E34) 02.87-12.95					Sedán (Executive car-E Segment)			
518 i (M40 B18 (184E1))	Gasolina	RWD	1796	83	113	09.89-04.94	*	
518 i (M43 B18 (184E2))	Gasolina	RWD	1796	85	115	05.94-08.95	*	
520 i (M20 B20 (206KA))	Gasolina	RWD	1990	95	129	06.87-09.90	*	
520 i 24V (M50 B20 (206S1))	Gasolina	RWD	1990	110	150	04.90-08.95	*	
520 i 24V (M50 B20 (206S2))	Gasolina	RWD	1990	110	150	04.90-08.95	*	
525 i (M20 B25 (256K1))	Gasolina	RWD	2494	125	170	02.88-08.90	*	

# LISTA DE APLICACIONES - BUYERS GUIDE

525 i 24V (M50 B25 (256S1))		Gasolina	RWD	2494	141	192	03.90-08.95	*
525 i 24V (M50 B25 (256S2))		Gasolina	RWD	2494	141	192	03.90-08.95	*
525 iX 24V (M50 B25 (256S1))		Gasolina	4WD	2494	141	192	10.91-08.95	*
525 iX 24V (M50 B25 (256S2))		Gasolina	4WD	2494	141	192	10.91-08.95	*
530i (M30 B30 (306KA))		Gasolina	RWD	2986	138	188	01.88-04.90	*
530 i V8 (M60 B30 (308S1))		Gasolina	RWD	2997	160	218	09.92-12.95	*
535i (M30 B34 (346KB))		Gasolina	RWD	3430	155	211	11.87-02.93	*
M5		Gasolina	RWD	3535	210	286	12.87-12.88	*
M5 (S38 B36 (366S1))		Gasolina	RWD	3535	232	315	09.88-03.92	*
M5 Cat		Gasolina	RWD	3535	232	315	09.88-03.92	*
M5 (S38 B38 (386S1))		Gasolina	RWD	3795	250	340	01.92-07.95	*
540 i V8 (M60 B40 (408S1))		Gasolina	RWD	3982	210	286	09.92-12.95	*
524 td (M21 D24 (246TB))		Diesel	RWD	2443	85	115	03.88-08.91	*
525 td (M51 D25 (256T1))		Diesel	RWD	2497	85	115	03.93-08.95	*
525 tds (M51 D25 (256T1))		Diesel	RWD	2497	105	143	09.91-08.95	*
<b>5 Serie III Touring (E34) 07.91-07.96</b>					<b>[CAMBIADO]:Break (Executive car-E Segment)</b>			
518 i (M40 B18 (184E1))		Gasolina	RWD	1796	83	113	04.93-04.94	*
518 i (M43 B18 (184E2))		Gasolina	RWD	1796	85	115	05.94-07.96	*
520 i (M50 B20 (206S1))		Gasolina	RWD	1990	110	150	07.91-07.96	*
520 i (M50 B20 (206S2))		Gasolina	RWD	1990	110	150	07.91-07.96	*
525 i (M50 B25 (256S1))		Gasolina	RWD	2494	141	192	07.91-07.96	*
525 i (M50 B25 (256S2))		Gasolina	RWD	2494	141	192	07.91-07.96	*
525 ix (M50 B25 (256S1))		Gasolina	4WD	2494	141	192	01.92-03.96	*
525 ix (M50 B25 (256S2))		Gasolina	4WD	2494	141	192	01.92-03.96	*
530i (M60 B30 (308S1))		Gasolina	RWD	2997	160	218	09.92-07.96	*
M5 (S38 B38 (386S1))		Gasolina	RWD	3795	250	340	04.92-07.95	*
540 i (M60 B40 (408S1))		Gasolina	RWD	3982	210	286	09.93-07.96	*
518 g (M43 B18 (184E2))		Gasol./Gas (CNG)	RWD	1796	74	101	02.96-07.96	*
525 td (M51 D25 (256T1))		Diesel	RWD	2497	85	115	03.93-07.96	*
525 tds (M51 D25 (256T1))		Diesel	RWD	2497	105	143	12.91-07.96	*
<b>7 Serie II (E32) 03.85-10.94</b>					<b>Sedán (Luxury car-F Segment)</b>			
730 i, iL (M30 B30 (306KA))		Gasolina	RWD	2986	138	188	03.87-03.94	*
730 i, iL (M30 B30 (306EA))		Gasolina	RWD	2986	145	197	03.85-01.89	*
730 i, iL V8 (M60 B30 (308S1))		Gasolina	RWD	2997	160	218	04.92-09.94	*
735 i, iL (M30 B34 (346KB))		Gasolina	RWD	3430	155	211	06.86-07.92	*
735 i, iL (M30 B35 (MOTRONIC,9.2:1))		Gasolina	RWD	3430	162	220	07.86-01.89	*
740 i, iL V8 (M60 B40 (408S1))		Gasolina	RWD	3982	210	286	05.92-03.94	*
750 i, iL V12 (M70 B50 (5012A))		Gasolina	RWD	4988	220	300	09.87-09.94	*
<b>Z3 (E36) 10.95-01.03</b>					<b>Cabrío (Sports car-S Segment)</b>			
M 3.2 (S52 B32 (326S2))		Gasolina	RWD	3152	179	243	02.98-06.00	*
M 3.2 (S50 B32 (326S1))		Gasolina	RWD	3201	236	321	01.97-06.00	*
M 3.2 (S54 B32 (326S4))		Gasolina	RWD	3246	239	325	06.01-01.03	*
<b>Z3 (E36) 04.97-06.03</b>					<b>Coupé (Sports car-S Segment)</b>			
M 3.2 (S52 B32 (326S2))		Gasolina	RWD	3152	176	239	02.98-06.00	*
M (S50 B32 (326S1))		Gasolina	RWD	3201	236	321	02.98-06.01	*
M (S50 B32 (326S3))		Gasolina	RWD	3201	236	321	02.98-06.01	*
M (S54 B32 (326S4))		Gasolina	RWD	3246	239	325	06.01-06.03	*
<b>HARTGE</b>								

# LISTA DE APLICACIONES - BUYERS GUIDE

H 01.89-				Coupé (Sports car-S Segment)			
3.4 H 5	Gasolina	FWD	3395	178	242	01.89-	*
3.4 H 7	Gasolina	FWD	3395	178	242	01.89-	*
3.4 H 5	Gasolina	FWD	3395	267	363	01.89-	*
3.4 H 7	Gasolina	FWD	3395	267	363	01.89-	*
5.0 H 5	Gasolina	FWD	4995	240	326	01.89-	*