


LISTA DE APLICACIONES - BUYERS GUIDE

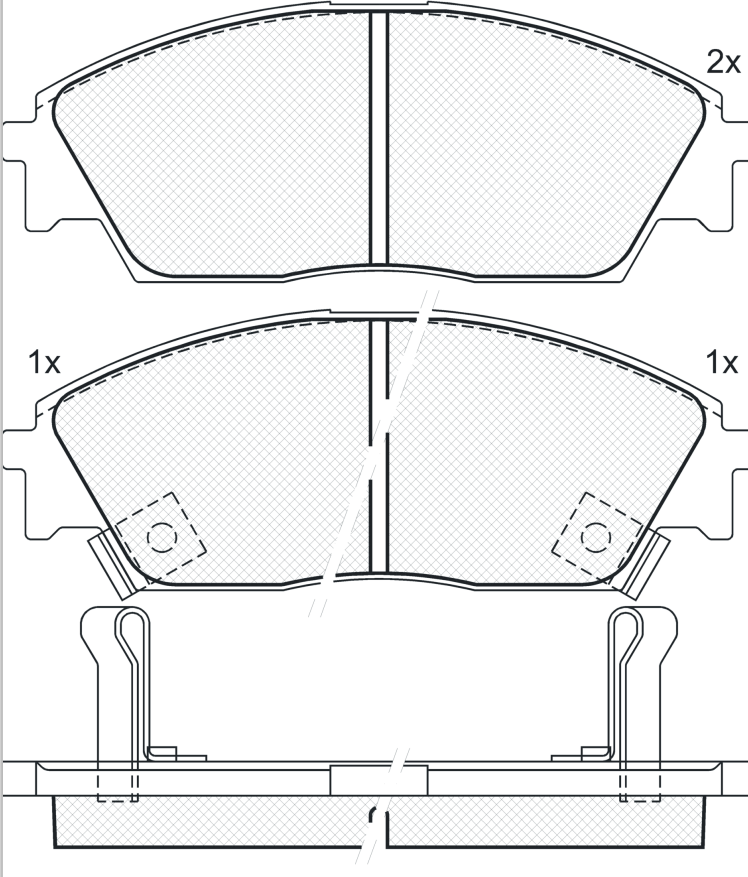
RB0755



8 424073 122575


Qty: 300 Weight: 1.284

| O.E.M. | MAKE |
|---------------|-------|
| 45022-SF1-000 | HONDA |
| 45022-SF1-010 | HONDA |
| 45022-SF1-020 | HONDA |
| 45022-SF1-305 | HONDA |
| 45022-SF1-505 | HONDA |
| 45022-SF1-515 | HONDA |
| 45022-SF1-525 | HONDA |
| 45022-SH3-311 | HONDA |
| 45022-SH3-505 | HONDA |
| 45022-SH3-509 | HONDA |
| 45022-SH3-515 | HONDA |
| 45022-SH3-519 | HONDA |
| 45022-SH3-539 | HONDA |
| 45022-SH3-549 | HONDA |
| 45022-SH3-930 | HONDA |
| 45022-SH3-931 | HONDA |
| 45022-SH3-932 | HONDA |
| 45022-SH3-933 | HONDA |
| 45022-SH3-934 | HONDA |
| 45022-SH3-G30 | HONDA |
| 45022-SH3-G31 | HONDA |
| 45022-SH3-G32 | HONDA |
| 45022-SH3-G33 | HONDA |



RB0755

E 9 90R-01111/1393



Akebono

132.2x49.5x15

| WVA | FMSI |
|-------|-----------|
| 21322 | D373-7263 |
| 21323 | |
| 21324 | |

Sin Filas



| Trac. | CC | Kw | CV | | |
|-------|----|----|----|---|---|
| | | | |  |  |
| | | | | Front / Rear | |

ACURA

| INTEGRA 01.85-12.90 | | | | | | [CAMBIADO]:Fastback (Sport compact car-C Segment) | | |
|---------------------|--|----------|-----|------|----|---|-------------|---|
| 1.5 (D15A1) | | Gasolina | FWD | 1488 | 63 | 85 | 01.85-12.90 | * |
| 1.6 (D16A1) | | Gasolina | FWD | 1590 | 74 | 100 | 01.85-12.90 | * |
| 1.6 i (D16A8) | | Gasolina | FWD | 1590 | 88 | 120 | 01.85-12.90 | * |
| INTEGRA 01.85-12.90 | | | | | | Coupé (Sport compact car-C Segment) | | |
| 1.5 (D15A1) | | Gasolina | FWD | 1488 | 63 | 85 | 01.85-12.90 | * |
| 1.6 (D16A3) | | Gasolina | FWD | 1590 | 74 | 100 | 01.85-12.90 | * |
| 1.6 i (D16A8) | | Gasolina | FWD | 1590 | 88 | 120 | 01.85-12.90 | * |
| INTEGRA 01.85-12.90 | | | | | | Sedán (Sport compact car-C Segment) | | |
| 1.5 (D15A1) | | Gasolina | FWD | 1488 | 63 | 85 | 01.85-12.90 | * |
| 1.6 (D16A3) | | Gasolina | FWD | 1590 | 74 | 100 | 01.85-12.90 | * |
| 1.6 i (D16A8) | | Gasolina | FWD | 1590 | 88 | 120 | 01.85-12.90 | * |

HONDA

| CIVIC IV / BALLADE (EC, ED, EE, EF) 09.87-10.93 | | | | | | [CAMBIADO]:Fastback (Supermini car-B Segment) | | |
|---|--|----------|-----|------|----|---|-------------|---|
| 1.5 (D15B1) | | Gasolina | FWD | 1493 | 60 | 82 | 01.88-12.89 | * |
| 1.5 i 16V (ED6) (D15B2) | | Gasolina | FWD | 1493 | 66 | 90 | 10.88-09.91 | * |
| 1.5 i 16V (ED6) (D15B2) | | Gasolina | FWD | 1493 | 69 | 94 | 10.88-09.91 | * |
| 1.6 i 16V (ED7) (D16A6) | | Gasolina | FWD | 1590 | 80 | 109 | 10.87-09.91 | * |
| 1.6 i 16V (ED7) (D16Z2) | | Gasolina | FWD | 1590 | 81 | 110 | 10.87-09.91 | * |
| 1.6 i 16V (D16A7) | | Gasolina | FWD | 1590 | 91 | 124 | 01.88-12.91 | * |
| 1.6 i 16V (ED7) (D16A7) | | Gasolina | FWD | 1590 | 96 | 130 | 09.87-09.91 | * |
| 1.6 i 16V (ED7) (D16A9) | | Gasolina | FWD | 1590 | 96 | 130 | 09.87-09.91 | * |

LISTA DE APLICACIONES - BUYERS GUIDE

| | | | | | | | |
|--|----------|-----|------|--|-----|-------------|---|
| 1.6 i 16V Vtec (EE9) (B16A1) | Gasolina | FWD | 1595 | 110 | 150 | 10.89-09.91 | * |
| CIVIC IV / BALLADE (ED, EF) 09.87-10.93 | | | | Sedán (Supermini car-B Segment) | | | |
| 1.4 L (ED2) (D14A1) | Gasolina | FWD | 1396 | 66 | 90 | 10.87-12.89 | * |
| 1.5 (D15B1) | Gasolina | FWD | 1493 | 60 | 82 | 01.88-12.89 | * |
| 1.5 i 16V (ED3) (D15B2) | Gasolina | FWD | 1493 | 66 | 90 | 10.87-09.91 | * |
| 1.5 i 16V (ED3, SH4) (D15B2) | Gasolina | FWD | 1493 | 69 | 94 | 10.87-09.91 | * |
| 1.5 i 16V (ED3, SH4) (D15B3) | Gasolina | FWD | 1493 | 69 | 94 | 10.87-09.91 | * |
| 1.6 16V 4x4 (D16A6) | Gasolina | 4WD | 1590 | 79 | 107 | 11.87-09.91 | * |
| 1.6 i 16V (ED4) (D16A6) | Gasolina | FWD | 1590 | 80 | 109 | 11.87-09.91 | * |
| 1.6 i 16V 4x4 (EE5) (D16A6) | Gasolina | 4WD | 1590 | 80 | 109 | 10.89-09.91 | * |
| 1.6 i 16V (ED4) (D16Z2) | Gasolina | FWD | 1590 | 81 | 110 | 10.87-09.91 | * |
| 1.6 i 16V 4x4 (D16Z2) | Gasolina | 4WD | 1590 | 81 | 110 | 01.89-12.91 | * |
| 1.6 (D16Z5) | Gasolina | FWD | 1590 | 91 | 124 | 01.88-12.89 | * |
| 1.6 4x4 (D16Z5) | Gasolina | 4WD | 1590 | 91 | 124 | 01.89-12.89 | * |
| 1.6 i 16V (ED4) (D16A7) | Gasolina | FWD | 1590 | 96 | 130 | 09.87-09.91 | * |
| 1.6 4x4 | Gasolina | 4WD | 1595 | 110 | 150 | 01.88-12.91 | * |
| CIVIC V Shuttle (EE, EF) 01.88-02.95 | | | | [CAMBIADO]: Break (Supermini car-B Segment) | | | |
| 1.3 | Gasolina | FWD | 1343 | 63 | 86 | 01.88-12.92 | * |
| 1.4 i 16V (EE1) (D14A1) | Gasolina | FWD | 1396 | 66 | 90 | 01.88-12.92 | * |
| 1.5 i 16V (EE2) (D15B2) | Gasolina | FWD | 1493 | 69 | 94 | 01.88-11.91 | * |
| 1.6 i 16V 4WD (EE4) (D16A6) | Gasolina | 4WD | 1590 | 80 | 109 | 01.88-12.89 | * |
| 1.6 i 16V 4WD (EE4) (D16A6) | Gasolina | 4WD | 1590 | 81 | 110 | 01.88-02.95 | * |
| 1.6 4x4 (EE4) (D16A) | Gasolina | 4WD | 1590 | 85 | 116 | 01.88-12.92 | * |
| 1.6 4x4 (EE4) (D16A7) | Gasolina | 4WD | 1590 | 85 | 116 | 01.88-12.92 | * |
| 1.8 | Gasolina | FWD | 1834 | 103 | 140 | 01.88-12.92 | * |
| CRX II (ED, EE) 10.87-02.92 | | | | Coupé (Sports car-S Segment) | | | |
| 1.4 GL (D14A1) | Gasolina | FWD | 1396 | 66 | 90 | 01.90-12.91 | * |
| 1.6 i 16V (D16A) | Gasolina | FWD | 1590 | 79 | 107 | 10.87-12.91 | * |
| 1.6 i 16V (D16A6) | Gasolina | FWD | 1590 | 79 | 107 | 10.87-12.91 | * |
| 1.6 i 16V (ED9) (D16Z5) | Gasolina | FWD | 1590 | 91 | 124 | 10.87-02.92 | * |
| 1.6 i 16V (ED9) (D16A8) | Gasolina | FWD | 1590 | 96 | 131 | 10.87-12.89 | * |
| 1.6 i 16V (ED9) (D16A9) | Gasolina | FWD | 1590 | 96 | 131 | 10.87-12.89 | * |
| 1.6 i 16V Vtec (EE8) (B16A1) | Gasolina | FWD | 1595 | 110 | 150 | 10.89-02.92 | * |
| PRELUDE III (BA) 04.86-11.96 | | | | Coupé (Sport compact car-C Segment) | | | |
| 2.0 EX (BA4) (B20A3) | Gasolina | FWD | 1958 | 80 | 109 | 04.87-01.92 | * |
| 2.0 (BA4) (B20A4) | Gasolina | FWD | 1958 | 84 | 114 | 08.87-01.92 | * |
| 2.0 i EX 16V Cat (BA4) (B20A5) | Gasolina | FWD | 1958 | 101 | 137 | 04.87-01.92 | * |
| 2.0 i EX 16V (BA4) (B20A9) | Gasolina | FWD | 1958 | 103 | 140 | 10.87-01.92 | * |
| 2.0 i EX 16V | Gasolina | FWD | 1958 | 106 | 144 | 10.87-12.91 | * |
| 2.0 i EX 16V (BA5) (B20A7) | Gasolina | FWD | 1958 | 110 | 150 | 10.87-12.90 | * |