


LISTA DE APLICACIONES - BUYERS GUIDE

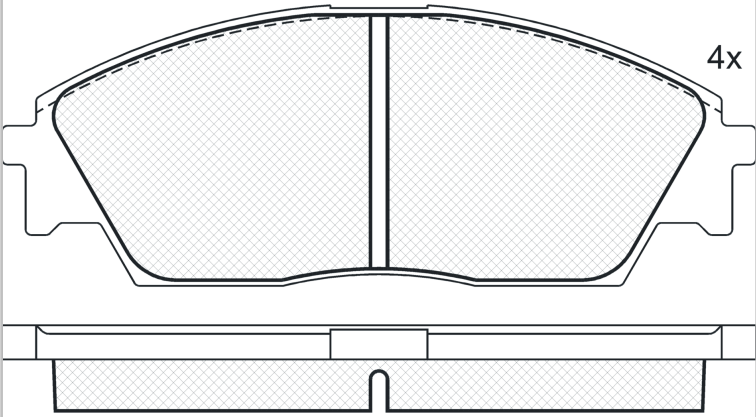
RB0754




8 424073 122568

Qty: 300 Weight: 1.277

| O.E.M. | MAKE |
|-----------------|-------|
| 45022-SH3-932HS | HONDA |



RB0754



E 90R-01111/1394

Akebono

132.2x49.5x15

WVA

21322

Sin Filas



| Trac. | CC | Kw | CV |  |  |
|-------|----|----|----|---|---|
| | | | | | Front / Rear |

| HONDA | | | | | | | | |
|--------------------------------------|----------|-----|------|----|--|-------------|---|--|
| CIVIC V Shuttle (EE, EF) 01.88-02.95 | | | | | [CAMBIADO]:Break (Supermini car-B Segment) | | | |
| 1.5 i 16V (EE2) (D15B2) | Gasolina | FWD | 1493 | 69 | 94 | 01.88-11.91 | * | |
| CRX II (ED, EE) 10.87-02.92 | | | | | Coupé (Sports car-S Segment) | | | |
| 1.6 i 16V (D16A) | Gasolina | FWD | 1590 | 79 | 107 | 10.87-12.91 | * | |
| 1.6 i 16V (D16A6) | Gasolina | FWD | 1590 | 79 | 107 | 10.87-12.91 | * | |
| 1.6 i 16V (ED9) (D16A8) | Gasolina | FWD | 1590 | 96 | 131 | 10.87-12.89 | * | |
| 1.6 i 16V (ED9) (D16A9) | Gasolina | FWD | 1590 | 96 | 131 | 10.87-12.89 | * | |