


# LISTA DE APLICACIONES - BUYERS GUIDE

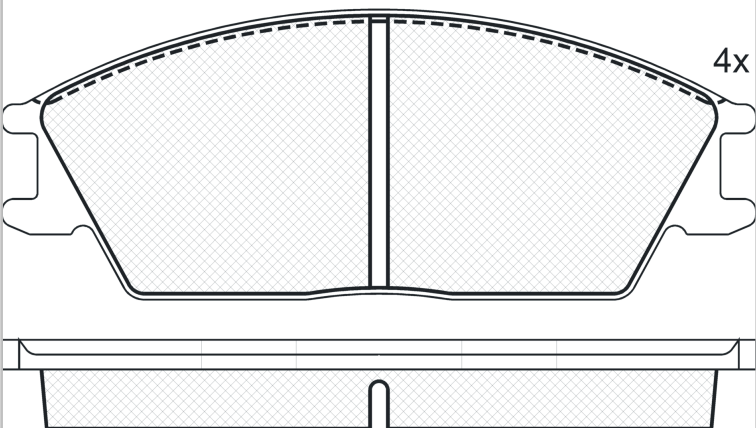
## RB0616




8 424073 121226

Qty: 300      Weight: 1.170

| O.E.M.      | MAKE    |
|-------------|---------|
| 58101-24A00 | HYUNDAI |
| 58101-32300 | HYUNDAI |
| 58101-32310 | HYUNDAI |
| 58101-32B00 | HYUNDAI |



## RB0616



**E 9 90R-01111/1090**

Akebono

127.5x49x15

**WVA**  
21012  
Sin Filas

**FMSI**  
D404-7293



| Trac. | CC | Kw | CV |   |
|-------|----|----|----|---|
|       |    |    |    |   |
|       |    |    |    | Front / Rear  |

## HYUNDAI

| PONY III / EXCEL (X-2) 10.89-01.95 |  |          |     |      | [CAMBIADO]:Fastback (Supermini car-B Segment) |    |             |   |
|------------------------------------|--|----------|-----|------|---|----|-------------|---|
| 1.3 (G4DG)                         |  | Gasolina | FWD | 1298 | 43  | 58 | 10.89-01.95 | * |
| 1.3 (G4DG)                         |  | Gasolina | FWD | 1298 | 49  | 67 | 10.89-01.95 | * |
| 1.3                                |  | Gasolina | FWD | 1298 | 51  | 69 | 12.89-07.91 | * |
| 1.5 (G15B)                         |  | Gasolina | FWD | 1468 | 53  | 72 | 10.89-01.95 | * |
| 1.5 (G4DJ)                         |  | Gasolina | FWD | 1468 | 53  | 72 | 10.89-01.95 | * |
| 1.5 i (G15B)                       |  | Gasolina | FWD | 1468 | 61  | 83 | 10.89-01.95 | * |
| 1.5 i (G4DJ)                       |  | Gasolina | FWD | 1468 | 61  | 83 | 10.89-01.95 | * |
| 1.5 i (G15B)                       |  | Gasolina | FWD | 1468 | 62  | 84 | 10.89-01.95 | * |
| 1.5 i (G4DJ)                       |  | Gasolina | FWD | 1468 | 62  | 84 | 10.89-01.95 | * |
| PONY III / EXCEL (X-2) 04.89-01.95 |  |          |     |      | Sedán (Supermini car-B Segment)               |    |             |   |
| 1.3 (G4DG)                         |  | Gasolina | FWD | 1298 | 48  | 65 | 12.92-09.94 | * |
| 1.3 (G4DG)                         |  | Gasolina | FWD | 1298 | 49  | 67 | 01.90-01.95 | * |
| 1.3 (G4DG)                         |  | Gasolina | FWD | 1298 | 51  | 69 | 09.89-08.94 | * |
| 1.5 (G15B)                         |  | Gasolina | FWD | 1468 | 53  | 72 | 01.90-01.95 | * |
| 1.5 (G4DJ)                         |  | Gasolina | FWD | 1468 | 53  | 72 | 01.90-01.95 | * |
| 1.5 i (G15B)                       |  | Gasolina | FWD | 1468 | 61  | 83 | 01.90-01.95 | * |
| 1.5 i (G4DJ)                       |  | Gasolina | FWD | 1468 | 61  | 83 | 01.90-01.95 | * |
| 1.5 i (G15B)                       |  | Gasolina | FWD | 1468 | 62  | 84 | 01.90-01.95 | * |
| 1.5 i (G4DJ)                       |  | Gasolina | FWD | 1468 | 62  | 84 | 01.90-01.95 | * |
| S COUPE (SLC) 02.90-05.96          |  |          |     |      | Coupé (Compact car-C Segment)                 |    |             |   |
| 1.5 GS (G4DJ)                      |  | Gasolina | FWD | 1468 | 57  | 78 | 03.90-12.92 | * |
| 1.5 i (G4DJ)                       |  | Gasolina | FWD | 1468 | 62  | 84 | 02.90-05.96 | * |

# LISTA DE APLICACIONES - BUYERS GUIDE

| STELLAR (F31_, SF2_) 10.83-12.91 |  |          |     |      | Sedán (Executive car-E Segment) |     |             |   |
|----------------------------------|--|----------|-----|------|---------------------------------|-----|-------------|---|
| 1.6 (G32B)                       |  | Gasolina | RWD | 1597 | 56                              | 76  | 10.83-12.91 | * |
| 2.0 GSL (4G63)                   |  | Gasolina | RWD | 1997 | 61                              | 83  | 09.86-12.89 | * |
| 2.0 GSL (4G63)                   |  | Gasolina | RWD | 1997 | 74                              | 101 | 09.86-12.89 | * |