


# LISTA DE APLICACIONES - BUYERS GUIDE

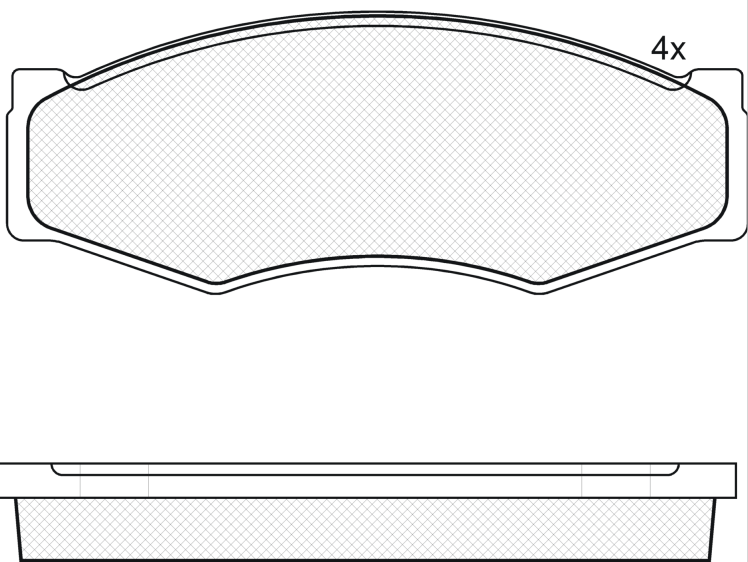
## RB0526



8 424073 120625


Qty: 639      Weight: 1.440

O.E.M.	MAKE
41060-11P85	NISSAN
41060-13E85	NISSAN
41060-13E90	NISSAN
41060-13E91	NISSAN
41060-31E88	NISSAN
41060-31E90	NISSAN
41060-31E9-0KE	LDV
41060-31E91	NISSAN
41060-31E92	NISSAN
41060-32E91	NISSAN
41060-37G93	NISSAN
41060-D4690	NISSAN
41060-D6090	NISSAN
41060-V6791	NISSAN
41060-V6794	NISSAN
D1060-11P88	NISSAN
D1060-11P91	NISSAN
D1060-11P92	NISSAN
D1060-11P93	NISSAN
D1060-32E91	NISSAN
D1060-F6494	INFINITI
D1060-V6794	NISSAN
DA060-31E86	NISSAN
DA060-32E93	NISSAN
DA060-32E94	NISSAN



4x

## RB0526



**E1 90R-01217/096**



Sumitomo

130x49.55x17

WVA	FMSI
21099	D265-7170
21229	

Sin Filas



Trac.	CC	Kw	CV		
					
				Front / Rear	

INFINITI								
<b>M30 01.90-12.93</b>						<b>Cabrio (Luxury car-F Segment)</b>		
3.0 (VG30E)		Gasolina	RWD	2960	121	164	01.90-12.93	*
<b>M30 01.89-12.93</b>						<b>Coupé (Luxury car-F Segment)</b>		
3.0 (VG30E)		Gasolina	RWD	2960	121	164	01.89-12.93	*
LDV								
<b>CUB 08.98-09.01</b>						<b>[CAMBIADO]:Furgón (LCVs-N1 Segment)</b>		
2.3 D (LD23)		Diesel	RWD	2283	53	72	08.98-09.01	*
NISSAN								
<b>300 C 01.84-12.86</b>						<b>Sedán (Luxury car-F Segment)</b>		
All models		Gasolina	FWD				01.84-	*
<b>300ZX (Z31) 01.84-10.90</b>						<b>Coupé (Sports car-S Segment)</b>		
3.0		Gasolina	RWD	2960	125	170	01.84-12.87	*
3.0 Turbo		Gasolina	RWD	2960	168	228	04.84-10.90	*
<b>300ZX (Z31) 01.84-10.90</b>						<b>Targa (Sports car-S Segment)</b>		
3.0 (VG30E)		Gasolina	RWD	2960	125	170	01.84-12.87	*
3.0 Turbo (VG30T)		Gasolina	RWD	2960	168	228	04.84-10.90	*
<b>ARMADA (TA60) 08.03-12.15</b>						<b>Closed SUV (Luxury Crossover SUV-J Segment)</b>		
Utility		Gasolina	FWD				08.03-	*
<b>BLUEBIRD (T72, T12) 12.85-11.92</b>						<b>[CAMBIADO]:Fastback (Compact car-C Segment)</b>		
1.6 (CA16S)		Gasolina	FWD	1598	61	83	03.86-06.90	*
1.6 (CA16S)		Gasolina	FWD	1598	66	90	03.86-06.91	*

# LISTA DE APLICACIONES - BUYERS GUIDE

1.8 (CA18N)		Gasolina	FWD	1809	65	88	05.86-11.92	*
1.8 (CA18N)		Gasolina	FWD	1809	66	90	01.87-04.90	*
1.8 i 16V (FRLT72) (CA18D)		Gasolina	FWD	1809	95	129	02.89-12.90	*
1.8 Turbo (CA18T)		Gasolina	FWD	1809	99	135	12.85-11.92	*
2.0 (T12) (CA20S)		Gasolina	FWD	1974	75	102	12.85-12.87	*
2.0 i (FHLT72, T12) (CA20E)		Gasolina	FWD	1974	77	105	12.85-12.90	*
2.0 i (CA20E)		Gasolina	FWD	1974	85	115	09.88-09.90	*
2.0 D (FSLT72, T12) (LD20)		Diesel	FWD	1952	49	67	03.86-12.90	*
<b>BLUEBIRD (U11) 11.83-05.90</b>					<b>Sedán (Compact car-C Segment)</b>			
1.6 (CA16S)		Gasolina	FWD	1598	61	83	03.86-06.90	*
1.6 DX		Gasolina	FWD	1598	61	83	11.83-02.88	*
1.6		Gasolina	FWD	1598	66	90	12.85-02.90	*
1.6 (CA16S)		Gasolina	FWD	1598	66	90	12.85-02.90	*
1.8 (CA18N)		Gasolina	FWD	1809	61	83	03.88-04.90	*
1.8 (CA18N)		Gasolina	FWD	1809	61	83	05.86-09.90	*
1.8 (CA18S)		Gasolina	FWD	1809	66	90	11.83-06.88	*
1.8 (CA18S)		Gasolina	FWD	1809	66	90	11.86-04.90	*
1.8 i 16V (RLT72) (CA18D)		Gasolina	FWD	1809	95	129	02.89-12.90	*
1.8 Turbo (CA18T)		Gasolina	FWD	1809	99	135	04.84-05.90	*
1.8 Turbo (CA18T)		Gasolina	FWD	1809	99	135	12.85-05.90	*
2.0 LX		Gasolina	FWD	1974	66	90	12.85-02.90	*
2.0 LX (CA20S)		Gasolina	FWD	1974	66	90	12.85-02.90	*
2.0		Gasolina	FWD	1974	75	102	12.85-02.90	*
2.0 (T12) (CA20S)		Gasolina	FWD	1974	75	102	12.85-12.87	*
2.0 i (CA20E)		Gasolina	FWD	1974	77	105	04.84-01.88	*
2.0 i (HLT72, T12) (CA20E)		Gasolina	FWD	1974	77	105	12.85-12.90	*
2.0 i (HLT72, T12) (CA20S)		Gasolina	FWD	1974	77	105	12.85-12.90	*
2.0		Gasolina	FWD	1974	85	116	12.85-01.88	*
2.0 i (CA20E)		Gasolina	FWD	1974	85	115	09.88-09.90	*
2.0 D (LD20)		Diesel	FWD	1952	43	58	04.84-01.88	*
2.0 D (SLT72, T12) (LD20)		Diesel	FWD	1952	49	67	03.86-12.90	*
2.0 TD (LD20T)		Diesel	FWD	1952	62	84	11.83-12.85	*
<b>BLUEBIRD Station Wagon (WU11) 11.83-12.90</b>					<b>[CAMBIADO]:Break (Compact car-C Segment)</b>			
1.6 (CA16S)		Gasolina	FWD	1598	66	90	12.85-02.90	*
1.8 (CA18N)		Gasolina	FWD	1809	61	83	03.88-04.90	*
1.8 (CA18S)		Gasolina	FWD	1809	66	90	11.83-04.90	*
1.8 Turbo		Gasolina	FWD	1809	99	135	09.84-04.90	*
2.0 LX (CA20S)		Gasolina	FWD	1974	66	90	12.85-02.90	*
2.0 (CA20S)		Gasolina	FWD	1974	75	102	04.86-09.90	*
2.0 i (CA20E)		Gasolina	FWD	1974	77	105	04.84-12.90	*
2.0 i (CA20E)		Gasolina	FWD	1974	85	115	09.88-09.90	*
2.0 D (LD20)		Diesel	FWD	1952	43	58	04.84-01.88	*
2.0 D (LD20)		Diesel	FWD	1952	49	67	03.86-12.90	*
<b>CEDRIC IX (Y33) 11.95-04.99</b>					<b>Sedán (Luxury car-F Segment)</b>			
3.0 (VG30E)		Gasolina	RWD	2988	118	160	11.95-10.97	*
3.0 (VQ30DE)		Gasolina	RWD	2988	118	160	11.95-10.97	*
<b>CEDRIC VII (Y31) 09.87-05.91</b>					<b>Sedán (Luxury car-F Segment)</b>			
3.0 (VG30E)		Gasolina	RWD	2960	118	160	09.87-05.91	*

# LISTA DE APLICACIONES - BUYERS GUIDE

CEDRIC VIII (Y32) 06.91-10.95					Sedán (Luxury car-F Segment)			
3.0 (VG30E)	Gasolina	RWD	2960	118	160	06.91-10.95	*	
INTERSTAR (X70) 04.02-					[CAMBIADO]:Furgón (LCVs-N1 Segment)			
dCi 120 (G9U 650)	Diesel	FWD	2463	88	120	09.06-	*	
LAUREL IV (JC31) 11.80-12.85					Sedán (Executive car-E Segment)			
2.0 GL (CA20S)	Gasolina	RWD	1974	75	102	11.84-12.85	*	
LAUREL V (JC32) 11.84-06.90					Sedán (Executive car-E Segment)			
2.0 GL (CA20S)	Gasolina	RWD	1974	75	102	11.84-12.85	*	
2.4 (L24E)	Gasolina	RWD	2393	94	128	01.85-12.87		
2.4 (L24S)	Gasolina	RWD	2393	94	128	01.85-12.87		
3.0 i V6 SGX	Gasolina	FWD	2995	109	148	11.84-		
2.8 D (LD28)	Diesel	RWD	2792	62	84	01.85-12.87	*	
2.8 D (RD28)	Diesel	RWD	2826	66	90	01.85-12.89	*	
MAXIMA II (PU11) 09.84-12.88					Sedán (Compact car-C Segment)			
3.0 GL (VG30E)	Gasolina	FWD	2960	113	154	10.84-11.88	*	
NAVARA / D 21 (D21) 09.85-12.08					Caja/Chasis (LCVs-N1 Segment)			
2.0	Gasolina	RWD	1952	66	90	02.88-10.95	*	
2.4	Gasolina	FWD	2389	76	103	09.85-05.94	*	
2.4	Gasolina	FWD	2389	76	103	09.85-05.94	*	
2.4 i	Gasolina	RWD	2389	93	126	06.92-04.97	*	
2.4 i 4x4	Gasolina	4WD	2389	93	126	06.92-04.97	*	
3.0	Gasolina	RWD	2960	113	154	06.92-03.97	*	
2.5 D	Diesel	RWD	2494	55	75	02.88-05.92	*	
2.7 D	Diesel	RWD	2663	58	79	01.90-03.97	*	
NAVARA / D 21 / FRONTIER / HARDBODY (D21) 09.85-03.08					Pick-up (Pick-Up Truck)			
2.0 (Z20)	Gasolina	RWD	1952	66	90	01.86-08.91	*	
2.4	Gasolina	RWD	2389	74	101	01.86-12.96		
2.4 4x4	Gasolina	4WD	2389	74	101	01.86-12.96		
2.4	Gasolina	RWD	2389	76	103	05.93-03.08		
2.4 (Z24I)	Gasolina	RWD	2389	79	107	01.86-12.96	*	
2.4 4x4	Gasolina	4WD	2389	79	107	01.92-12.96	*	
2.4	Gasolina	FWD	2389	80	109	01.92-12.97	*	
2.4	Gasolina	RWD	2389	91	124	06.92-02.97	*	
2.4	Gasolina	FWD	2389	91	124	06.92-02.97	*	
2.4 4x4	Gasolina	4WD	2389	91	124	06.92-02.97	*	
2.4 i	Gasolina	RWD	2389	93	126	06.92-04.97	*	
2.4 i 4x4	Gasolina	4WD	2389	93	126	05.98-03.08	*	
2.5 Álcool	Gasolina	FWD	2474	71	97	06.81-12.92	*	
3.0	Gasolina	FWD	2962	112	152	01.86-12.96	*	
2.5 D	Diesel	RWD	2494	55	75	01.86-08.87	*	
2.5 D 4x4 (TD25)	Diesel	4WD	2494	55	75	01.86-08.87	*	
2.5 D	Diesel	RWD	2494	59	80	01.86-03.08	*	
2.5 D 4x4 (TD25)	Diesel	4WD	2494	59	80	01.86-03.08	*	
2.5 D	Diesel	RWD	2494	60	82	09.87-01.92	*	
2.7 D 4x4	Diesel	4WD	2664	58	79	06.92-02.97	*	
2.7 D 4x4 (TD27)	Diesel	4WD	2664	63	86	09.89-08.98	*	
2.7 D	Diesel	RWD	2664	73	99	01.90-03.00	*	
2.7 D 4x4 (TD27)	Diesel	4WD	2664	73	99	09.87-12.96	*	

# LISTA DE APLICACIONES - BUYERS GUIDE

PICK UP / 720 (720) 01.80-03.86					Pick-up (Pick-Up Truck)			
1.6		Gasolina	FWD	1595	56	76	01.80-	*
1.8 (L18)		Gasolina	RWD	1770	59	80	01.83-03.86	*
2.2 4WD (Z22)		Gasolina	4WD	2188	71	97	04.83-03.86	*
2.2 D (SD22)		Diesel	RWD	2164	47	64	01.82-01.84	*
2.3 D (SD23)		Diesel	RWD	2289	51	69	04.83-03.86	*
2.5 D 4WD (SD25)		Diesel	4WD	2494	53	72	04.83-03.86	*
PICK UP / NAVARA (D21) 09.85-12.08					Pick-up (Pick-Up Truck)			
2.0 (Z20)		Gasolina	RWD	1952	64	87	09.85-07.88	*
2.0 (Z20)		Gasolina	RWD	1952	66	90	09.88-12.97	*
2.0 4WD		Gasolina	4WD	1952	66	90	03.92-08.95	*
2.4		Gasolina	RWD	2389	74	101	09.85-12.96	*
2.4 4WD (Z24I)		Gasolina	4WD	2389	74	101	03.86-04.92	*
2.4 (Z24)		Gasolina	RWD	2389	76	103	09.85-05.94	*
2.4 4x4 (Z24)		Gasolina	4WD	2389	76	103	09.85-05.94	*
2.4 (Z24)		Gasolina	RWD	2389	79	107	01.92-12.96	*
2.4 4WD (Z24)		Gasolina	4WD	2389	79	107	01.88-12.96	*
2.4 4WD (Z24I)		Gasolina	4WD	2389	80	109	01.92-12.97	*
2.4 i 12V (KA24E)		Gasolina	RWD	2389	91	124	04.92-02.98	*
2.4 i 12V		Gasolina	RWD	2389	93	126	04.92-12.97	*
2.4 i 12V 4WD (KA24E)		Gasolina	4WD	2389	93	126	04.92-02.98	*
2.4		Gasolina	RWD	2389	103	140	02.92-02.98	*
2.4 4WD		Gasolina	4WD	2389	103	140	02.92-02.98	*
2.3 D (SD23)		Diesel	RWD	2289	51	69	09.85-08.88	*
2.3 D 4WD (SD23)		Diesel	4WD	2289	51	69	09.85-08.87	*
2.5 D 4WD (SD25)		Diesel	4WD	2494	53	72	09.85-08.88	*
2.5 D (TD25)		Diesel	RWD	2494	55	75	09.87-02.98	*
2.5 D 4WD (SD25)		Diesel	4WD	2494	55	75	03.86-08.91	*
2.5 D (SD25)		Diesel	RWD	2494	57	77	01.86-02.98	*
2.5 D (TD25)		Diesel	RWD	2494	59	80	09.94-08.96	*
2.5 D 4WD (TD25)		Diesel	4WD	2494	59	80	08.87-02.98	*
2.5 D (TD25)		Diesel	RWD	2494	61	83	08.92-02.98	*
2.5 D 4WD (TD25)		Diesel	4WD	2494	61	83	03.96-02.98	*
2.7 D 4WD (TD27)		Diesel	4WD	2664	58	79	09.87-08.91	*
2.7 D 4WD (TD27)		Diesel	4WD	2664	73	99	08.87-02.98	*
2.7 TD		Diesel	RWD	2664	73	99	09.87-12.96	*
2.7 TD 4WD (TD27T)		Diesel	4WD	2664	73	99	09.87-12.96	*
PICK UP / NAVARA I (D22) 01.97-					Pick-up (Pick-Up Truck)			
2.4		Gasolina	RWD	2389	76	103	01.97-04.05	*
2.4 4WD		Gasolina	4WD	2389	76	103	01.97-04.05	*
PRAIRIE / LIBERTY / MULTI (M10, NM10) 12.82-10.88					MPV (Compact MPV-M1 Segment)			
2.0 4x4 (NM10) (CA20S)		Gasolina	4WD	1974	68	92	06.86-09.88	*
2.0 (CA20S)		Gasolina	FWD	1974	72	98	01.86-09.88	*
2.0 4x4 (CA20S)		Gasolina	4WD	1974	72	98	01.86-09.88	*
2.0 (CA20E)		Gasolina	FWD	1974	77	105	01.86-09.88	*
2.0 4x4 (CA20E)		Gasolina	4WD	1974	77	105	01.86-09.88	*
SERENA (C23) 06.91-09.01					MPV (Large MPV-M1 Segment)			
1.6 (GA16DE)		Gasolina	RWD	1597	71	97	02.93-09.01	*
2.0 D (LD20)		Diesel	RWD	1952	49	67	06.91-09.01	*
2.0 D (KVJC23) (CD20)		Diesel	RWD	1974	56	76	06.91-09.01	*

# LISTA DE APLICACIONES - BUYERS GUIDE

2.0 TD (KVC23) (CD20T)		Diesel	RWD	1974	67	91	06.91-09.96	*
2.0 TD 4WD (KVNC23) (CD20T)		Diesel	4WD	1974	67	91	06.91-09.96	*
2.0 TDI (KVC23)		Diesel	RWD	1974	71	97	09.96-06.99	*
2.0 TDI (KVNC23)		Diesel	RWD	1974	71	97	09.96-06.99	*
<b>SERENA VAN (C23) 06.91-09.01</b>					<b>Furgoneta/MPV (Large MPV-M1 Segment)</b>			
1.6		Gasolina	RWD	1597	71	97	02.93-06.01	*
2.0		Diesel	RWD	1952	49	67	07.92-09.94	*
<b>SILVIA III / 200 SX / GAZELLE (S12) 06.83-12.88</b>					<b>Coupé (Sports car-S Segment)</b>			
1.8 (CA18ET)		Gasolina	RWD	1809	90	122	06.84-12.88	*
2.0 GP (FJ20E)		Gasolina	RWD	1991	107	146	04.84-09.88	*
<b>TRADE 11.86-03.93</b>					<b>[CAMBIADO]:Furgón (LCVs-N1 Segment)</b>			
2.0 D (LD20)		Diesel	RWD	1952	44	60	11.86-03.93	*
2.0 D (LD20)		Diesel	RWD	1952	49	67	04.93-10.98	*
2.0 60 D		Diesel	RWD	1995	43	59	11.86-	*
2.0 65 D		Diesel	RWD	1995	49	66	11.86-	*
2.8 80 D		Diesel	RWD	2795	59	80	11.86-	*
<b>TRADE 11.86-06.94</b>					<b>Caja/Chasis (LCVs-N1 Segment)</b>			
2.0 D (LD20)		Diesel	RWD	1952	44	60	11.86-03.93	*
2.0 D (LD20)		Diesel	RWD	1952	49	67	04.93-10.98	*
2.8 D (A428II)		Diesel	RWD	2820	59	80	12.86-06.94	*
<b>VANETTE II / NOMAD (C22) 10.86-06.13</b>					<b>[CAMBIADO]:Furgón (LCVs-N1 Segment)</b>			
1.5 (A15S)		Gasolina	RWD	1488	51	69	10.86-12.95	*
2.0 D (C22, GC22) (LD20II)		Diesel	RWD	1952	49	67	07.91-01.95	*
<b>VANETTE II / NOMAD (C22) 10.86-06.13</b>					<b>Bus (Minibus-M2-Segment)</b>			
1.5 (A15S)		Gasolina	RWD	1488	51	69	10.86-12.95	*
2.0 D		Diesel	RWD	1952	49	67	10.86-12.95	*
<b>VANETTE CARGO (HC 23) 09.94-05.02</b>					<b>[CAMBIADO]:Furgón (LCVs-N1 Segment)</b>			
1.6 i (GA16DE)		Gasolina	RWD	1597	71	97	09.94-05.01	*
1.6 (GA16DE)		Gasolina	RWD	1597	75	102	09.94-05.01	*
2.0 D		Diesel	RWD	1952	49	67	01.95-	*
2.0 D		Diesel	RWD	1952	49	67	01.95-05.01	*
2.3 D (LD23)		Diesel	RWD	2283	55	75	09.94-05.02	*
<b>VANETTE CARGO (HC 23) 04.94-05.01</b>					<b>Bus (Minibus-M2-Segment)</b>			
1.6 i (GA16DE)		Gasolina	RWD	1597	72	98	01.96-05.01	*
1.6 (GA16DE)		Gasolina	RWD	1597	75	102	09.94-05.01	*
2.0 D (LD20)		Diesel	RWD	1952	49	67	01.96-05.01	*
2.3 D (LD23)		Diesel	RWD	2283	55	75	09.94-05.01	*
<b>NISSAN (M.IBERICA)</b>								
<b>PICK UP I 01.83-</b>					<b>Pick-up (Pick-Up Truck)</b>			
2.3 D		Diesel	RWD	2295	51	69	01.83-	*