

LISTA DE APLICACIONES - BUYERS GUIDE

RB0523

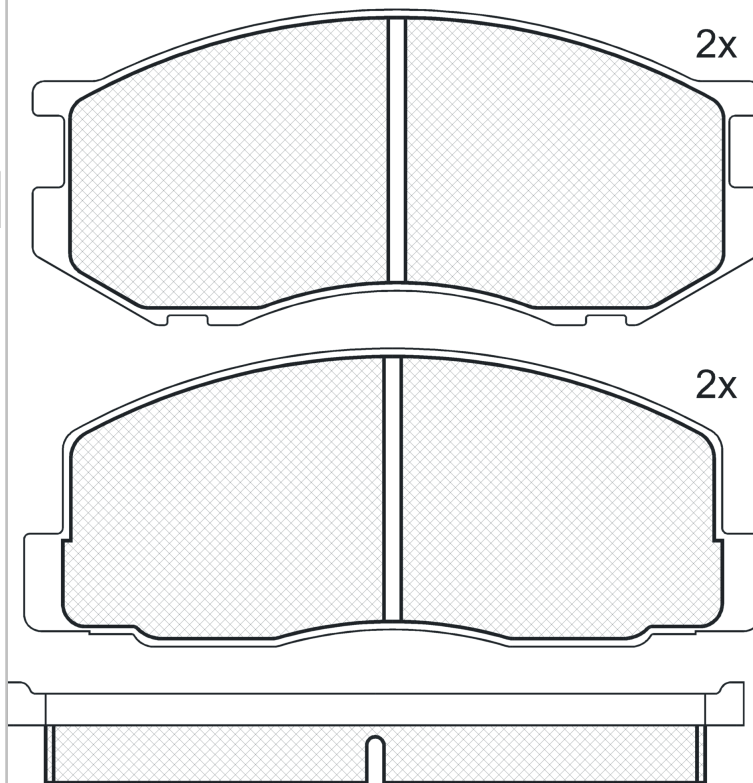


8 424073 120595

Qty: 639

Weight: 1.394

O.E.M.	MAKE
04465-28020	TOYOTA



RB0523



Akebono



126.59x54.96x15.5

128.37x51.91x15.5

WVA	FMSI
21248	D263-7167
21249	
21369	

Sin Filas



Trac.	CC	Kw	CV	
				 
				Front / Rear

TOYOTA

LITEACE (_M2_) 10.79-10.86

[CAMBIADO]:Furgón (LCVs-N1 Segment)

1.3 (KM20) (4K)	Gasolina	RWD	1290	42	57	10.79-10.86	*
1.3 (KM20) (4K-C)	Gasolina	RWD	1290	42	57	10.79-10.86	*
1.5 (KM31_V, KM36_V, KM31RV, KM36RV) (5K)	Gasolina	RWD	1486	51	69	05.86-09.91	*
1.5 (KR27_V, KR27RV) (5K)	Gasolina	RWD	1486	52	71	01.92-01.95	*
2.0	Gasolina	FWD	1998	65	88	08.88-07.89	*
2.0	Gasolina	FWD	1998	79	107	10.85-07.88	*
2.2 (YR29LV) (4Y-EC)	Gasolina	RWD	2237	72	98	01.92-01.95	*
1.8 D (CM35_V, CM35RV) (1C)	Diesel	RWD	1839	46	63	10.85-08.88	*
1.8 D (CM20) (1C)	Diesel	RWD	1839	47	64	10.85-07.88	*
2.0 D (CM36) (2C)	Diesel	RWD	1974	53	72	08.88-01.92	*
2.0 D (CR27_V, CR27RV) (2C)	Diesel	RWD	1974	54	73	01.92-05.94	*

LITEACE (YM2_, CM2_, KM2_) 10.79-09.85

Bus (Minibus-M2-Segment)

1.3 (KM20_, KM20R) (4K)	Gasolina	RWD	1290	43	58	10.79-09.85	*
1.5 (KM30LG) (5K)	Gasolina	RWD	1486	51	69	10.85-08.89	*
1.5 (KM30LG) (5K)	Gasolina	RWD	1486	52	71	07.89-01.92	*
2.0	Gasolina	FWD	1998	65	88	08.88-07.89	*
2.0	Gasolina	FWD	1998	79	107	10.85-07.88	*
1.8 D (CM35) (1C)	Diesel	RWD	1839	47	64	10.85-07.88	*

MODEL F / TARAGO (CR2_, YR2_, YR3_) 11.82-10.90

Bus (Minibus-M2-Segment)

1.8 4WD (YR20_) (2Y)	Gasolina	4WD	1812	58	79	11.82-07.86	*
1.8 4WD (YR20_) (2Y-C)	Gasolina	4WD	1812	58	79	11.82-07.86	*
1.8 De Luxe (YR20_, YR20RG) (2Y)	Gasolina	RWD	1812	58	79	11.82-08.84	*

LISTA DE APLICACIONES - BUYERS GUIDE

1.8 De Luxe (YR20_, YR20RG) (2Y-C)	Gasolina	RWD	1812	58	79	11.82-08.84	*
2.0 Super (YR21) (3Y)	Gasolina	RWD	1998	65	88	08.84-08.88	*
2.0 Super (YR21) (3Y-C)	Gasolina	RWD	1998	65	88	08.84-08.88	*