

# LISTA DE APLICACIONES - BUYERS GUIDE

## RB0439-700

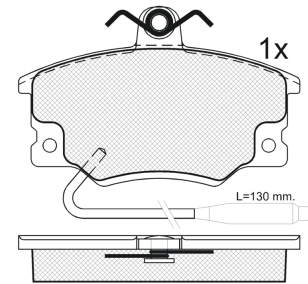
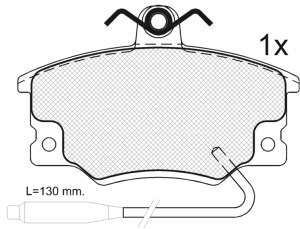
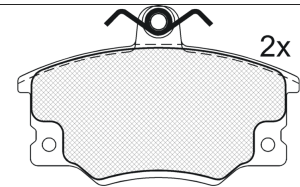


8 424073 119735

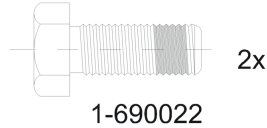
Qty: 300

Weight: 1.135

O.E.M.	MAKE
9 938 913	LANCIA



## 180439-700



## RB0439-700



Lucas - Girling

104.2x66.85x17.1

104.2x67x17.1

**WVA**

20833

20836

20837

Sin Filas



Trac.	CC	Kw	CV
-------	----	----	----



Front / Rear

**LANCIA**

**PRISMA (831\_) 01.83-02.92**

**Sedán (Executive car-E Segment)**

1.6 i.e. Super (831AB) (149 C2.000)	Gasolina	FWD	1585	66	90	05.87-12.89	*
1.6 (831AB) (831 B6.000)	Gasolina	FWD	1585	71	97	08.87-08.88	*
1.6 (831AB) (831 B6.000)	Gasolina	FWD	1585	73	99	08.86-02.92	*
1.6 (831AB) (831 A4.000)	Gasolina	FWD	1585	77	105	01.83-04.86	*
1.6 i.e. (831AB) (831 B7.000)	Gasolina	FWD	1585	80	109	05.86-12.89	*