


LISTA DE APLICACIONES - BUYERS GUIDE

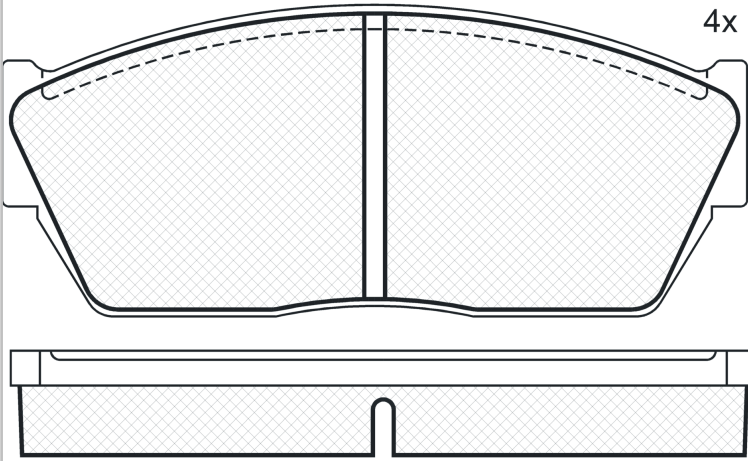
RB0388




8 424073 119216

Qty: 300 Weight: 980

O.E.M.	MAKE
45022-SAO-680	HONDA
45022-SAO-N60	HONDA



RB0388





Akebono

107.25x44.9x15

WVA	FMSI
20895	D247-7156
21018	

Sin Filas



Trac.	CC	Kw	CV		
					
				Front / Rear	

HONDA									
ACCORD II (AC, AD) 09.83-10.85						[CAMBIADO]:Fastback (Executive car-E Segment)			
1.8 EX (AD) (ET1)		Gasolina	FWD	1829		74	101	09.83-10.85	*
ACCORD II (AC, AD) 09.83-10.85						Sedán (Executive car-E Segment)			
1.8 EX (AD) (ET1)		Gasolina	FWD	1829		74	101	09.83-10.85	*
BALLADE 01.86-						Sedán (Compact car-C Segment)			
1.5 EX, Exi		Gasolina	FWD	1495		54	74	01.86-	*
CIVIC (SB) 07.72-09.83						[CAMBIADO]:Fastback (Supermini car-B Segment)			
1.3 (EN)		Gasolina	FWD	1335		51	69	03.81-09.83	*
CIVIC II (SS, SL) 01.78-12.83						[CAMBIADO]:Fastback (Supermini car-B Segment)			
1300 L (SS) (EN1)		Gasolina	FWD	1335		44	60	09.79-09.83	*
CIVIC II / BALLADE (SF) 10.79-12.85						Sedán (Supermini car-B Segment)			
1300 S (EN4)		Gasolina	FWD	1335		52	71	10.79-12.84	*
CIVIC III (AM, AK, AU) 10.83-12.88						Sedán (Supermini car-B Segment)			
1.5 (AAH, SC9) (EW2)		Gasolina	FWD	1488		63	86	10.83-10.87	*
CIVIC IV / BALLADE (ED, EF) 09.87-10.93						Sedán (Supermini car-B Segment)			
1.5 (EW3)		Gasolina	FWD	1488		74	101	01.88-08.88	*
CRX / CIVIC CRX (AF, AS) 10.83-10.87						Coupé (Sports car-S Segment)			
1.3 (AF1) (EV2)		Gasolina	FWD	1342		52	71	10.83-10.87	*
1.5 i (AF) (EW3)		Gasolina	FWD	1488		74	101	10.83-11.86	*

LISTA DE APLICACIONES - BUYERS GUIDE

PRELUDE (SN) 11.78-04.83					Coupé (Sport compact car-C Segment)			
1.6 (ASN) (EL)		Gasolina	FWD	1602	59	80	11.78-10.82	*
1.6 (ASN) (EL14)		Gasolina	FWD	1602	59	80	11.78-10.82	*